

RUTLAND COUNTY

Sport and Recreation Facility Strategy 2015 - 2036

August 2015



Nortoft Partnerships Limited
2 Green Lodge Barn, Nobottle, Northampton NN7 4HD
Tel: 01604 586526 Fax: 01604 587719
Email: info@nortoft.co.uk Web: www.nortoft.co.uk

TABLE OF CONTENTS

INTRODUCTION	12
SECTION 1: THE CHARACTERISTICS OF RUTLAND	14
Rutland's Geography	14
Planning Policies	17
Community and Corporate Policies	26
Policies and Strategies of Partners	27
Population Characteristics and Change	30
Participation in Sport	33
SECTION 2: FACILITY AND CONSULTATION OVERVIEW	44
Community consultation	44
SECTION 3: FACILITY ASSESSMENT	46
Introduction	46
Methodology	47
SPORTS HALLS	54
Introduction	54
Current provision	55
Assessment of current supply/demand	58
National Governing Body comments and strategies	61
Modelling	61
Assessment of Future Needs	64
Justifying developers' contributions	70
Conclusions and Recommendations	72
SWIMMING POOLS	75

Introduction	75
Current provision	77
Assessment of current supply/demand	83
National Governing Body comments and strategies	87
Club comments	87
Modelling	87
Assessment of Future Needs	94
Justifying developers' contributions	106
Conclusions and Recommendations	107
HEALTH AND FITNESS	110
Introduction	110
Current provision	111
Assessment of current supply/demand	113
Modelling	116
Assessment of Future Needs	117
Justifying developers' contributions	122
Conclusions and Recommendations	122
ATHLETICS	125
Introduction	125
Current provision	126
National Governing Body comments and strategies	128
Modelling	130
Assessment of Future Needs	130
Justifying developers' contributions	133
Conclusions and Recommendations	133
INDOOR BOWLS	136

Introduction	136
Current provision	136
National Governing Body comments and strategies	138
Modelling	138
Assessment of Future Needs	138
Justifying developers' contributions	142
Conclusions and Recommendations	143
INDOOR TENNIS	145
Introduction	145
Current provision	145
National Governing Body comments and strategies	147
Modelling	147
Assessment of Future Needs	148
Justifying developers' contributions	151
Conclusions and Recommendations	151
SQUASH	152
Introduction	152
Current provision	152
National Governing Body comments and strategies	154
Modelling	154
Assessment of Future Needs	154
Justifying developers' contributions	157
Conclusions and Recommendations	157
CLUB CENTRE AT OAKHAM ENTERPRISE PARK	159
Introduction	159
Current provision	159

National Governing Body comments and strategies	159
Conclusions and Recommendations	165
MULTI USE GAMES AREAS	166
Introduction	166
Current provision	167
National Governing Body comments and strategies	167
Modelling	167
Assessment of and meeting future needs	168
Conclusions and Recommendations	168
GOLF	169
Introduction	169
Current provision	169
National Governing Body comments and strategies	170
Modelling	172
Conclusions and Recommendations	173
SECTION 4: LOCAL FACILITIES	174
OUTDOOR BOWLS	174
Introduction	174
Justifying developers' contributions	175
Conclusions and Recommendations	175
OUTDOOR TENNIS COURTS	176
Justifying developers' contributions	178
Conclusions and Recommendations	178
VILLAGE AND COMMUNITY HALLS	180
Current provision	180
Justifying developers' contributions	187

Conclusions and Recommendations	188
SECTION 5: COUNTRYSIDE AND WATER SPORT ACTIVITIES	190
Conclusions and recommendations	193
SECTION 6: PLAYING PITCHES	194
ARTIFICIAL GRASS PITCHES	195
Introduction	195
Current provision	198
Assessment of current supply/demand	202
National Governing Body comments and strategies	202
Club consultation responses	203
Modelling	204
Assessment of Future Needs	208
Justifying developers' contributions	215
Conclusions and Recommendations	215
GRASS PLAYING PITCHES	218
FOOTBALL	224
Introduction	224
Current provision	232
Assessment of current supply/demand	236
National Governing Body comments and strategies	237
Modelling	239
Assessment of Future Needs	243
Justifying developers' contributions	248
Conclusions and Recommendations	248
CRICKET	250
Introduction	250

Current provision	250
Assessment of current supply/demand	257
National Governing Body comments and strategies	259
Modelling	259
Assessment of Future Needs	260
Justifying developers' contributions	264
Conclusions and Recommendations	264
RUGBY	267
Introduction	267
Current provision	267
Assessment of current supply/demand	269
National Governing Body comments and strategies	269
Modelling	270
Assessment of Future Needs	271
Justifying developers' contributions	274
Conclusions and Recommendations	276
Justifying developers' contributions for grass playing fields	277
Site by site summary and recommendations	282
SECTION 7: IMPLEMENTATION	291
Introduction	291
Priorities for investment	291
Priorities for policy action	305
Planning standards	306
Planning policies	308
Funding	310
Procurement and management	310

Review and Monitoring	311
GLOSSARY	312

TABLE OF FIGURES

Figure 1:	Rutland and its adjoining authorities	15
Figure 2:	Proposed locations for new housing development	16
Figure 3:	Population up to 2036	30
Figure 4:	Population change over time	32
Figure 5:	Percentage rates of participation in sport and active recreation	33
Figure 6:	Rates of participation in sport	35
Figure 7:	Deprivation in Rutland	36
Figure 8:	Rates of participation by social characteristic	37
Figure 9:	Market segmentation pie chart	40
Figure 10:	Market segmentation for Rutland	41
Figure 11:	Who does what in Rutland?	42
Figure 12:	Most popular sports hall activities	54
Figure 13:	Sports halls 3+ badminton courts - current provision	56
Figure 14:	Sports Halls 3+ courts map	57
Figure 15:	Adult membership use of Catmose sports hall 2014	59
Figure 16:	Junior membership use of Catmose sports hall 2014	60
Figure 17:	Facilities Planning Model key parameters halls	63
Figure 18:	Nortoft Calculator results for sports halls	66
Figure 19:	Sports Facility Calculator for sports halls	67
Figure 20:	Pool depths for range of activities	76
Figure 21:	Swimming pools in Rutland	79
Figure 22:	Swimming pool locations	80
Figure 23:	Swimming timetable for Catmose	81

Figure 24:	Uppingham pool timetable	82
Figure 25:	Home locations of Catmose Sports of adult members using the pool	85
Figure 26:	Home locations of Catmose Sports of junior members using the pool	86
Figure 27:	Facilities Planning Model key parameters pools	89
Figure 28:	Swimming pools – unmet demand	91
Figure 29:	Relative Share of swimming pool space	92
Figure 30:	Nortoft Calculator – swimming pool space	95
Figure 31:	Sports Facility Calculator for swimming pool space	96
Figure 32:	Potential pool locations - 1.6 km catchment of the two sites	104
Figure 33:	Health and fitness - current provision	111
Figure 34:	Health and fitness – fitness stations	112
Figure 35:	Adult membership use of Catmose fitness 2014	114
Figure 36:	Junior membership use of Catmose fitness 2014	115
Figure 37:	Nortoft Calculator – health and fitness - stations	118
Figure 38:	Nortoft Calculator – health and fitness – studios	119
Figure 39:	Athletics participation details	125
Figure 40:	Athletics tracks locations with 30 minute catchment	127
Figure 41:	Nortoft Calculator results – athletics tracks	131
Figure 42:	Indoor Bowls	137
Figure 43:	Nortoft Calculator – indoor bowls	140
Figure 44:	Sports Facility Calculator for indoor bowls	141
Figure 45:	Indoor Tennis locations	146
Figure 46:	Nortoft Calculator indoor tennis	149
Figure 47:	Squash court locations	153
Figure 48:	Nortoft Calculator - squash	156
Figure 49:	MUGA types	166

Figure 50:	Golf facilities in Rutland	170
Figure 51:	Golf in and around Rutland	171
Figure 52:	Village/Community Halls	181
Figure 53:	Community and village halls survey 2014 key findings	182
Figure 54:	AGP surfaces and use by sport	197
Figure 55:	AGPs in Rutland	199
Figure 56:	Artificial Grass Pitches	201
Figure 57:	FPM AGP parameters	205
Figure 58:	FA AGP model and assumed training hours	207
Figure 59:	AGPs - comparator authorities	208
Figure 60a:	Nortoft Calculator results – AGPs all comparators, all pitches	210
Figure 60b:	Nortoft Calculator results – AGPs selected comparators, scaled by hours	211
Figure 61:	Sports Facility Calculator for AGPs	212
Figure 62:	Sport England approach to developing a playing pitch strategy	220
Figure 63:	Development of provision per 1,000 standards	221
Figure 64:	Status of community use agreements on school sites	222
Figure 65:	FA recommended pitch sizes	224
Figure 66:	Football teams in Rutland	226
Figure 67:	Football teams 2014-15 season	231
Figure 68:	Temporal demand	231
Figure 69:	FA recommended pitch sizes by supply	232
Figure 70:	Pitch carrying capacity for football	232
Figure 71:	Adult pitch sites season 2014-15	233
Figure 72:	Junior/youth football pitch sites season 2014-15	234
Figure 73:	Mini Soccer pitch sites season 2014-15	235
Figure 74:	Rates of participation in football	238

Figure 75:	FA estimate of growth potential in Rutland	239
Figure 76:	Balance in pitch capacity across the week, season 2014-15	241
Figure 77:	Football up to 2036	245
Figure 78:	Cricket teams in Rutland	251
Figure 79:	Cricket sites with community use	256
Figure 80:	Cricket grounds	261
Figure 81:	Cricket strips	262
Figure 82:	Rugby pitch sites	268
Figure 83:	Rugby pitch balance 2015-2036	272
Figure 84:	Developing playing field standards	279
Figure 85:	Investment priorities	293
Figure 86:	Proposed planning standards for new housing developments	307

INTRODUCTION

This Sport and Recreation Facility Strategy covers the period up to 2036. It will provide recommendations to inform long-term land use planning for sports facilities, including Rutland County's approach to the new Local Plan, and it will ensure the policies are supported by robust and up-to-date information.

The Strategy will also help to inform the future investment decisions of the County Council and its partners about the sports facility stock help to support funding applications, and assist with the delivery of the shared objective of improving health through raising levels of physical activity.

The motivations for the Strategy include the fact that Rutland is a small unitary authority which is primarily rural in nature. The County Council has only limited direct formal interest in sports facilities as a provider, but works with a wide range of partners to offer the community across Rutland a range of opportunities. These partnerships will continue to be crucial into the long term, particularly as the County Council only has limited financial resources to support sport and active recreation.

This Strategy considers the following facilities used by the community for sport and physical activity:

Larger facilities

- Sports halls 3+ courts size
- Swimming pools
- Health and Fitness facilities
- Athletics
- Indoor bowls
- Indoor tennis
- Squash
- Multi use games areas (MUGAs)
- Club centre at Oakham Enterprise Park
- Golf

Local facilities

- Outdoor bowls
- Outdoor tennis
- Village and Community Halls

Countryside and water activities

Playing pitches

- Artificial grass pitches
- Grass playing pitches for football, cricket and rugby

This Strategy report provides the full assessment of the facilities, including theoretical modelling of supply and demand, feedback from consultation and the development of planning standards based on the expected future needs of the community in Rutland. It also takes into account and reviews previous relevant studies and in particular the Sport Structures reports:

- Review of Indoor Sport and Recreation Facilities in Rutland, Audit and Needs Assessment Report (2013)
- Review of Outdoor Sport and Recreation Facilities in Rutland, Audit and Needs Assessment Report (2013)
- Sport and Recreation Community Facilities Delivery Plan. For Consultation (2014)

As these studies involved wide ranging consultation, their findings have been used to inform this report, and in particular to balance the theoretical modelling of both current and future community needs.

A technical summary of the Strategy is available which draws out the key points from the main report and is designed to be a quick reference guide to the key findings and recommendations.

A Local Service Centre summary is also available and addresses in particular, open space including children's play provision and allotments

SECTION 1: THE CHARACTERISTICS OF RUTLAND

- 1.1 This first section of the Strategy provides an overview of the geography, history and demographics of Rutland, and proposals for future growth. It looks at the characteristics of the existing community and identifies the sports and activities that people in Rutland are most likely to be attracted to.

Rutland's Geography

- 1.2 Rutland is primarily a rural area and it is situated between Leicester (about 25 miles to the West) and Peterborough (30 miles to the East). It has the smallest population of any unitary authority in mainland England. The County has boundaries with a number of other authorities, but the most important in sporting terms are South Kesteven because of Stamford, Corby, and Melton because of the range of larger sports facilities in those districts. Figure 1 shows the boundaries of Rutland and its nearby authorities.
- 1.3 There are 52 villages and two market towns within the county. The ONS *2012-based Subnational Population Projections, Table 2: Local authorities and higher administrative areas within England* have been used for the population estimates for this strategy. This suggests that the 2015 population estimate for Rutland is 37,000, and that the population will rise to 40,600 by 2036.
- 1.4 Between 2006 and 2036 Rutland County Council identified a housing requirement of 150 houses per year; a total of 3000 dwellings. As of 2010, 532 dwellings had been completed with an additional 549 having existing commitments. Therefore the remaining housing requirement between 2010 and 2026 was 1,919 dwellings, or 120 houses per year. The two market towns of Oakham and Uppingham are to be the focus for development; however the larger Local Service Centres of Empingham, Greetham, Ketton and Ryhall together with Market Overton, Cottesmore and Edith Weston, will play a significant role in development. The expected rates of growth and these locations are given in Figure 2.

Figure 1: Rutland and its adjoining authorities

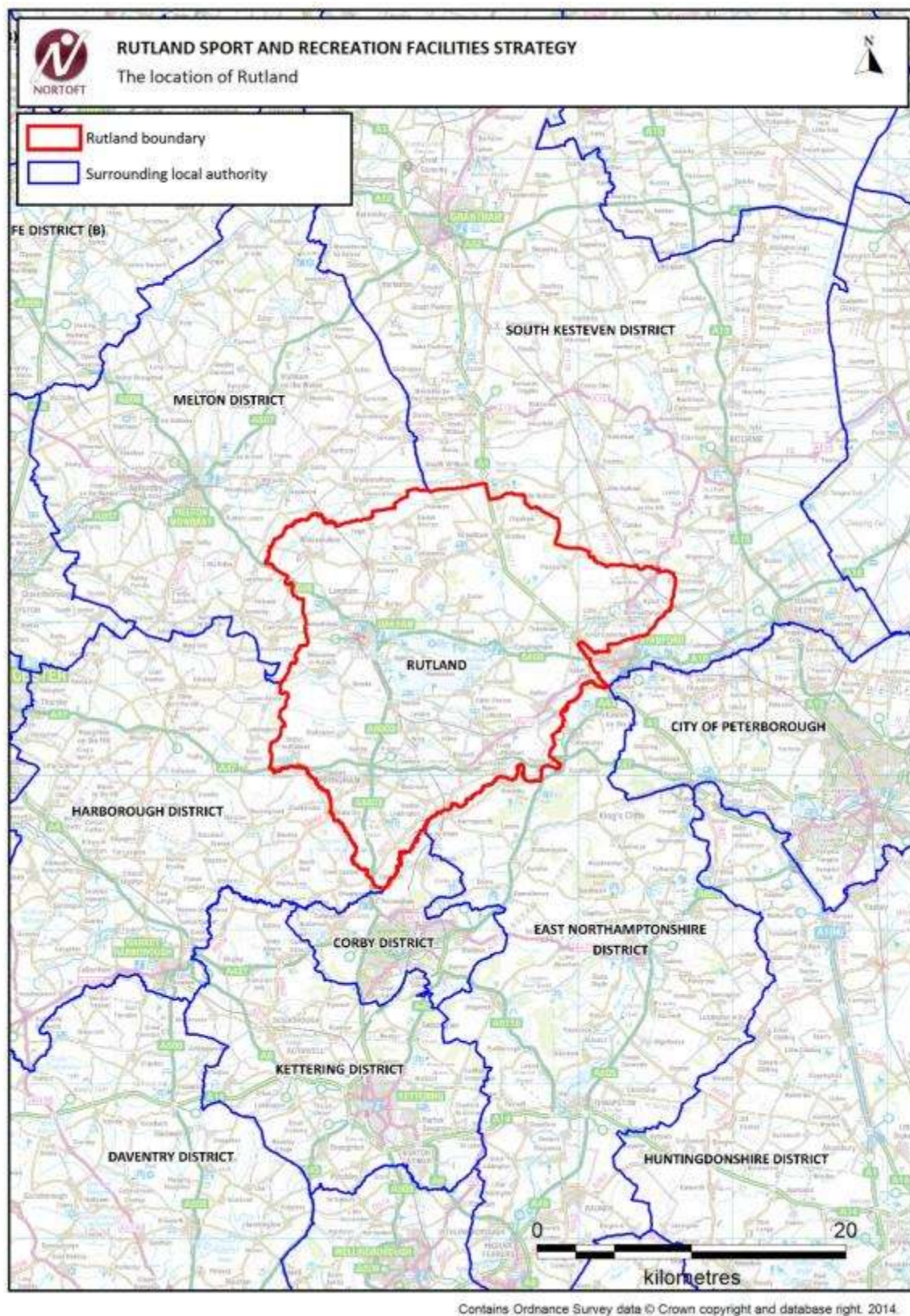
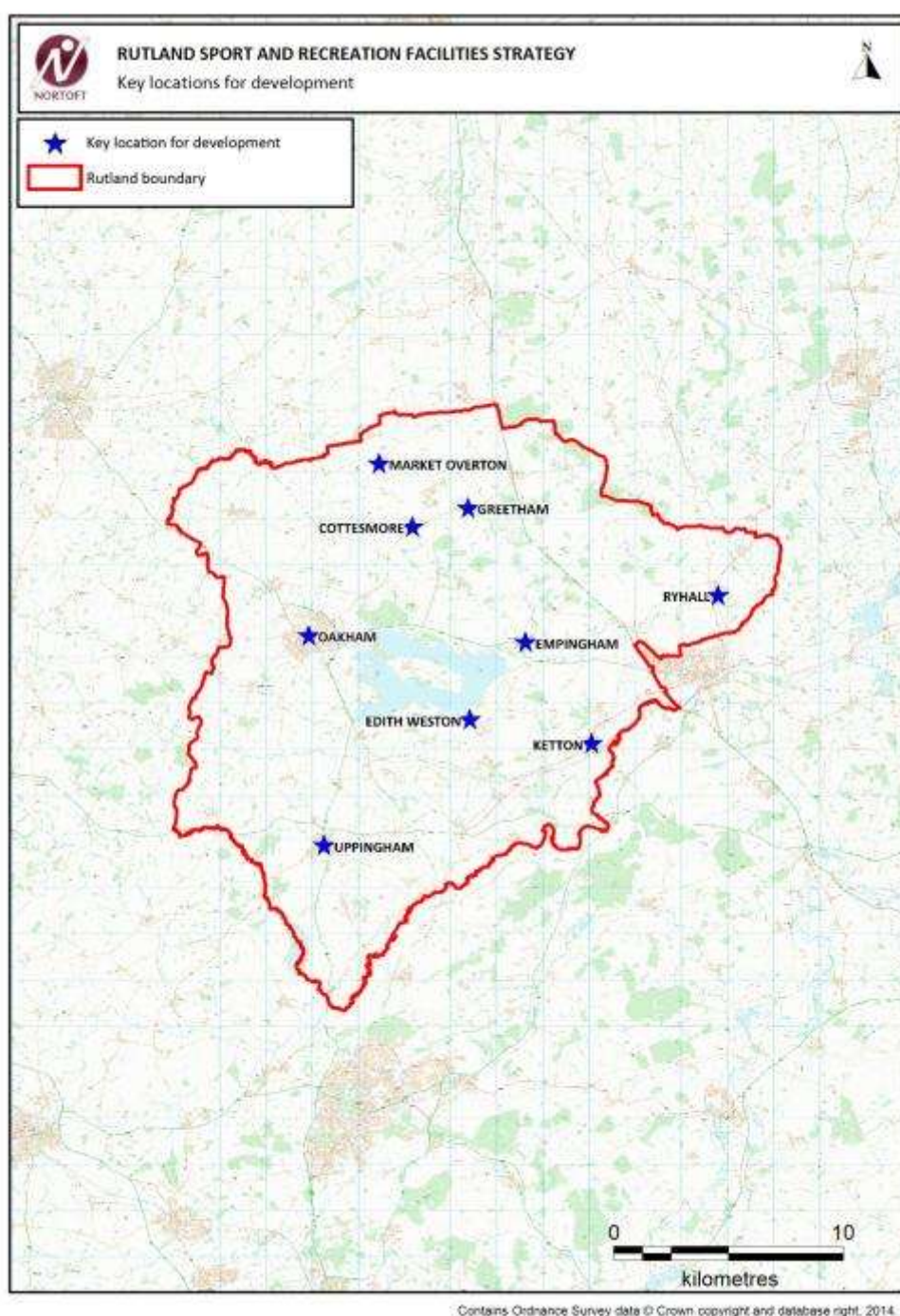


Figure 2: Proposed locations for new housing development



Site

Oakham

Uppingham

Local Service Centres

Smaller service centres and restraint villages

Total

Number of dwellings

1,100 dwellings, with a rate of 69 dwellings per annum

250 dwellings, with a rate of 16 dwellings per annum

390 dwellings, with a rate of 24 dwellings per annum

190 dwellings, with a rate of 12 per annum

1930 dwellings, with a rate of 121 dwellings per annum

- 1.5 The largely rural nature of the county, together with its location set between large urban areas, means that there are only a small number of large employers in the county and the economy is typified by small business working in high quality environments. The Local Plan aims to:
- Support a greater range of employment opportunities focused on high skilled, knowledge based.... and leisure and tourism industries.
 - Support small scale and start-up businesses including through the provision of additional managed incubator and start up premises.
 - Safeguard all of the land and premises in the existing industrial estates for employment uses, unless it can be demonstrated that an alternative use would have economic benefits and would not be detrimental to the overall supply and quality of employment land within the County.
 - Safeguard the current undeveloped high quality employment allocations at Lands' End Way, Oakham; Uppingham Gate and Pitt Lane, Ketton for employment uses and waste related uses unless it can be demonstrated that an alternative use would have economic benefits and would not be detrimental to the overall supply and quality of employment land within the County.

Planning Policies

- 1.6 There are a number of key planning policy documents which guide the provision of sport and recreation for Rutland. These are:
- The National Planning Policy Framework (March 2012)
 - National Planning Practice Guidance (2014)
 - Rutland Core Strategy Development Plan Document DPD (2011)
 - Rutland Local Development Scheme 2013 – 2016 (2013)
 - Rutland County Council Supplementary Planning Document

National Planning Policy Framework (2012)

- 1.7 The National Planning Policy Framework (NPPF), published in March 2012 brought in a fundamental change to the strategic planning system. Under Paragraph 156, the NPPF advises that new Local Plans produced by each planning authority should set the strategic priorities for the area which specifically includes leisure development and *“the provision of health, security, community and cultural infrastructure and other local facilities”*. The Sport and Recreation Facility Strategy will form one part of the evidence base for the emerging Rutland Local Plan.
- 1.8 Under para 178, the NPPF states “Public bodies have a duty to cooperate on planning issues that cross administrative boundaries, particularly those which relate to the strategic priorities set out in paragraph 156. The Government expects joint working on areas of common interest to be diligently undertaken for the mutual benefit of neighbouring authorities”. This report therefore also takes into

consideration the cross-border implications of sport and recreation provision, which is important for Rutland because of the number of large and specialist sports facilities in the adjacent authorities and which cater for demand arising from Rutland.

1.9 Paragraph 70 of the NPPF reads:

“To deliver the social, recreational and cultural facilities and services the community needs, planning policies and decisions should:

- plan positively for the provision and use of shared space, community facilities ... such as sports venues ... to enhance the sustainability of communities and residential environments;
- guard against the unnecessary loss of valued facilities and services, particularly where this would reduce the community’s ability to meet its day-to-day needs;
- ensure that established ... facilities and services are able to develop and modernise in a way that is sustainable, and retained for the benefit of the community; and
- ensure an integrated approach to considering the location of ...community facilities and services.

1.10 Under NPPF para 73 it states:

“Access to high quality open spaces and opportunities for sport and recreation can make an important contribution to the health and well-being of communities. Planning policies should be based on robust and up-to-date assessments of the needs for open space, sports and recreation facilities and opportunities for new provision. The assessments should identify specific needs and quantitative or qualitative deficits or surpluses of open space, sports and recreational facilities in the local area. Information gained from the assessments should be used to determine what open space, sports and recreational provision are required”.

1.11 Paragraph 74 states:

“Existing open space, sports and recreational buildings and land, including playing fields, should not be built on unless:

- an assessment has been undertaken which has clearly shown the open space, buildings or land to be surplus to requirements; or
- the loss resulting from the proposed development would be replaced by equivalent or better provision in terms of quantity and quality in a suitable location; or
- the development is for alternative sports and recreational provision, the needs for which clearly outweigh the loss”.

1.12 When developer contributions are being sought for individual applications the Council will take into account the NPPF policy that planning obligations (including

developer contributions) should only be sought where they meet all 3 tests of NPPF para 204 which links to CIL Regulation 122). The 3 CIL tests are:

- *Necessary to make the development acceptable in planning terms*

If the sport infrastructure is not provided, the impact of the proposal will be unacceptable as it will not meet the needs of the relevant policies, and will lead to increased pressure on the existing facilities, for example by taking them beyond their capacity.

- *Directly related to the development*

The amount of demand which will be generated by the development will be identified through estimating the number of residents living in the proposed dwellings and applying the local demographic profile. The impact on the local infrastructure will then be determined based on how the development relates to the catchment area for each particular facility, and the existing and future expected balance in the supply of that facility with the new demand.

The contributions sought for sport and recreation will therefore be directly related to the development.

- *Fairly and reasonably related in scale and kind to the development*

With a known demand for sport and recreation facilities directly related to the development as described above, and an assessment of the impact of the development on the supply and demand balance caused by the development, the contributions sought can be both fairly and reasonably assessed to be in scale and kind to the development.

1.13 NPPF para 196 states “The planning system is plan-led. Planning law requires that applications for planning permission must be determined in accordance with the development plan” and defines the Development plan as “includes adopted or approved development plan documents i.e. the Local Plan and neighbourhood plans”.

1.14 The relevant findings of this Sport and Recreation Facility Strategy (and other sport and recreation reports) such as the need for facilities, needs to be clearly part of the Local Plan.

National Planning Practice Guidance

1.15 National Planning Practice Guidance (NPPG) (PPG 003: Reference ID: 23b-003-20140306) states:

“Policies for seeking obligations should be set out in a development plan document to enable fair and open testing of the policy at examination. Supplementary

planning documents should not be used to add unnecessarily to the financial burdens on development and should not be used to set rates or charges which have not been established through development plan policy”.

- 1.16 The Sport and Recreation Facility Strategy will be founded on robust and up-to-date assessments of the needs for sports and recreation facilities, and opportunities for new provision as required by NPPF para 73. The key policies/recommendations will be set out as part of the new Local Plan, so as to enable fair and open testing of the policy at examination.

- 1.17 The NPPG reaffirms the importance of meeting these tests, para 004 states:

“Does the local planning authority have to justify its requirements for obligations?”

“In all cases, including where tariff style charges are sought, the local planning authority must ensure that the obligation meets the relevant tests for planning obligations in that they are necessary to make the development acceptable in planning terms, directly related to the development, and fairly and reasonably related in scale and kind. Planning obligations should not be sought – on for instance, public art – which are clearly not necessary to make a development acceptable in planning terms. The Government is clear that obligations must be fully justified and evidenced...”

- 1.18 It is therefore clear that the emerging Local Plan will need to specifically include policies relating to developer contributions for sport and recreation, and to link them to this Strategy, as the evidence base.

Planning Act 2008: Community Infrastructure Levy and Pooling

- 1.19 The Community Infrastructure Levy (CIL) is a planning charge, introduced by the Planning Act 2008 as a tool for local authorities in England and Wales to help deliver infrastructure to support the development of their area. It came into force on 6 April 2010 through the Community Infrastructure Levy Regulations 2010, and with effect from 6 April 2015, the CIL regulations restrict the use of section 106 agreements by prohibiting the pooling of contributions from five or more sources. This change came into effect regardless of whether a local planning authority (LPA) has or has not adopted a CIL charging schedule.

- 1.20 Regulation 123 states that:

(2) A planning obligation may not constitute a reason for granting planning permission for the development to the extent that the obligation provides for the funding or provision of relevant infrastructure.

(3) A planning obligation (“obligation A”) may not constitute a reason for granting planning permission to the extent that—

- (a) obligation A provides for the funding or provision of an infrastructure project or type of infrastructure; and*
- (b) five or more separate planning obligations that—*
 - (i) relate to planning permissions granted for development within the area of the charging authority; and*
 - (ii) which provide for the funding or provision of that project, or type of infrastructure, have been entered into before the date that obligation A was entered into.*

- 1.21 Therefore, if 5 or more contributions have already been secured since 2010 for a particular item of infrastructure, an LPA cannot ask for another contribution.
- 1.22 Sport, recreation and open space are classed as infrastructure. Interpretation of the new regulations are still emerging but it seems the wording suggests a contribution/obligation will either be for the funding or provision of a specific infrastructure project (e.g. a named sports hall) or to provide the funding or provision of a type of infrastructure (e.g. outdoor sport or unspecified “tennis courts”).
- 1.23 The impact of these changes will be that, during negotiations on individual planning applications, local authority planners (and likely applicants) will need to check whether similar obligations have already been requested and secured by section 106 obligations with the LPA. The LPA will need to audit/review all section 106 agreements completed in their area since 6 April 2010. Where an authority has included a type of infrastructure (e.g. generic “swimming pools”) on its regulation 123 list, specific projects that fall within that type of infrastructure will be not be allowed to be considered. However the inclusion of specific projects (e.g. a skate park in Town A) on the list would not preclude funding towards other projects of a similar type of infrastructure or types of infrastructure (e.g. another skate park in Town B).

Use of Planning Standards and Developer Contributions

- 1.24 Once it is known that there is a justifiable need, contributions can be requested. Developer Contributions (e.g. s106 payments and/or CIL payments) are justifiable when they meet the CIL and Regulation 123 tests (see above).
- 1.25 Justified Contributions are assessed in different ways, e.g. by applying the planning standard to the development (e.g. the cost of x sqm of a facility, where x sqm is the proportion of the standard per 1000, generated by the predicted population of the development) or; the proportion of the cost of a specific facility being the proportion of the development population to the village or town population.

Rutland Core Strategy Development Plan Document (July 2011)

1.26 The Rutland Core Strategy Development Plan was underpinned by an extensive evidence base, including Habitat Surveys, Flood Risk Assessments and Employment Land Assessments. The Core Strategy was adopted by Rutland Council on 11th July 2011, and now forms part of the statutory development plan. The objectives of the core strategy include:

- *To identify broad locations for sustainable development that will give access for all too services and facilities, minimise theneed to travel, and promote the efficient use of land while protecting the natural environment, landscape, unique character and identity of the towns, villages and countryside.*
- *To develop vibrant and prosperous market towns, encouraging sustainable development that supports their function as service centres with a range of good quality housing, jobs, businesses, shops and services that meet the needs of local people and wider hinterland.*
- *To develop diverse and thriving villages, encouraging sustainable development that supports the role of the larger villages as 'service hubs' for the smaller villages and meets local needs in the smaller villages and maintains and improves their vitality and viability.*
- *To support healthy and thriving communities by protecting existing facilities and providing high quality locale, accessible and diverse opportunities for leisure, recreation, sport and natural green space and cultural activities in order to address the needs of all groups in Rutland, including disadvantaged and vulnerable groups.*
- *To strengthen and diversify the local economy in order to provide a greater range and quality of employment opportunities locally and reduce commuting out of the county, including ... leisure and tourism industries.*
- *To support the rural communities by encouraging development opportunities related to the rural economy, including farm and rurally based industries, and promoting services and facilities in the larger local services and villages.*
- *To develop integrated and sustainable forms of transport including better public transport, walking and cycling facilities.*

Rutland Local Development Scheme (2013 – 2016)

1.27 The Rutland Local Development Scheme 2013 – 2016 set out a timetable for the Local Plan. Over the three year period, the Local Development Scheme aims to, amongst other things:

- *Identify and allocate sites for development and to set out more detailed policies that will be used to determine planning applications in accordance with the overarching policies in the Rutland Core Strategy.*
- *Review of the core strategy DPD (2011), considering the latest data from the 2011 census. This will roll forward the plan period to cover a 15 year period up to 2031 in accordance with NPPF guidelines.*
- *Other supporting documents to be included in the Local Development Scheme include; a community infrastructure levy, a statement of community involvement and Neighbourhood plans.*

Rutland County Council Supplementary Planning Document

- 1.28 Rutland County Council adopted in 2010 a Planning Obligations and Developer Contributions Supplementary Planning Document (SPD). The SPD sets out to provide a clear structure and guidance for the identification and provision of developer contributions, either financial or in kind.
- 1.29 Appendix 1 of the SPD sets out that developer contributions will be collected based on the following table:

Costs	Hectares per '000	Sq.m per '000	Sq.m per person	Cost per sq.m	Cost per person
Parks, Gardens and Amenity Green Space	0.4	4000	4	£5.00	£20.00
Provision for Children and Young Peoples	0.6	6000	6	£30.00	£180.00
Outdoor Sports, Playing Fields and Kick about Areas	1.9	19000	19	£40.00	£760.00
Indoor village/community hall		500	0.5	£1200.00	£600.00
Total Cost per person					£1560.00
Total cost per dwelling (Total cost per person £1560.00 x Average dwelling size 2.37)					£3697.00
(Cost are for the design and construction, this does not include land acquisition costs)					£43.49 per m² for internal floor space

- 1.30 Other key details in the Appendix 1 of the SPD include:

Land Costs, Design, Site Preparation and Delivery Costs

Financial contributions will be sought towards securing provision for outdoor and indoor sports and recreation facilities nearby or upgrading and extending existing provision. Contributions for facilities are based on the average costs per square metre of provision taken from research by the Council based on recent open space, sport and recreation provision within Rutland and other best practice research undertaken by the Council as part of the Open Space Audit. The Costs are based on the costs of site preparation, drainage, equipment, special surfaces, landscaping and other identified costs associated with each type of provision.

Maintenance Costs

In accord with Circular 05/2005, developers will be required to make provision for the maintenance of Open Space, Sport and Recreation space provided for the direct benefit of the new development. Developers may make their own arrangements for the maintenance of Open Space, Sport and Recreation space, subject to obtaining the Council's written agreement. Where developers wish to transfer ownership and future management to the Council or other body, they will be required to maintain the open space for 12 months, or other reasonable period for 'establishment' (as defined in the PPG 17 Good Practice Guide), as determined by the Council.

Land Contributions

Where open space is provided on site, the Council expects the developer to provide the land for open space and then to make a payment via a planning obligation to the Council as set out below. The Council may consider it appropriate to seek a contribution towards land purchase costs when contributions are being made towards new off-site space provision; although in most cases the contributions will be used for additions and upgrading of existing sites.

- 1.31 The monitoring of planning obligations will be undertaken by the Council to ensure that all obligations entered into are complied with on the part of both the developer and the Council. Enforcement action may be taken by the Council where conditions or planning obligations are not being complied with.

Neighbourhood Plans

- 1.32 There are a number of Neighbourhood Plans in Rutland either already in place or in development. To date none have specific recommendations relating to sport and active recreation.

Cottesmore Neighbourhood Plan

- 1.33 The boundary for the Cottesmore Neighbourhood Plan has now been agreed and it is the parish boundary. The aims of the Neighbourhood Plan are:
- Protect and enhance the character and vitality of Cottesmore
 - Restrict new development to within proposed boundaries, and minimise the impact of new development on the village, the surrounding countryside, landscape and ecosystems
 - Provide existing and future Cottesmore residents with the opportunity to live in suitable homes
 - Ensure Cottesmore has and will continue to have the appropriate resources and services to support the size of village
 - Encourage local employment and small-scale local businesses
 - Protect our environment and support eco-friendly developments
 - Control road traffic and reduce the need to drive by car around the village and to and from Cottesmore

- Strengthen the leisure amenities available to villagers within Cottesmore

Edith Weston Neighbourhood Plan

- 1.34 The Edith Weston NP was ‘made’ by Rutland County Council on 9th June 2014. The plan has a lifetime of 2012 – 2026. It covers the extent of the Edith Weston Parish Boundary.
- 1.35 The aim of the plan is to:
Set out the community’s views on how the village can meet the challenges of the future, which changes should or should not take place in the village and suggest priorities and proposals in relation to them

Greetham Neighbourhood Plan and Langham Neighbourhood Plan

- 1.36 The separate Greetham and Langham Neighbourhood Plans are in the process of development. They will both cover their entire parish.

Uppingham Neighbourhood Plan

- 1.37 Uppingham has a completed Neighbourhood Plan, however there is a current legal challenge relating to a housing development. The outcome of this challenge will determine the next steps in the process.

Community and Corporate Policies

- 1.38 A Plan for Rutland 2010 – 2012 reflects the outcomes of consultation within the community, establishing aims and objectives which are designed to meet the needs of the local community and to address areas of weakness and where improvement or change is required. The plan operates under the following headings:
- A Stronger and Safer community
 - An Active and Enriched community
 - Sustaining our Environment
 - Building our Infrastructure
 - Caring for all
 - A Brighter Future for all
 - Access to Services
- 1.39 The demographics of Rutland, with its older but reasonably affluent population are expected to be more active than other aging groups elsewhere. Keeping as many people active as possible will be an important factor in helping to minimise the future health costs of the County. High quality sport and recreation opportunities also make the County an attractive place to live and work, and generally helps to support the wider Council objectives, as set out in the Community and Corporate Policies.

Policies and Strategies of Partners

- 1.40 The assessment and the recommendations for future facility investment in Rutland need to be set within the context of the wider regional sub-area because many of the larger or more specialist facilities have catchments which cross the borders.

Rutland Local Sports Alliance

- 1.41 The Rutland Local Sports Alliance acts to enable key partners in sport, active recreation, health and physical activity to work collectively to increase all opportunities for activities in Rutland. The main themes from their Action plan for 2014 – 2015 are:

- Promotion of healthy lifestyles in families from a young age.
- Promotions of active lifestyles within school environments.
- Improving public awareness of the importance of remaining active within elderly communities.
- Increase the quality and quantity of club sports, through improved coaching and participation.
- Continue to promote Active Rutland through social media.
- Continue to promote sports within the school environment.

Leicester-Shire & Rutland Sport (LRS)

- 1.42 Leicester-Shire & Rutland Sport (LRS) is the county sports partnership for Leicestershire, Leicester and Rutland. The focus of this partnership is to ensure that national sport and physical activity resources have local reach. The main themes from their strategy plan for 2013 – 2017 are:

- Provide direction and influence for the safeguarding practice of statutory and voluntary organisations, and ensure these practices are inclusive and fair.
- Ensure all programmes that are delivered locally and are overseen by LRS, and comply with safeguarding standards.
- Support locality networks to develop as a robust local voice for sport and physical activity.
- Invest in leadership development programmes to ensure high quality locality delivery.

- 1.43 LRS are currently reviewing their county facilities framework. Their findings to date are similar to the picture emerging in this update, but the LRS will need to revisit their emerging framework in response to this Strategy's recommendations.

Surrounding authorities housing proposals and sports facilities

East Northamptonshire and Corby

- 1.44 The North Northamptonshire Joint Core Strategy (2014) identified a housing requirement for Corby and East Northamptonshire of 22,600 dwellings by 2031.
- 1.45 Corby is expected to accommodate more housing than any other part of the Milton Keynes South Midlands growth area, accommodating up to 13,290 dwellings. East Northamptonshire is largely a rural district, and as such development will be focused on the market towns of Rushden (3,285 dwellings), Irthlingborough (1,350 dwellings) and Raunds (1,060 dwellings).
- 1.46 The latest Playing Pitch Strategy was undertaken in 2006, so this is now out of date.
- 1.47 The Strategic Sports Facilities Framework report of 2010 suggested that East Northamptonshire had a facilities requirement up to 2021 of:
- 17 badminton courts
 - 1 full sized synthetic turf pitch
 - 2 indoor tennis pitches
 - 197 health and fitness stations
 - 9 driving range bays

Also that Corby had a facilities requirement for up to 2021 of:

- 36 badminton courts
 - 50m² of swimming pool water space
 - 1 full sized synthetic turf pitch
 - 206 health and fitness stations
- 1.48 These recommendations now require review in the light of the revised housing proposals for the area and the sports facility changes that have occurred since the studies were published.

Harborough

- 1.49 By 2028 7,700 dwellings are required in the district. Market Harborough will see most of this with 3,300 dwellings, of which 1,000 will be sited immediately to the North West of the town. Rural centres and villages will host at least 2,420 dwellings.
- 1.50 Harborough district had a facilities requirement for up to 2016 of:
- 2 indoor tennis facilities
 - 1 additional synthetic turf pitch

- Potential for two athletic facilities – with training “J’s” and technical throwing/jumping areas.

1.51 The sports facility assessment now needs to be updated and projected forwards to reflect the new housing allocations.

Melton

1.52 Melton’s plan identifies a housing requirement of 2400 dwellings by 2026. 80% of this growth will occur in Melton Mowbray, including 2700 new homes (of which 1,000 will be in a sustainable urban extension).

1.53 Based on a Playing Pitch Assessment in 2011, Melton district has a shortfall of:

- 18 Junior and 10 mini’s football pitches. This however could be offset by a surplus of adult football pitches.
- 13 cricket pitches

Peterborough

1.54 Peterborough is required to provide 25,000 additional dwellings by 2021 (1,250 per year) with an additional 1420 dwellings per year after 2021. 8,700 dwellings will be situated in and around the urban area of Peterborough. The remaining 16,300 dwellings will be divided amongst the smaller settlements across the unitary authority.

1.55 A Playing Pitch and Outdoor Sports Study in 2010 identified the current state of provision. The report identified an apparent major shortfall of junior pitches, across all areas of the authority. However this is not actually the case, as many junior teams use existing adult pitches for their matches. An important principle arising from the study is to ‘Mend before Extend’. It was concluded that although the current provision of pitches and facilities is adequate, improvements in the quality of facilities are required.

South Kesteven

1.56 A Local Development Framework for South Kesteven was adopted in 2010, and provides policies regarding development and change for the period to 2026. As of 2008 there was a district housing requirement of 11,743 dwellings (annual rate of 656). The housing growth was to be primarily focused on Grantham (6,992 dwellings). Outside of Grantham, housing developments are focused on; Bourne Stamford, Deepings, and Local Service Centres in rural areas.

1.57 A 2009 study of Open Space, Sport and Recreation in South Kesteven identified current state of provision of sport and recreational facilities for the district. The overall provision of outdoor sports space did not meet the recommended minimum

standards of provision, however, facility quality was considered to be quite good, despite a wide variation around the 'average' quality score.

Population Characteristics and Change

- 1.58 The population information considered by Rutland County Council as being the most accurate and appropriate for this strategy is that from ONS, the 2012-based Subnational Population Projections, released in May 2014. This provides the population estimate up to 2037.
- 1.59 The ONS population projections suggest that in 2015 Rutland had a rounded population of 37,000, and that it will rise to 40,600 by 2036. The figures by 5 year age bands are given in the table below as Figure 3.

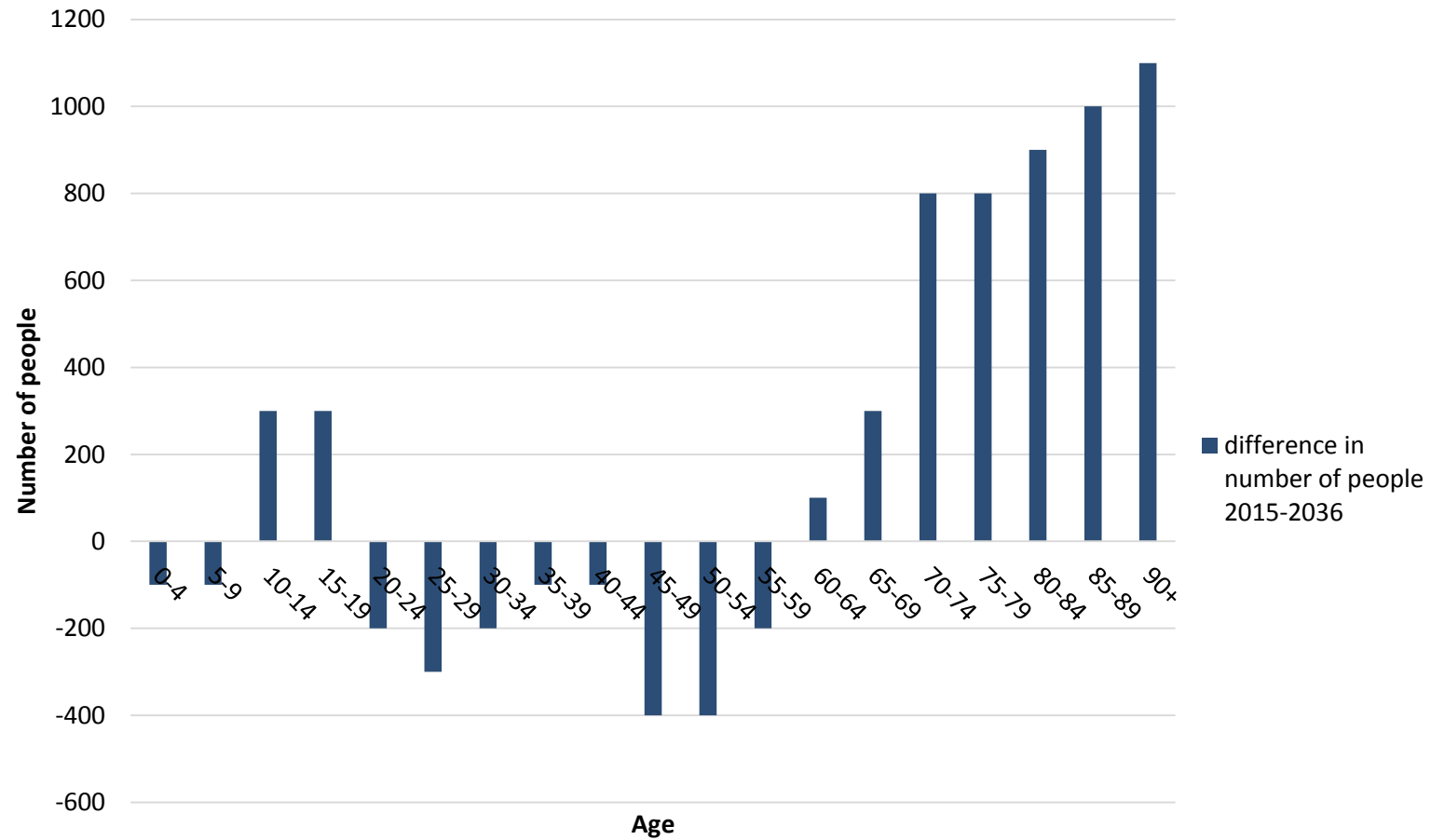
Figure 3: Population up to 2036

Age Group	2015	2021	2026	2031	2036
0-4	1800	1700	1700	1700	1700
5-9	2000	2000	2000	2000	1900
10-14	2300	2600	2700	2700	2600
15-19	2400	2500	2700	2800	2700
20-24	1300	1,000	1,000	1100	1100
25-29	1900	1600	1500	1400	1600
30-34	1800	1900	1700	1600	1600
35-39	1900	2000	2100	1900	1800
40-44	2200	2000	2100	2200	2100
45-49	2700	2200	2100	2200	2300
50-54	2700	2700	2300	2200	2300
55-59	2500	2800	2800	2300	2300
60-64	2400	2600	2900	2900	2500
65-69	2700	2400	2700	3000	3000
70-74	2200	2600	2400	2600	3000
75-79	1700	2100	2400	2300	2500
80-84	1200	1500	1900	2200	2100
85-89	800	1000	1200	1500	1800
90+	500	700	900	1200	1600
Total	37000	38100	39100	39900	40600

- 1.60 The adopted Core Strategy of 2011 suggests that there will be a need for 1919 additional dwellings in the period up to 2026, of which around 80% will be located in Oakham, and 20% in Uppingham. There are no such significant housing growth areas on the immediate boundaries of Rutland within the adjacent local authorities which would have an impact on this strategy, although some housing is planned for Stamford.

- 1.61 The period up to 2036 will see a change in the population structure from that in 2015 (see Figure 4). There will be a significant ageing of the population, with more people aged over 55 years, and a fall in the number of people aged between 20 and 54 years. The current notable dip in the population of those aged 20-29 years probably largely reflects the limited opportunities for further and higher education in Rutland. There will be a slight increase in the number of young people aged 10-19 years, around a total of 600.
- 1.62 This demographic picture will have an impact on the take up of sport and active recreation, as very broadly most competitive activities attract those aged under 45 years, other than golf and bowls. There will be a need to provide more for young people in their teenage years, and a clear need to provide for activities and opportunities for those aged 55 and over.

Figure 4: Population change over time



Participation in Sport

- 1.63 Sport England has recently released its latest statistics for the Active People Survey 8, which is based on the period October 2013 to October 2014. This shows that the rates of participation in sport and physical activity at 1 session a week (at least 4 sessions of at least moderate intensity for at least 30 minutes in the previous 28 days) in Rutland has significantly increased from the original survey in 2005-2006, from 37% to 44.4%, and that activity rates are well above its comparators and the national average, see Figure 5. The percentage of people doing no activity is also much lower than elsewhere.

Figure 5: Percentage rates of participation in sport and active recreation

	Adult participation (16+ years) in 30 minutes, moderate intensity sport and active recreation		
	% 1 x 30 minutes per week APS 8 (Oct 13-Oct 14)	% 3 x 30 minutes per week (Oct 12-Oct 14)	% No activity (Oct 12-Oct 14)
Rutland	44.4	35.4	36.9
National	35.8	*	58.0
East Midlands	34.5	*	*
Cheshire East	34.4	25.2	48.6
Herefordshire	31.1	24.0	49.2
Shropshire	39.2	30.2	42.7
Wiltshire	37.7	28.2	46.0
Christchurch	34.4	25.1	46.3
Purbeck	32.2	27.4	48.6
West Somerset	24.3	25.9	51.3

* Statistics not available

Note: These statistics do not include recreational walking or infrequent recreational cycling but does include cycling if done at least once a week at moderate intensity and for at least 30 minutes. It also includes more intense/strenuous walking activities such as power walking, hill trekking, cliff walking and gorge walking.

Please note that the latest results now include moderate intensity participation in a full range of keep fit classes amongst people aged 14-65 years. Previously for some keep fit classes, results had only included participation amongst people aged 65 years or over. For comparison purposes, this change has been consistently applied to results for the entire time series.

- 1.64 The map in Figure 6 is drawn from Sport England's active people survey information, and it illustrates that for most of Rutland, the rate of participation on average is high. The area with lower participation is the north west corner of the authority.

- 1.65 Figure 7 from the Health Profile 2011 shows the variation in deprivation across Rutland. There are two broad areas with higher rates of deprivation, one centred on Uppingham, and the other in the north east part of the County. However the impact of deprivation is not evidenced in decreased rates of participation in these areas. In fact, the area which is least active is amongst the least deprived.
- 1.66 There are however still some significant variations in the rates of activity across the different communities and socio-economic groups in the County. The chart in Figure 8 demonstrates that men do more activity than women, younger people are more active than older people, people with disabilities participate less, and that the more deprived socio-economic groups are less active, but

Figure 6: Rates of participation in sport

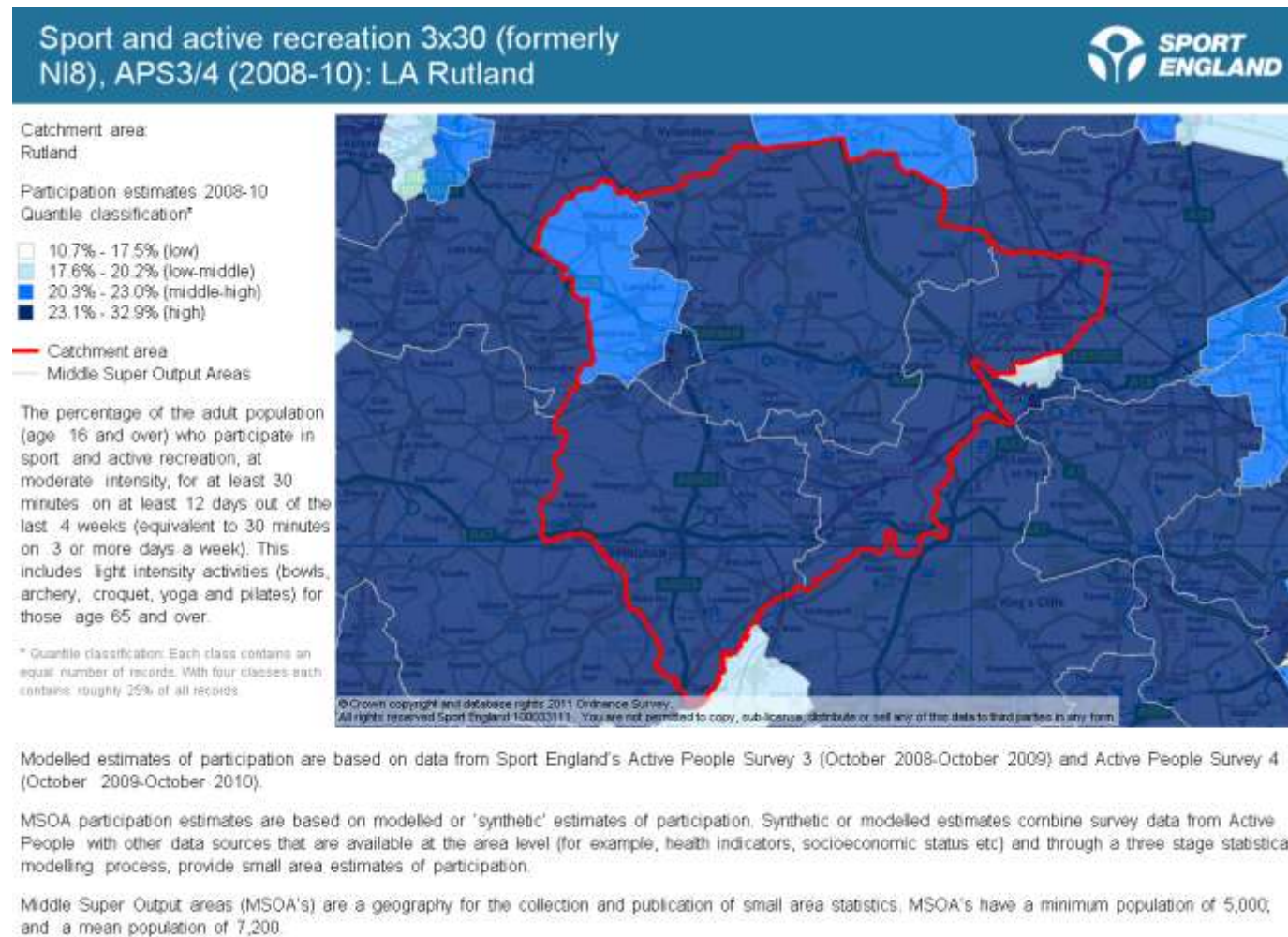


Figure 7: Deprivation in Rutland
(source: Health Profile 2011)

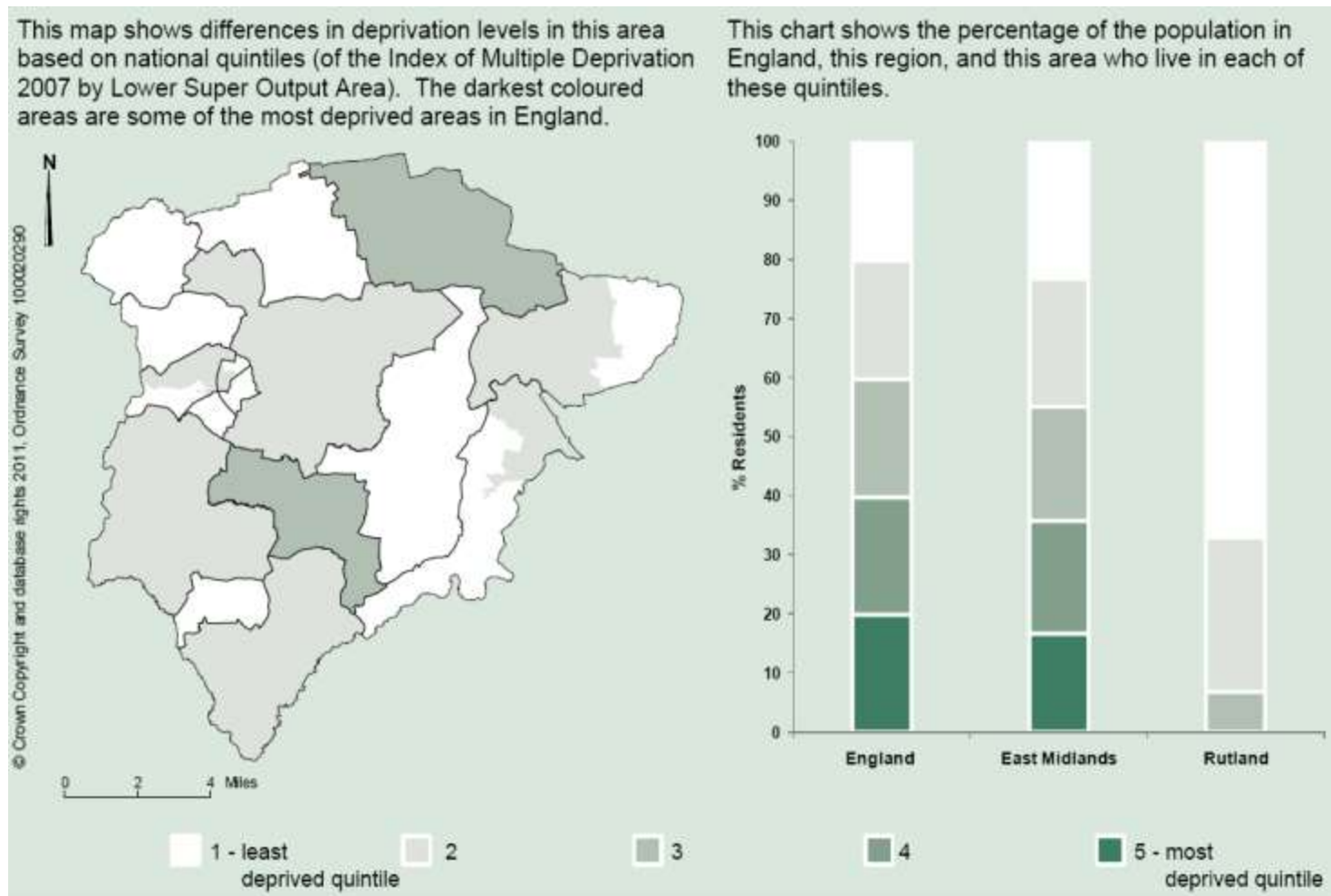
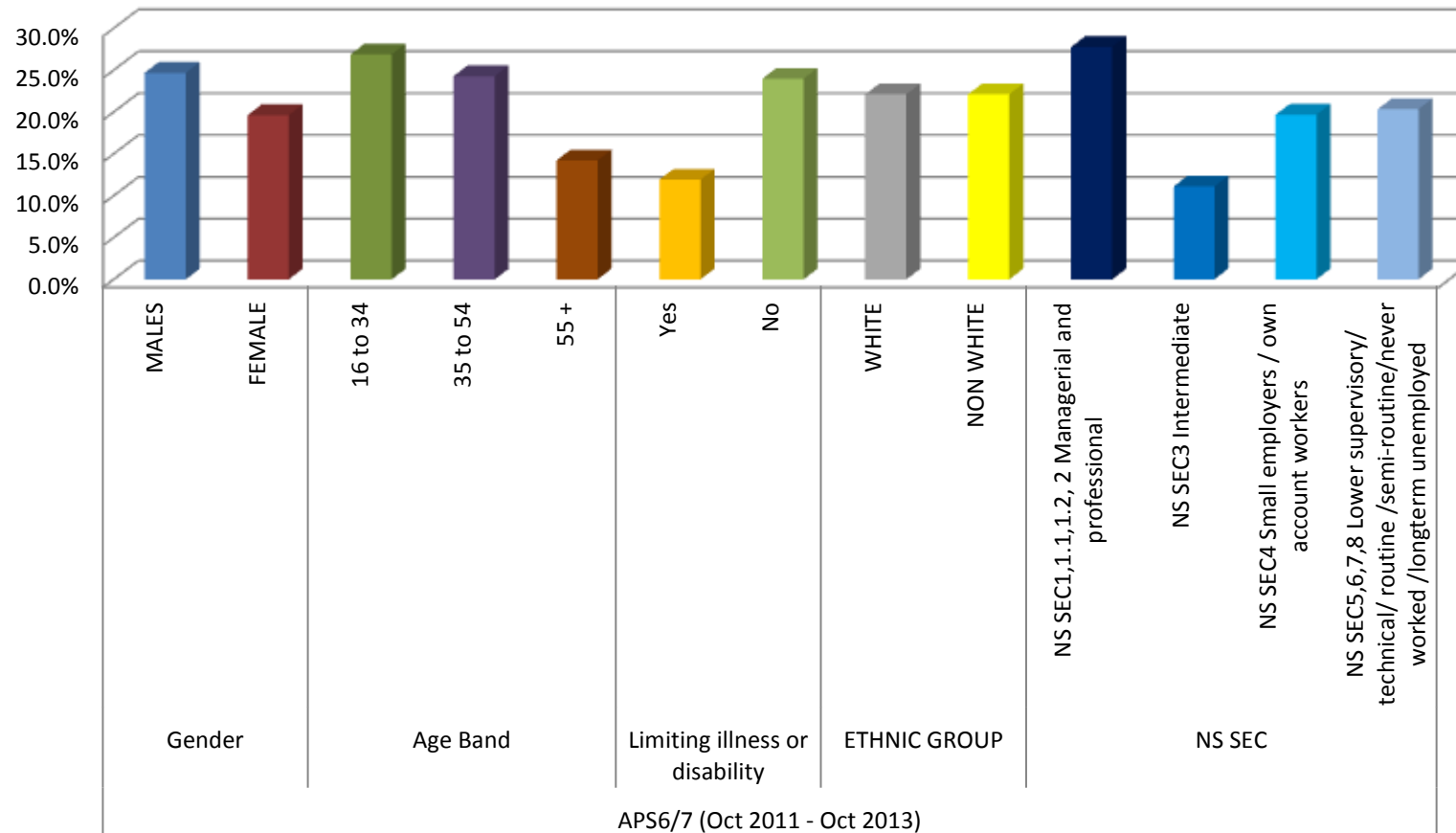


Figure 8: Rates of participation by social characteristic
(at 3 x 30 minutes a week)



Local Profile

- 1.67 Sport England has a web based tool which provides a wide range of background information about an authority. The Rutland Local Profile is attached as Appendix xx, but some of the key findings are bulleted below. It should be noted that some of the information in the appendix in relation to the levels of physical activity has now been superseded by the results of Active People Survey 8.

Levels of physical activity

- The top 5 sports in Rutland are swimming, cycling, gym, fitness/conditioning, and athletics. In this Sport England tool, the definition of “fitness/conditioning” includes weight training, running machines, cross training and circuit training, and the term “gym” includes any other activities which people take part in including fitness classes. Athletics includes all jogging etc., not simply activities on an athletics track.
- The rates of participation in swimming, cycling and fitness and conditioning are above both the regional and England average rates, but gym participation is slightly lower.

Health

- The percentage of overweight adults in Rutland is in line with the East Midlands region and slightly worse than England as a whole.
- Childhood obesity in Rutland is however better than both the rates for the East Midlands and England as a whole.
- Rutland’s percentage of overweight adults and incidence of childhood obesity is approximately in the middle of the range of the benchmark authorities.
- Life expectancy is better than the regional or national averages.
- Rutland is the least deprived of the benchmark authorities, measured by the IMD.
- The estimated health costs of physical inactivity per 100,000 people in Rutland is lower than either the regional or national averages, but still amounts to around £1,586,606 per annum (estimate based on 2009/10 figures).

Involvement in sport

- Club membership rates, rates of volunteering, rates for receiving tuition/coaching and the taking part in organised competitions are all higher for Rutland than either the region or England as a whole.

Market Segmentation

Introduction to the tool

- 1.68 Sport England has developed market segmentation to help understand the life stages and attitudes of different population groups and the sporting interventions most likely to engage them. The market segmentation data builds on the results of

Sport England's Active People survey; the Department of Culture, Media and Sport's Taking Part survey; and the Mosaic tool from Experian. It presents a picture of the dominant social groups in each area, and puts people's sporting behaviour in the context of complex lives.

- 1.69 Propensity modelling – a statistical technique that matches the probability of displaying a particular behaviour or attitude to each demographic category – was used to link the survey data to wider population groups. This created a tool with two key elements: a Sport England segment for every adult in England; and the ability to count market segment profiles for any region or community, down to postcode level.
- 1.70 Sport England encourages the use of market segmentation to help guide local decisions about sport and active recreation priorities, and the following analysis reports the results of the market segmentation for Rutland.

Results for Rutland

- 1.71 The following pie chart, Figure 9 suggests that there is a mix of market segments in Rutland, with a high proportion of persons who are middle aged or older, and reasonable levels of affluence. The map in Figure 10 does not identify any particular areas of the county which are notably different, though does identify that some of the communities just over the border are different, mainly retired. The socio-economic characteristics of Rutland, with its relatively affluent older population suggests that higher levels of physical activity amongst the older age groups should be achievable than elsewhere, so long as appropriate and accessible facilities and opportunities are available.
- 1.72 Figure 11 provides more details about the adult market segment ages, characteristics and the sports that they do, and which others may appeal to them. This chart confirms the importance of swimming, cycling and gym/keep fit in Rutland, but also underpins the need to retain opportunities for "athletics" including jogging and running, golf, football, tennis, bowls and equestrian sports. It should be noted that this Sport England tool combines all types of gym and fitness activities including such things as weight training and fitness classes.
- 1.73 All of these sports and activities are addressed within this report, although some such as cycling and jogging will be impacted upon by other Council policies, including in relation to sustainable transport, green infrastructure and open spaces. The market segmentation findings will help to prioritise the future investment in sport and active recreation in Rutland.

Figure 9: Market segmentation pie chart

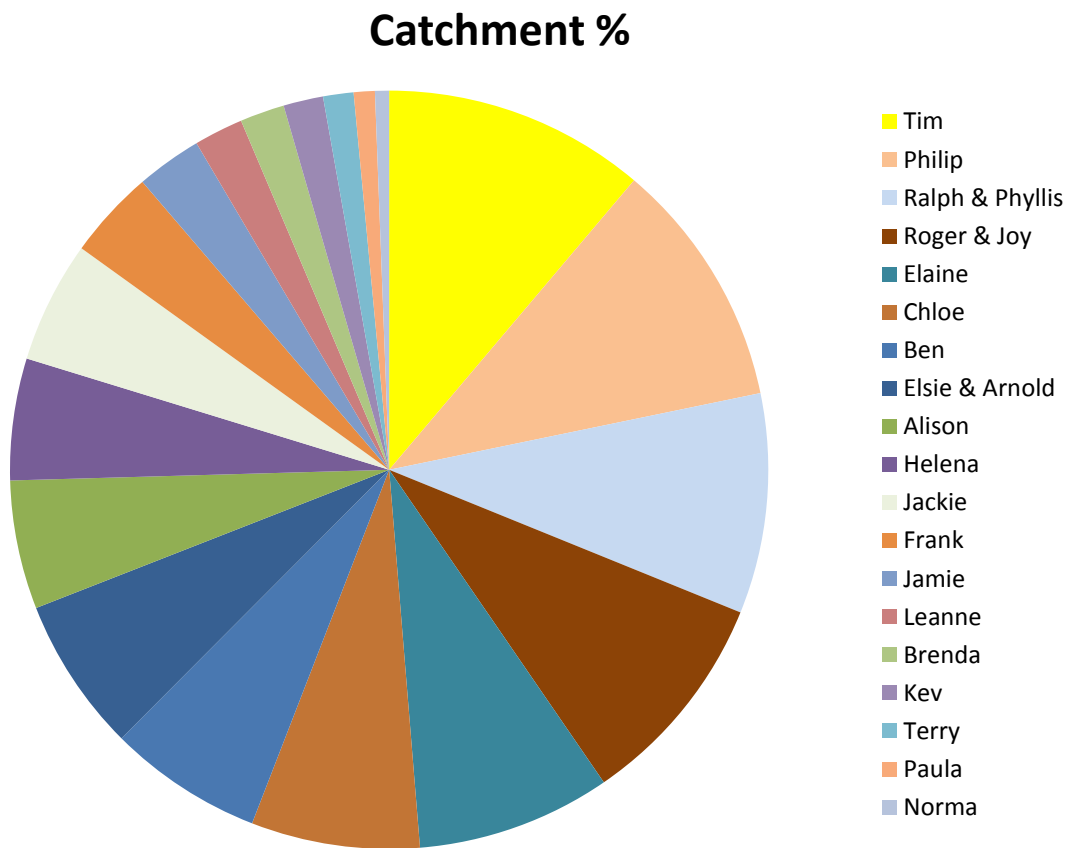


Figure 10: Market segmentation for Rutland
(based on Lower Super Output Areas)

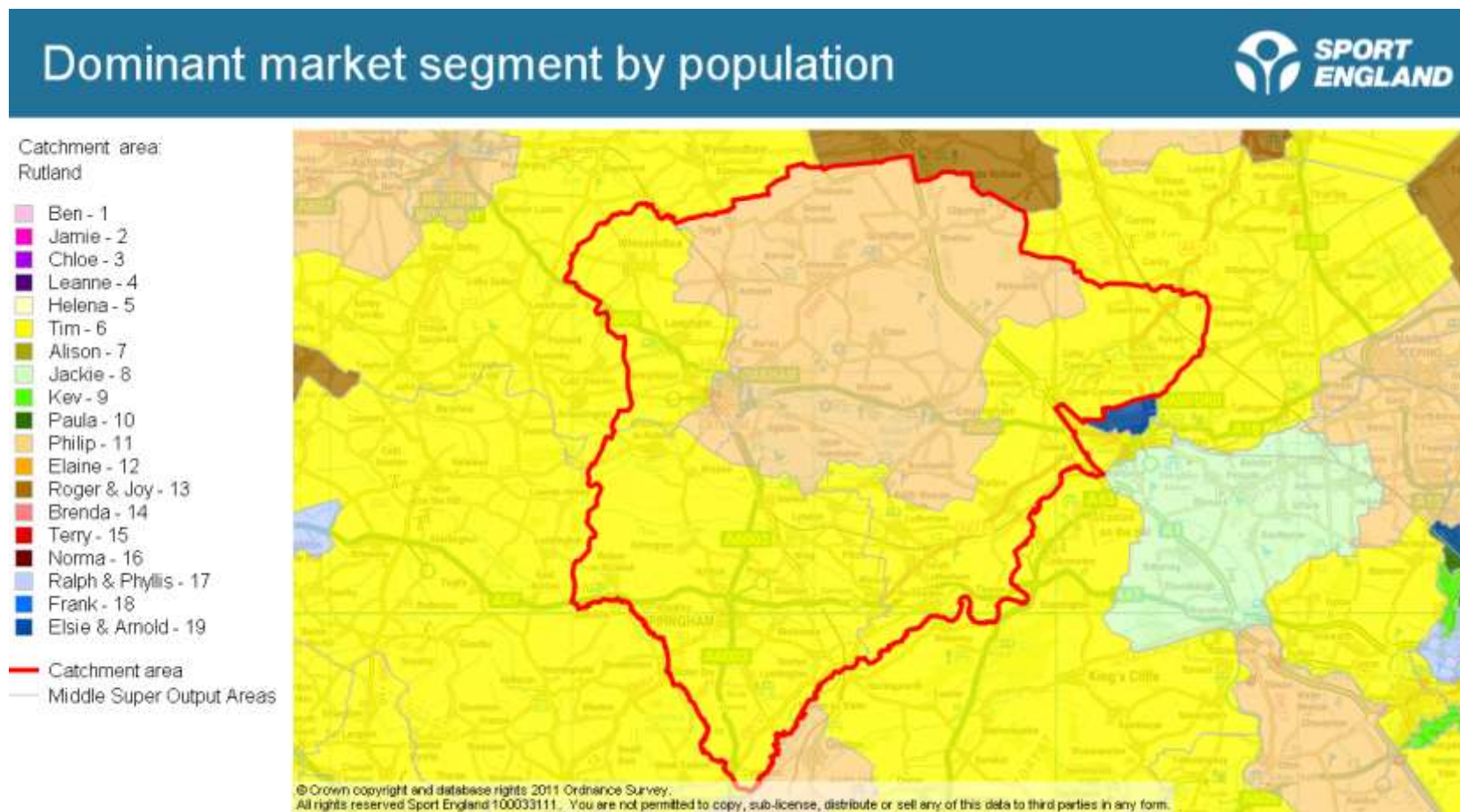


Figure 11: Who does what in Rutland?

Segment	Characteristic	Age	Marital status	Work type	Sports do now, decreasing order top 5					Sports would like to do more of, decreasing order top 5				
					1st	2nd	3rd	4th	5th	1st	2nd	3rd	4th	5th
Tim	Settling Down Male	26-45	Married or single. May have children	Professional	Cycling	Keep fit/gym	Swimming	Football	Athletics	Cycling	Swimming	Keep fit/gym	Athletics	Golf
Philip	Comfortable Mid-Life Male	45-55	Married with children	Full time employment and owner occupier	Cycling	Keep fit/gym	Swimming	Football	Golf	Swimming	Cycling	Keep fit/gym	Golf	Athletics
Ralph & Phyllis	Comfortable Retired Couples	66+	Married/single	Retired	Keep fit/gym	Swimming	Golf	Bowls	Cycling	Swimming	Keep fit/gym	Golf	Cycling	Tennis
Roger & Joy	Early Retirement Couples	56-65	Married	Full time employment or retired	Keep fit/gym	Swimming	Cycling	Golf	Angling	Swimming	Keep fit/gym	Cycling	Golf	Athletics
Elaine	Empty Nest Career Ladies	46-55	Married	Full time employment and owner occupier	Keep fit/gym	Swimming	Cycling	Athletics	Tennis	Swimming	Keep fit/gym	Cycling	Badminton	Tennis
Chloe	Fitness Class Friends	18-25	Single	Graduate professional	Keep fit/gym	Swimming	Athletics	Cycling	Equestrian	Swimming	Keep fit/gym	Cycling	Athletics	Tennis
Ben	Competative Male Urbanites	18-25	Single	Graduate professional	Football	Keep fit/gym	Cycling	Athletics	Swimming	Swimming	Football	Cycling	Tennis	Athletics
Elsie & Arnold	Retirement Home Singles	66+	Widowed	Retired	Keep fit/gym	Swimming	Bowls	Golf	Cycling	Swimming	Keep fit/gym	Cycling	Tennis	Bowls
Alison	Stay-at-home mum	36-45	Married with children	Stay-at-home mum	Keep fit/gym	Swimming	Cycling	Athletics	Equestrian	Swimming	Keep fit/gym	Cycling	Athletics	Tennis
Helena	Career focussed females	26-45	Single	Full time professional	Keep fit/gym	Swimming	Cycling	Athletics	Equestrian	Swimming	Keep fit/gym	Cycling	Athletics	Tennis
Jackie	Middle England Mum	36-45	Married	Part time skilled worker or stay-at-home mum	Keep fit/gym	Swimming	Cycling	Athletics	Badminton	Swimming	Keep fit/gym	Cycling	Athletics	Tennis

The challenge for increasing levels of physical activity

- 1.74 The challenge is therefore to provide for the wide range of communities in Rutland, but particularly those who are least active, mainly females and those from the older age groups in the community, but also younger people and those without access to a car. Sport England has identified young people (14-25 years) as a key priority as it is hoped that by retaining young people in sport and activity, this will in turn address the significant falls in participation seen in later years.
- 1.75 Where people do not have access to a car or are unable or unwilling to drive any distance, they rely more on local facilities. The community centres and village halls are a significant tier in the provision of active recreation opportunities, and will remain very important, even in the long term.

SECTION 2: FACILITY AND CONSULTATION OVERVIEW

- 2.1 Rutland is a small county which is primarily rural and the nature of the facilities and the types of sport people do in the county generally reflects this. For example there are much higher levels of cycling, cricket, water sports, and equestrian sports than might be found in many other authorities.
- 2.2 The main “public” facilities are found in Oakham, at the dual use centre at Catmose College which is an academy. The Active Rutland Hub has been refurbished to cater for judo, gymnastics, and possibly other club managed sports.
- 2.3 The other secondary schools in the County; Casterton Business and Enterprise College and Uppingham Community College have some community use of their facilities, but this is on an informal basis and there is no long term security of use.
- 2.4 In addition, the County hosts two major independent schools; Oakham and Uppingham. These schools have extensive sports facilities, including swimming pools, sports halls, studio space, fitness facilities, multiple artificial grass pitches (AGPs), tennis courts/netball courts, and grass playing fields. Uppingham School opened its new sports centre in 2010. Both schools enable some community use of their facilities, but this tends to be limited in both days/times and the nature of use. The Uppingham Sports Centre has a planning condition enabling community use, but this is not as extensive as would be expected under a “standard” dual use arrangement.

Catmose

- 2.5 This site is managed for the community on behalf of Rutland County Council by Stevenage Leisure Limited. It consists of a new 8 court sports hall (of which 4 courts are for community use), an old 3 court sports hall, fitness facilities, a swimming pool, a large size AGP, hard courts and grass playing fields.
- 2.6 The Community Use Agreement was signed in April 2011 and runs for a period of 10 years. It is a zero cost contract, so the Council does not pay fees to the contractor.
- 2.7 There are a number of issues in relation to this site, in particular the age and condition of the pool and the layout of the site generally. These are addressed in detail in later sections of the report.

Community consultation

- 2.8 There have been a number of previous reports by Sport Structures in recent years which have been based on wide ranging consultation with the community, clubs and individuals. The findings of these consultations are included within: Review of Open Space, Sport, Recreation Facilities and Green Infrastructure in Rutland, Audit and Needs Assessment (2009); Review of Outdoor Sport and Recreation Facilities in Rutland, Audit and Needs Assessment Report (2013); Review of Indoor Sport and Recreation Facilities in Rutland, Audit and Needs Assessment Report (2013); and Rutland County Council Sport and Recreation Community Facilities Delivery Plan for Consultation (2014).
- 2.9 The findings and recommendations from these Sports Structures reports are integrated within this Strategy, and appear under the relevant facility type. These have then been reviewed, and where appropriate, have been used to inform the Strategy recommendations.
- 2.10 Because of the previous wide ranging consultation, it was agreed that the only further consultation which should be undertaken to support this latest review was with the clubs playing football, cricket, rugby and hockey in order to bring the Strategy into line with the required methodology of the Sport England Playing Pitch Strategy Guidance (October 2013). The national governing bodies for these sports have also been directly consulted through the strategy development process.
- 2.11 Also invited to provide additional comments have been the other national governing bodies of sport, via the Leicester-Shire and Rutland Sports Partnership. Only a very limited response to this additional consultation was received.

SECTION 3: FACILITY ASSESSMENT

Introduction

- 3.1 This section of the Sports and Recreation Facility Strategy considers the facilities used by the community for sport and physical activity, and specifically includes the following:

Larger facilities

- Sports halls 3+ courts size
- Swimming pools
- Health and Fitness facilities
- Athletics
- Indoor bowls
- Indoor tennis
- Squash
- Multi use games areas (MUGAs)
- Club centre at Oakham Enterprise Park
- Golf

Local facilities

- Outdoor bowls
- Outdoor tennis
- Village and Community Halls

Countryside and water activities

- 3.2 Artificial grass pitches are addressed in the next section of the Strategy, under pitch provision, which also includes grass playing fields.
- 3.3 The approach to this assessment and the development of the recommendations reflects the guidance in the Sport England Assessing Needs and Opportunities Guidance of July 2014, adapted as necessary to the needs of Rutland.
- 3.4 A theme throughout this assessment is the cross-border movement of people to take part in sport. The approach of this Strategy in relation to cross-border movement therefore reflects both the policy direction given in the National Planning Policy Framework, which actively encourages authorities to work together. Each of the facility assessment sections considers the network of facilities both within Rutland and over the borders, including into Northamptonshire, Peterborough and Lincolnshire.
- 3.5 The review of the strategies of the adjoining authorities suggests that there are no specific proposals for strategic facility changes, so the current cross-border flows of people playing sport should continue into the foreseeable future. However in the longer term, there can be no guarantee that the existing pattern of community

sports facility provision will remain, so Rutland County Council will need to keep this Strategy under review, and to consider alternative options to meet the needs of the resident population should the facility network elsewhere change.

Methodology

3.6 The assessment of each facility type draws on a number of different elements:

- The theoretical demand for facilities based on various modelling tools;
- The results of consultation;
- Issues associated with facility quality, accessibility for the community etc.;
- The future population characteristics;
- The Council's policies on participation, and sports development objectives;
- The resources which may be available to meet the future requirements;
- National governing body strategic requirements.

3.7 As each assessment is based on a number of factors which can change over time, the recommendations will need to be kept under review. Of particular importance will be any further significant housing growth proposals within the adjoining authorities, in addition to changes in their facility network.

Modelling tools

3.8 There is no one theoretical modelling tool which provides the answer to facility planning. A number of different tools need to be employed and the results of each synthesised together to provide a recommendation for the County.

3.9 The following paragraphs provide a detailed explanation of each methodology.

Facilities Planning Model

3.10 The Facilities Planning Model (FPM) has been developed as a planning tool by Sport England for the strategic assessment of the community needs for swimming pools, sports halls and large size artificial grass pitches (AGPs). The modelling provides an objective assessment of the balance between the supply of the sports facilities and the demand for them at "peak time", which is in the evenings Monday-Friday, and during the daytime at weekends.

3.11 The FPM assessments take into account key factors influencing participation at the local level, including; the age profile of residents, levels of deprivation, and car ownership. In relation to the individual facilities, it can take into account the hours actually available to the community and weight the facilities for their attractiveness (usually associated with the age of the facility).

- 3.12 The FPM tool is much more sophisticated than the Active Places Power tools available on the Sport England interactive web-site, although it is only available for halls, pools, and large size AGPs. For pools in Rutland no additional analysis of the *current* balance in supply and demand has therefore been undertaken, however the 2013 FPM report for sports halls needs to be considered in the light of changes to the facility network since that report was written.
- 3.13 Sport England undertakes a “national run” of each facility type early in the calendar year, based on the facility information known to them and standardised parameters. This gives a good current picture of provision, but does not forecast future demand. The key findings from the national assessments for 2014 are included in the swimming pool and artificial grass pitch sections of the report, and for sports halls, the 2013 FPM lite report of January 2013 is used as it is the latest available.
- 3.14 The FPM is not easily able to provide an authority-wide forecast of demand-supply and therefore alternative methodology and modelling has been required for this report. The FPM however can be useful for “testing” local facility proposals to take account of population changes in specific areas, and also specific facility proposals, such as closures or new facilities. This scenario testing is available through Sport England, and may be a useful follow-up to this work, particularly in relation to the potential options for the proposed replacement swimming pool.

Nortoft Calculator

- 3.15 Nortoft has developed a calculator which helps to forecast future need for each facility type based upon both changes in the total population number and the anticipated growth in participation.
- 3.16 The Nortoft Calculator is not an officially endorsed tool by Sport England and is relatively simplistic, as it treats each facility type on a ‘provision per 1,000’ basis. The authority is treated as an island and no account has been taken of facility quality, or of the impact of a changing population profile (such as a significantly aging population). The Nortoft Calculator also has no spatial element to it. These restrictions mean that, as with the other theoretical modelling, the findings of the Calculator should be reviewed in the light of the results from the other modelling, and also the feedback from consultation.
- 3.17 For sports halls and swimming pools, the Nortoft Calculator uses the current levels of provision per 1,000 (scaled by hours) as one of the key starting points. The scaled by hours figure is that identified in the relevant FPM reports as being the publicly available facility supply, scaled by the hours available in the peak period. This means for instance, that school sports halls which are not available during the whole of the peak period are treated on a different basis from sports halls at a leisure centre site, which has few restrictions on community use at peak time.

- 3.18 For other facility types, the overall level of provision per 1,000 for each authority is taken from the data contained in the Sport England Active Places Power database, but this is not scaled by hours. Where possible (where the information is available) the rate of provision for Rutland has been compared to its benchmark authorities and the other authorities of a similar size.
- 3.19 The population base for each of the milestone years has been provided and agreed by Rutland County Council, and includes all of the anticipated housing growth in the county up to 2036.
- 3.20 The agreed rate of additional participation per annum applied to the Calculator is 0.5%. This is a percentage increase over and above the demand expected to be generated from the population growth alone. The justification behind the 0.5% increase in participation is given in detail in the Growth in Participation per Annum sub-section below.

Sports Facilities Calculator

- 3.21 The Sports Facility Calculator (SFC) has been developed by Sport England to help local planning authorities quantify how much additional demand for the key community sports facilities (swimming pools, sports halls, indoor bowls and artificial grass pitches) is generated as a result of new growth linked to specific development locations. It has been used to help local authorities in infrastructure planning, devising supplementary planning documents, negotiating Section 106 agreements, and in preparing for the Community Infrastructure Levy.
- 3.22 The SFC helps with quantifying the demand side of the facility provision equation. It helps to answer questions such as, “How much additional demand for swimming will the population of a new development area generate?”, and “What would the cost be to meet this new demand at today’s values?” The figures it produces represent total demand for the chosen population.
- 3.23 The SFC is designed to estimate the needs of discrete populations for sports facilities created by a new community of a residential development. It is important to note however that the SFC looks only at demand for facilities and does not take into account any existing supply of facilities.
- 3.24 Sport England states that the SFC should not therefore be used for strategic gap analysis; this approach is fundamentally flawed as the SFC has no spatial dimension. It is also important to note that the SFC does not take account of:
- Facility location compared to demand
 - Capacity and availability of facilities - opening hours
 - Cross boundary movement of demand
 - Travel networks and topography
 - Attractiveness of facilities

- 3.25 As the housing proposals in Rutland are progressed, then the Sport England Sports Facility Calculator will be a valuable tool to identify the amount of funding which should be sought from each developer as part of the developers' contributions.

Active Places Power

- 3.26 Active Places Power (APP) is a website developed by Sport England to help those involved in providing sport provision with a series of tools to guide investment decisions and develop sport provision strategies. Primarily for Local Authorities and National Governing Bodies of sport it can help to build an evidence base when identifying and planning where to target interventions for facilities, clubs or other activities.
- 3.27 The website is underpinned by a single database that holds information on sports facilities and clubs (pilot data) throughout England. The data held on APP for each facility includes the type of facility, location, size, ownership and management arrangements, opening times, age, refurbishment date, access type. The tools within the website have a range of capabilities from quick searches and simple reports to a series of analytical tools.
- 3.28 In this Strategy, APP has been used for facilities other than sports halls, pools and AGPs, because these facilities are covered by the Sport England FPM reports, which are more comprehensive.

Comparator authorities

- 3.29 The Sport England usually recommends the use of the CIPFA (the Chartered Institute of Public Finance and Accountancy) grouping of authorities to enable comparisons. The 'Nearest Neighbour' model was developed by CIPFA to aid local authorities in comparative and benchmarking exercises. It is widely used across both central and local government. The model uses a number of variables to calculate similarity between local authorities. Examples of these variables include population, unemployment rates, tax base per head of population, council tax bands and mortality ratios.
- 3.30 The local authorities that are 'similar' to Rutland are:
- Cheshire East
 - County of Herefordshire
 - Shropshire
 - Wiltshire
- 3.31 It is however notable that the populations of these authorities is very significantly greater than the size of Rutland, with Wiltshire being around 13 times larger, and Shropshire being more than 8 times larger. The range of facilities provided within these comparator authorities would therefore be expected to be much wider than

in Rutland, which in terms of population size is more closely comparable to West Somerset (34,600), and to Purbeck (45,500) and Christchurch (48,600) in Dorset.

- 3.32 Sport England in the production of the Facilities Planning Model report for swimming pools and artificial grass pitches has provided comparator information for Leicestershire and the East Midlands region. No comparator information was provided in the 2013 FPM Lite report for sports halls.

Growth in participation per annum

- 3.33 An important consideration in the modelling to assess future facility needs is to determine what the likely growth in participation each year will be. This will impact upon the overall level of demand for each facility type. Participation rates in adult sport (16 years and over) is monitored nationally by Sport England through their Active People Survey.
- 3.34 The Active People Survey has demonstrated that there has been an increase from 37% to 44.4% in the percentage of people taking part in moderate intensity sport and active recreation over the period between October 2005 and October 2014. This is an average increase of 0.57% per annum.
- 3.35 This is a different picture from the majority of authorities in England, which have effectively seen no change in the rates of overall participation in sport and active recreation over the last few years. This is mirrored by the fact that very few national governing bodies have seen an increase in their sport's rate of participation. However in several local authority areas there has at the same time, been a significant year on year increase in the usage of public leisure centres, which is likely to be a combination of factors for example: a decrease in the use of other facilities (commercial, independent schools etc.), the use of facilities closer to home, and/or better programming and better "offer" from council facilities. Some people may also be using the facilities more often e.g. from once to twice a week.
- 3.36 The rates of participation in "trendy" activities fluctuate from year to year as the activities gain popularity, and then reduce again. However as most of these use activity room or studio type spaces, or programmed time in the pools, rather than taking up significantly more pool or hall time, the overall strategic planning for facilities tends to be largely unaffected.
- 3.37 A 0% growth rate in participation per annum would be too limited, particularly with the needs to get everyone more active. Taking this approach would also mean that the County Council would fail to plan for sufficient facility space to allow for any growth in participation, and may stifle the growth seen in participation over the last few years.
- 3.38 However a 1% per annum increase in demand for facilities is probably too high, given that there has been a 0.57% increase in the rates of participation across the County in the last few years.

- 3.39 On this basis it is suggested that the modelling should use a 0.5% growth rate in participation per annum i.e. a growth of 10.5% from 2015 to 2036, on top of the current rates of demand. This is slightly lower than the growth in participation achieved, but has been adopted because the aging population, which will have some impact on participation rates.

National Governing Body Strategies

- 3.40 Sport England and UK Sport have a formal recognition process for both activities and for National Governing Bodies (NGBs). The latest list of both sports and NGBs for England can be found on Sport England's web site at <https://www.sportengland.org/our-work/national-work/national-governing-bodies/sports-that-we-recognise/>.
- 3.41 The NGB picture is complex as some sports will have different NGBs for England from Britain or the UK (for example athletics), some have different NGBs for different disciplines (for example shooting), some have specialist interests (for example disability specific sport organisations), and some sports will be "recognised" but have no officially "recognised" NGB in England (for example Gaelic Football). There are also other activities which are not officially recognised as "sports" by Sport England, examples being general fitness and gym activities, and parkour.
- 3.42 Where a facility such as a sports hall is used by a number of different sports, there will be more than one NGB strategy reviewed. Similarly, where a sport has more than one relevant NGB, more than one NGB may be referred to in the assessment.
- 3.43 It should be noted that many of the small-medium NGBs do not have specific facility strategies, and even the larger ones such as the Amateur Swimming Association tend not to make specific reference to Rutland.
- 3.44 A further general issue is that although facilities strategies may have been produced previously by the NGBs, in many cases the strategies are close to or beyond their end date and new priorities have yet to be set. However where a previous strategy is still relevant, the key points are identified.
- 3.45 The assessment for each facility type includes relevant NGB comments, both those reported in the Sports Structures work and those received more recently.

Costs of facility development

- 3.46 The costs of the proposals are primarily addressed in the Implementation section of this Strategy, but also are referred to in the detailed sections on the various facility types where this is relevant. The costs are based on Sport England's regularly updated list of facilities and their development costs, which are largely based on

typical schemes funded through the Lottery with layouts developed in accordance with Sport England Design Guidance Notes. These costs are used both in relation to the Sport England Sports Facilities Calculator web tool, and also more generally in estimating the costs of the proposals.

- 3.47 As and when new facilities are proposed in Rutland, the County Council will refer to the current Sport England guidance on the expected costs (<https://www.sportengland.org/facilities-planning/tools-guidance/design-and-cost-guidance/cost-guidance/>).
- 3.48 Where the facility issues are ones of improvement rather than new provision, the costs of the works required will need to be based on a conditions survey of each individual facility.

Assessing the level of developer contributions

- 3.49 Once it is known that there is a justifiable need for a new or improved facility, contributions can be requested from a developer. Developer contributions (e.g. s106 payments and/or CIL payments) are justifiable when they meet the CIL and Regulation 123 tests (see para 1.12).
- 3.50 The amount of justified contributions can be assessed in different ways, depending on the nature and scale of the facility in question. Where contributions are being sought towards a sports facility which has a wide catchment area such as a swimming pool, sports hall or athletics facility, or is covered by a specific standard, then the contributions need to be calculated using a “standards” approach in order to determine what level of contribution is justified.
- 3.51 Where there is not a formal standard for a justified contribution then a proportional approach is appropriate, for example for new cricket nets or sports field fencing. This can be calculated on a pro rata basis; the proportion of the development compared to the population of the village/town.

Summary

- 3.52 The findings and recommendations in the Sport and Recreation Facility Strategy are derived from: the site audits; the results of theoretical modelling; anticipated changes in the population; trends in participation in sport and recreation; priorities and issues in relation to increasing participation; an assessment of what monies may be realisable from any housing growth and the budgets available to the authority; and both the implications of the new National Planning Policy Framework in relation to cross-boundary working, and its practicalities.

SPORTS HALLS

Introduction

- 3.53 Sports halls are one of the prime sports facilities for community sport because they are able to provide a venue for many different activities. This section considers sports halls of 3+ badminton courts in size. The smaller village and community halls are addressed within the later separate section of this report, Village and Community Halls.

Sports hall design and activities

- 3.54 Sports halls are used for a wide range of sports and activities (see Figure 12), some of which are common and others which are less so.

Figure 12: Most popular sports hall activities

Activity	Sport hall visits (%)
Badminton	24.4
Keep fit/aerobics/step/yoga	23.6
Indoor 5-a-side football/futsal	18.3
Martial arts	6.3
Carpet/mat/short bowls	6.1
Gymnastics	3.6
Basketball	2.3
Netball	2.1
Table tennis	1.9
Dance	1.8
Trampolining	1.8
Indoor hockey	1.6
Tennis/short tennis	1.5
Roller skating/roller blading	1.2
Indoor cricket	1.0
Multi-sport session	0.7
Racquetball	0.6
Volleyball	0.6
Others	0.6

Source: Sports Hall Design and Layout Sport England (2012) based on Survey of Sports Halls and Swimming Pools in England (1999)

- 3.55 The standard methodology for measuring sports halls is by the number of badminton courts contained within the floor area. However it is recognised that there is extensive use of these types of facility by a wide range of other sports including basketball, volleyball, handball etc. Sports halls are generally considered to be of greatest value if they are of at least 3+ badminton court size, and with

sufficient height to allow games such as badminton to be played. This is therefore the minimum size of hall considered in this section of the report.

- 3.56 A spread of 4 court halls is often the most effective way of achieving the greatest accessibility for general community use. However, the space required for many indoor team games exceeds the space provided by a standard 4 court hall and in general terms the higher the standard of play the larger the space required. At higher levels of performance the playing area is usually the same size but increased safety margins and clear height may be required, as well as additional space requirements for spectators, teams and officials during competitions. Larger halls i.e. 6 plus courts are therefore able to accommodate higher level training and/or competition as well as meeting day to day needs.
- 3.57 Larger halls (6 plus badminton courts) may also provide the opportunity for more than one pitch/court which increases flexibility for both training and competition. The table in Appendix 2 is from the Sport England Design Guidance Note on Sports Hall Design and Layouts (2012) and identifies the hall size required to accommodate a range of sports at different levels of play. This updates previous guidance. There is also now a strong recommendation for a slightly larger size 4-court hall for schools, to enable more community use as well as more flexibility for education. The new minimum size proposed for 4-court halls by Sport England is 34.5m x 20.0m x 7.5 m, rather than the previous standard of 33m x 18m x 7.5 m.
- 3.58 The larger 4-court hall size is also supported by the Football Association as futsal, the indoor version of the game is better provided for in this size of hall than in smaller 4 court halls.

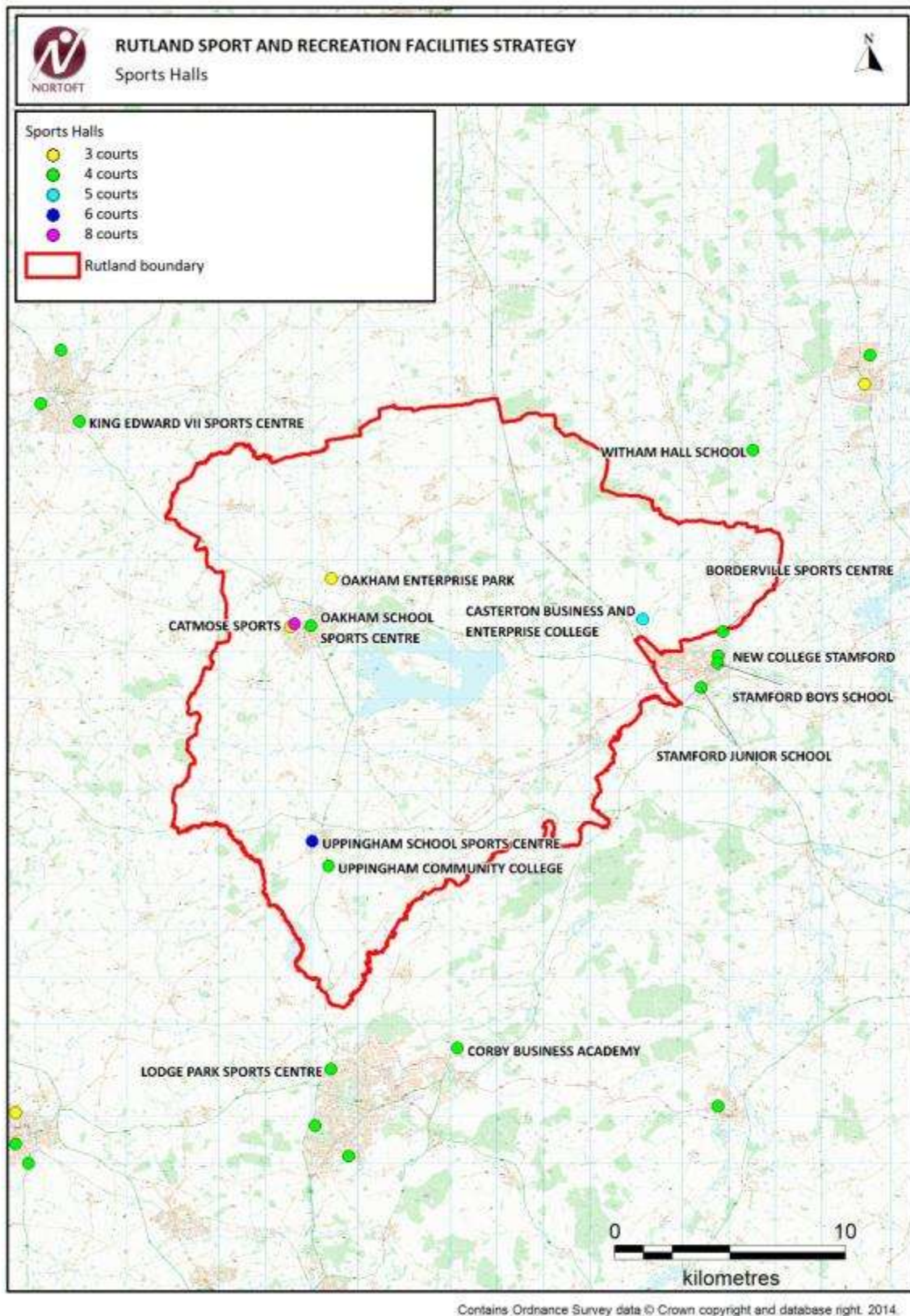
Current provision

- 3.59 There are a number of sports halls across Rutland and they are reasonably well distributed geographically. The list of current sports halls available for community use is given in the table in Figure 13 and mapped in Figure 14.

Figure 13: Sports halls 3+ badminton courts - current provision

Site Name	Number of Badminton Courts	Ownership Type	Access Type	Community use secure (has formal agreement or similar)	Included in FPM lite modelling of 2013	Number of hours avail per week in peak period as at December 2014
CASTERTON BUSINESS AND ENTERPRISE COLLEGE	5	Foundation School	Sports Club / Community Association		✓	26.5
CATMOSE SPORTS	3	Academies	Pay and Play	✓	✓	39
CATMOSE SPORTS	8	Academies	Pay and Play	✓	✓	39
OAKHAM ENTERPRISE PARK	3	Local authority	Sports Club / Community Association	✓	✓	40.5
OAKHAM SCHOOL SPORTS CENTRE	4	Other Independent School	Sports Club / Community Association		✓	7
KENDREW BARRACKS (formerly RAF Cottesmore)	3	MOD	Private Use closed to public		✓	0
STOCKEN PRISON	4	Government	Private Use closed to public			
UPPINGHAM COMMUNITY COLLEGE	4	Foundation School	Sports Club / Community Association		✓	33.5
UPPINGHAM SCHOOL SPORTS CENTRE	6	Other Independent School	Pay and Play	✓	✓	32.5

Figure 14: Sports Halls 3+ courts map



Assessment of current supply/demand

- 3.60 The information about the availability of sports halls in Rutland as at December 2014 which are at least 3 badminton courts in size, suggest that there are 6 sites with a total of 33 badminton courts available for community use, of which there are 20 courts in secure community use.
- 3.61 The Catmose Sports annual throughput figures for the use of the sports halls for the period ended March 2014 was 36,105. An 8 court hall which is available for a similar number of hours would be expected to be full with an annual throughput of around 146,000, and the 2014 Facilities Planning Model estimates that the halls together have an annual throughput of 75,812. The Catmose site with its 8 court hall plus 3 court hall is therefore running relatively light, however 4 of the 8 courts are reserved for school use much of the time, and the 3 court hall is not in prime condition. The consultation responses in the Sport Structures reports also suggest that the hire cost is considered by users to be high, which again may impact on the level of use.
- 3.62 The mapping of the home locations of the members of Catmose Sports who have used the sports hall (see Figures 15 and 16) show that the facility is drawing most of its users from around Oakham, although a proportion of the juniors are drawn from a rather wider area including some from outside of the authority.
- 3.63 No throughput figures are available for Active Rutland Hub as it has only just completed refurbishment. The facility will not be available for pay and play use. It is likely that the main tenants, the judo and gymnastics clubs, will draw their membership from at least a 20 minute drive time catchment area. The facility is not easily accessible on foot, however it is only 10 minutes from Oakham by cycle and there is an hourly bus service. It also has good car parking.
- 3.64 The Uppingham School Sports Centre sports hall is available at limited times on a pay and play basis (with pre booking) as well as for members and for clubs. The other sports halls in Rutland are available on a club booking basis only.
- 3.65 As the facilities other than Catmose and Active Rutland Hub are not operated by the County Council, information about the level of usage by the community is not publicly available. However the sports hall at Oakham School is available for around 7 hours per week, but is only used for half of the time.
- 3.66 The future of the sports hall at Kendrew Barracks is uncertain but it is currently not available for community use.

Figure 15: Adult membership use of Catmose sports hall 2014

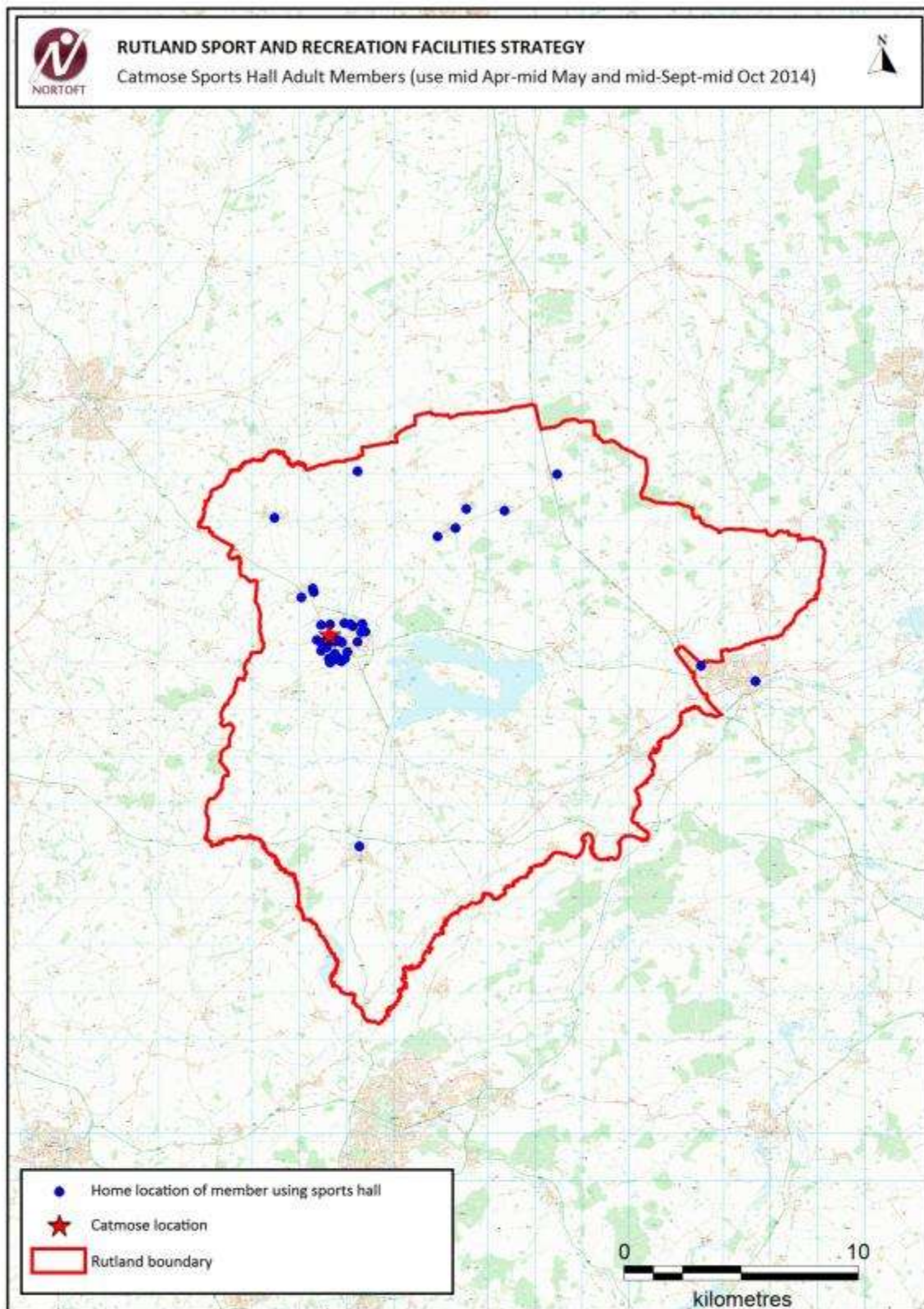
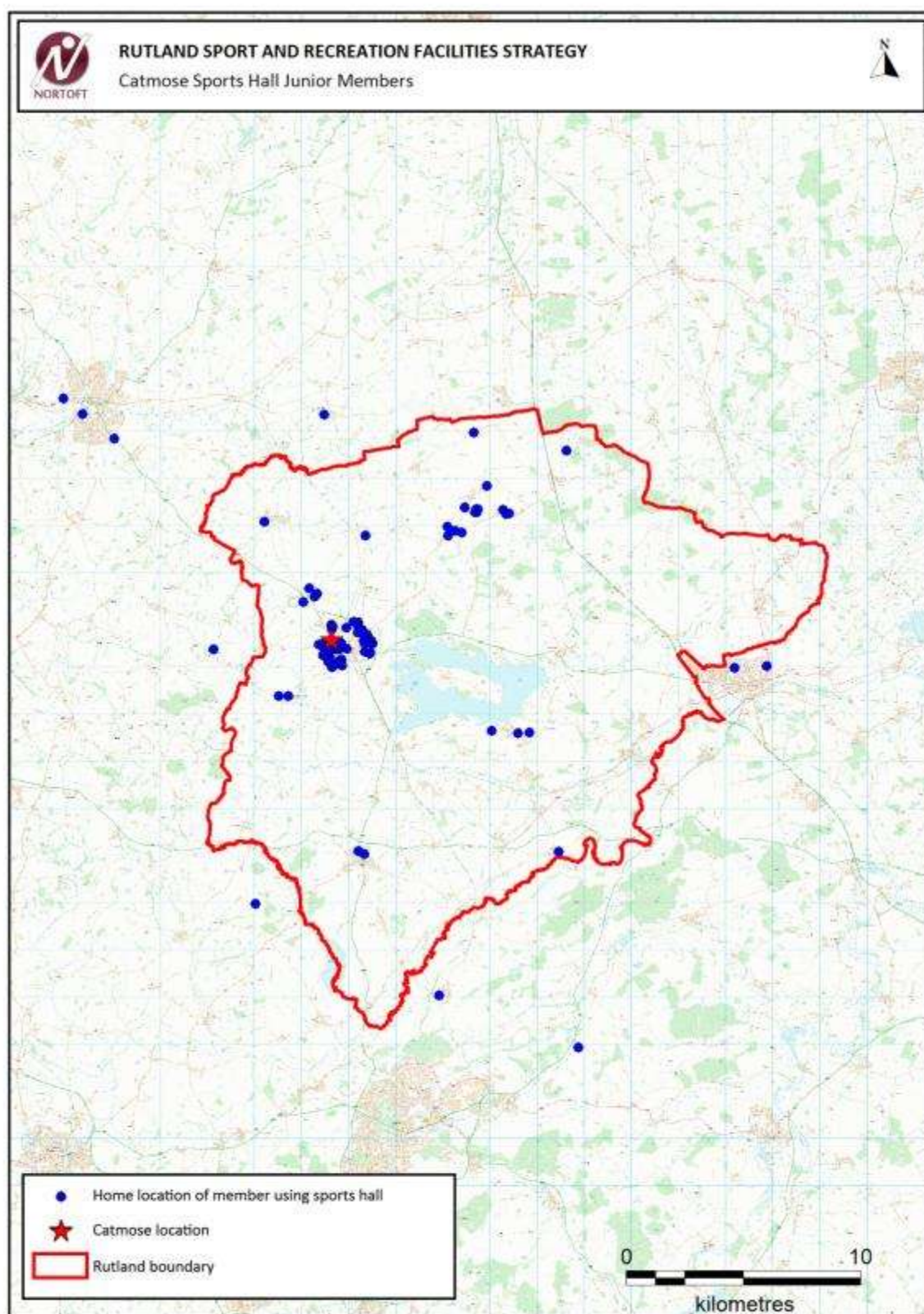


Figure 16: Junior membership use of Catmose sports hall 2014



- 3.67 In relation to the quality of the sports halls with secure community use in Rutland, the 8 court hall at Catmose was built in 2011 and is high quality whilst the 3 court hall on the site is older (1986) and of moderate quality with limited community use. The 6 court hall at Uppingham Sports Centre at Uppingham School was built in 2010 and is also excellent quality.
- 3.68 The Active Rutland Hub sports hall recently received grant aid funding from Sport England to help it be converted from a prison facility to one useable for the community. The facilities were poor on hand-over to the County Council, but has recently undergone complete refurbishment and reopened to the community in July 2015.
- 3.69 The Casterton College 5 court hall was built in 1970 and was last refurbished in 2006. The Uppingham Community College 4 court hall is also an older facility and it was last refurbished in 2006. The Oakham School 4 court hall was built in 1972 but was refurbished in 2013 and is of reasonable quality.

National Governing Body comments and strategies

- 3.70 The NGBs involved with hall sports were given the opportunity to comment on the issues their sport faces and their priorities for Rutland.
- 3.71 The only specific response was from Volleyball England, which confirmed that there was no existing club in Rutland, and that the County was not a priority for national governing body investment.
- 3.72 Although there are also a number of other sports and activities which use sports halls, and some of these have design requirements, none have facilities strategies with investment priorities of specific relevance to Rutland.

Modelling

- 3.73 A number of different modelling tools are used to assess future needs, and the results are set out below. The details about each of the modelling tools are provided in the Methodology section above.

Market Segmentation and sport development

- 3.74 The Market Segmentation findings suggest that sports halls will only attract limited use from the largest market segment groups for adults in Rutland, mainly for keep fit/gym. This suggests that the level of demand for this type of facility will not increase beyond the 0.5% per annum rate of participation over the period up to 2031.

- 3.75 Sports halls remain however one of the primary sports facilities for community activity because they can provide a venue for many different activities. This facility type therefore is and will remain one of the most important for Rutland up to 2036.

Facilities Planning Model (FPM)

- 3.76 Sport England undertook a special Local Assessment of Sports Halls, and FPM Lite assessment in January 2013. The key findings of this report are given below, but changes to the facility mix since that time needs to be taken into account. The main changes in the facility mix are:
- The opening of Borderville Sports Centre with its 4 court hall close to the border with Stamford.
 - The slightly reduced opening hours of Uppingham School Sports Centre.
 - The opening of Oakham Enterprise Park (tested in the Lite report as Ashwell Prison)
 - The limited and uncertain access to Kendrew Barracks (formally RAF Cottesmore), included as having 15.5 hours per week availability in peak period.
- 3.77 The parameters used in the sports hall modelling by Sport England are summarised below in Figure 17. The most important of these for Rutland is that the catchment of most sports halls is 20 minutes by car, or 1.6 km on foot. Therefore the existing sports hall network in Rutland has overlapping catchments.

Figure 17: Facilities Planning Model key parameters halls

At One Time Capacity	20 users per 4-court hall, 8 per 144 sq m of ancillary hall.
Catchments	<p>Car: 20 minutes</p> <p>Walking: 1.6 km</p> <p>Public transport: 20 minutes at about half the speed of a car</p> <p>NOTE: Catchment times are indicative, within the context of a distance decay function of the model.</p>
Peak Period	<p>Weekday: 17:00 to 22:00</p> <p>Saturday: 09:30 to 17:30</p> <p>Sunday: 09:00 to 14:30, 17:00 to 19:30</p> <p>Total: 40.5 hours</p>
Percentage of use taking place within the Peak Period	60%
Utilised capacity considered “busy”	80% = “comfort factor”

3.78 The main findings from the Sport England Lite report of 2013 and the implications of recent facility changes can be summarised as:

- the total number of sites (in Run 1) and number of badminton courts available to the community have remained the same, as the opening of the Oakham Enterprise Park has been balanced out with the closure of Kendrew barracks. The supply of sports hall space has remained the same as Run 1.
- the total demand for sport hall space based on the 2013 population of Rutland was about 10 courts.
- there were relatively high levels of satisfied demand for hall sports (95%), which is higher than either the Leicestershire or England averages.
- the key issue was that only two of the sites were in (or potentially in) secure community use (Catmose and Oakham Enterprise Park). All of the other sites are school sites or MOD with no formal community use agreements, although there is a planning condition on Uppingham School to ensure community use.
- there is very limited access to any sports hall space during the day to halls which are 3+ badminton courts or more in size, and only Catmose offers 4 courts.

- about 72% of the demand for sport hall space was met within Rutland.
- nearly 92% of visits to sports halls were made by road.
- on average, the peak time usage of facilities was only around 28%, with the Casterton Business School being the most used at around 47%, but this is now approximately 4 miles or 7 minutes from Borderville.
- the relative share of sports hall space was least good around Ryhall, however the new facility at Borderville, although just outside of the authority boundary, may have met this need.

3.79 The 2014 FPM National Run for halls estimates that the throughput of the combined halls at Catmose is 75,812 visits per year.

Summary of current situation

3.80 There is a high level of sports hall provision in Rutland, but almost all of the sites do not have security of use with the exception of Catmose, OEP and Uppingham Sports Centre. Only OEP has secure community use access during the school day.

3.81 The new Catmose Sports Facilities are leased to the County Council for 40 years, and a 10 year contract is in place for the management of the sports centre by Stevenage Leisure Limited. A Sports Joint Use Agreement is in place with the College, and is overseen by a Sports Board.

Assessment of Future Needs

3.82 At present there are no anticipated changes to the facility list used for modelling either for Rutland or for any of the surrounding authorities, and it has been assumed that the use of schools by the community will continue largely as it does at present.

Nortoft Calculator

3.83 The rate of provision scaled by hours as provided in the FPM Lite report of 2013 has been used to consider the current and future requirements in relation to sports halls in Rutland (Figure 18) The current population figure and the Rutland total population projections used in this model are based on the figures from ONS, as agreed with Rutland for the purposes of this Strategy.

3.84 Comparisons have been made with Herefordshire and Wiltshire as CIPFA benchmark authorities, with Leicestershire, the East Midlands Region, and with the national average for England. The scaled by hours figure are used as a starting point and are taken from the FPM Lite report of 2013. The facility changes since January 2013 are significant locally but do not change the overall scale of provision

in Rutland, which is currently almost three times greater than the national average, or twice as much as the benchmark authorities of Herefordshire and Wiltshire.

- 3.85 The first line of the table is based on projecting forwards the current Rutland rate of provision but with the added allowance for participation. The other lines consider what would be needed to bring Rutland into line with the comparators, Leicestershire, the East Midlands, and the national average.
- 3.86 The calculator indicates the future need for facilities based upon both changes in the population within Rutland and the anticipated growth in participation of 0.5% per annum. The key finding from the assessment is that even with these two growth factors, if the existing network of sports halls continues to be available to the community, and then there would still be significant surplus capacity at peak time (weekday evenings and weekend daytimes) to cater for all of the demand up to 2036. In fact, compared to the benchmark authorities of Herefordshire and Wiltshire, there would still be between 4 and 5 “spare” 4 court equivalents at peak time, even by 2036.
- 3.87 The Nortoft Calculator does not take into account the potential impact of the aging population of the authority. The estimated level of future demand suggested by the model is therefore likely to be slightly higher than that achieved by 2036.

Figure 18: Nortoft Calculator results for sports halls

Comparator	Current supply (Number of badminton courts scaled by hours)	Rate of provision per 1000 (scaled by hours)	Change in provision for Rutland required to bring levels in line with comparator (with assumed 0.5% increase in participation per year)					Total provision proposed (existing plus new)					Rate of provision per 1000 at 2036 (badminton courts per 1000) based on current comparator rates
			2015	2021	2026	2031	2036	2015	2021	2026	2031	2036	
			(population 37,000)	(population 38,083)	(population 39,079)	(population 39,918)	(population 40,641)	(population 37,000)	(population 38,083)	(population 39,079)	(population 39,918)	(population 40,641)	
Rutland	33	0.89	0	2	4	6	7	33	35	37	39	40	0.99
National	16,317	0.30	-22	-21	-21	-20	-20	11	12	12	13	13	0.33
Herefordshire	n/k	0.44	-17	-16	-15	-14	-13	16	17	18	19	20	0.49
Wiltshire	n/k	0.48	-15	-14	-13	-12	-11	18	19	20	21	22	0.53
Leicestershire	n/k	0.46	-16	-15	-14	-13	-12	17	18	19	20	21	0.51

Sports Facilities Calculator

- 3.88 To assess the demand for sports hall space from new housing sites, Sport England's Sports Facilities Calculator (SFC) is the most appropriate and accurate tool. The following tables in Figure 19 uses the SFC to estimate the amount of sports hall space which would be justified with in relation to the anticipated new housing up to 2036, estimated to be approximately 2,000 houses, with a housing multiplier of 2.13 A participation rate of growth of 10% has been applied because the tool only uses 5% intervals and this is close to the 110.5% growth (equivalent to a 0.5% growth per annum).
- 3.89 This approach to the use of the Sports Facilities Calculator has been agreed with Sport England because of the relatively small scale and distribution of the proposed individual housing sites across Rutland. The SFC provides an indication of the total level of new facility demand likely to arise from the new housing growth. This has then been used as one of the assessment tools to indicate the level of future facility need within the authority as a whole.
- 3.90 The value of the contribution is generated by the SFC using Q4 2013 figures for Leicestershire as there are none specifically for Rutland. These are current prices, but give a feel for the likely sums that should be possible to generate from the new housing schemes, and which are fully justified by the amount of demand that the schemes will generate.
- 3.91 The population profile of 2036 used in the model is that from the ONS forecast.

Figure 19: Sports Facility Calculator for sports halls

	Number of dwellings 2015-2036	Population growth from new housing at 2036 with housing multiplier of 2.13	Sports halls (number of badminton courts)	Sports halls (value of contributions)
Whole authority	3,674 (based on 167 per year)	7,826	2.03	£1,238,017

- 3.92 The SFC suggests that the new growth in Rutland will therefore generate a need for just over 2 badminton courts worth of sports hall space, potentially providing up to about £1.24M in developers contributions at current costs.

Summary of modelling findings

- 3.93 The assessment of the future requirements for sports hall space in Rutland indicates that some additional sports hall space will be required up to 2036. Just over 2 badminton courts of demand will be generated by the residents of the new housing, which will be focussed mainly around Oakham and Uppingham. There will also need to be some additional provision to allow for an increase in participation at 0.5% per annum. This suggests that there may be additional total demand the equivalent of 4 badminton courts by 2036.
- 3.94 With the level of current demand in Rutland estimated by Sport England's FPM modelling as being around 10 badminton courts, this would increase the total amount of demand to around 14 badminton courts by 2036. As there are currently 20 badminton courts in secure community use (Catmose, Uppingham Sports Centre and Oakham Enterprise Park), these facilities alone could potentially meet the needs of the community in terms of quantity, in the long term.
- 3.95 Should the non-secure sports halls remain available to the community; the current picture of significant surplus provision is expected to remain.
- 3.96 The key issue in the modelling is the distribution of the facilities, as there are no facilities within the Rutland boundary on the east side of the authority with secure community use. There are however a number of sports hall sites in Stamford, including the recently opened Borderville facility. The lack of secure community use facilities on the east side of Rutland is not therefore a significant problem in practice, and is not a priority for action.

Sport Structures 2013 findings and recommendations

Sport Structures Review of Indoor Sport and Recreation Facilities in Rutland 2013

- 3.97 This study defined sports halls as being of at least one badminton court in size with court markings and used primarily for sports activities.
- 3.98 The report identified that pay and play sports hall use was available at three of the sports hall sites. The old hall at Catmose provided a cost effective alternative to the new 8 court hall however it was of lower quality and isolated from the main complex. The high level of participation in sport and physical activity in the County and high expectations regarding the quality of provision results in added demand on the sports halls offered at Catmose and Uppingham School.
- 3.99 The report concluded that although there was sufficient provision at the present time to meet the needs of the population, as the population grows that there would be a need for additional provision, although this conclusion excluded the demand placed on facilities from users outside of the county, and the access limitation on halls within school sites. The mapping of user data from both

Catmose College and Uppingham School Sports Centre showed that a significant proportion of members came from outside the county (Melton and Oadby & Wigston).

- 3.100 Accessibility was identified as a key issue for residents due to the limitations on community access to existing facilities. Relationships needed to be maintained and developed with the existing facilities to ensure community access is retained. Any new facilities should have formal Community Use Agreements. Community access should be at times and at a cost that is appropriate to the local needs.
- 3.101 The report recommendation was for additional sports hall space to be made available to cater for the growth of clubs in the county which should be in the form of specialist facilities, and that the programming of the existing halls should be better directed towards supporting NGB affiliated clubs. The development of the Active Rutland Hub has been undertaken to address this need.
- 3.102 Specialist sports hall space was specifically recommended for Oakham Gymnastics Club in order to provide both a better venue for the club itself, as well as freeing up programming time in the Catmose sports hall. The report also specifically identified the need to find a home for Vale Judo Club so it could move from its location on an industrial estate. The potential of Oakham Enterprise Park (formally Ashwell Prison) was identified and the recommendations included developing this site for these two sports.
- 3.103 The adopted standard in Rutland for all indoor sport and recreation facilities (including sports hall space) from 2009 is 500 sq m per 1,000 population of community accessible space. The conclusion of the report was that out of the 17 wards in Rutland, only 6 exceeded this standard.
- 3.104 When considering sports hall space of 4 court size and greater, then there was an overall deficit of community accessible space across Rutland as a whole.

Rutland Sport and Recreation Community Facilities Delivery Plan (For consultation), January 2014

- 3.105 This recognised that indoor sport and recreation facilities are essential for participation in a wide variety of sports and for general health and wellbeing. Indoor facilities not only provide space for indoor sports but also for sheltered training space for outdoor sports during the winter months. However accessibility to indoor facilities within Rutland can be difficult for the public as many are school facilities or Ministry of Defence. Community use availability is also limited during the day. The rural nature of the county causes particular problems for young people.
- 3.106 There were specific recommendations relating to supporting the establishment of the judo club and gymnastics club at Oakham Enterprise Park, but no others.

Need for updating

- 3.107 The findings of the Sport Structures reports overall in relation to the accessibility of sports hall space, particularly during the school day, remain valid.
- 3.108 There is now a need to review the 2009 standards of provision, differentiating between different types of indoor sports facilities. A separate standard for sports halls of 3+ badminton court size is required, with provision of hall space via smaller community facilities including village halls being treated separately.
- 3.109 In relation to Active Rutland Hub, Vale Judo and now in occupation, and the Gymnastics Club are planning to move to the site in May 2015.

Meeting the needs of the future

- 3.110 The network of sports halls of 3+ badminton court size in Rutland and the adjacent local authority areas which are available for community use means that most residents have access to a sports hall within a 10 minute drive time during the peak community use period of weekday evenings and weekends. However only the halls at Catmose and Oakham Enterprise Park in Oakham and the Uppingham Sports Centre are in “secure” community use within Rutland, with all of the other sites used on an unsecured basis. This unsecured access means that use of the sports halls could be lost at any time, although there are no current known threats to the use.
- 3.111 The overall amount of sports hall space available to the community at peak time in Rutland exceeds that required, however the unsecured nature of school site facilities means there is justification for further secure public facilities if opportunities arise.
- 3.112 The priorities for the future are: to secure additional public facilities as opportunities arise; develop more formal agreements with schools to secure community use for the long term; to ensure that the Active Rutland Hub is fit for purpose as a club base; and to ensure that the level of sports hall space in secure community use is retained and at a high quality.

Justifying developers’ contributions

- 3.113 A planning standard approach is appropriate for sports hall provision in Rutland which is derived from a synthesis of the findings from the modelling, consultation responses, and the policy decisions of the authority including in relation to the sports development objective of increasing activity levels. The standard also needs to take into account the current network of sports hall space, which although appears to provide more space than is needed for community sport, is largely dependent on unsecured facilities on school sites.

Rate of provision per 1,000

- 3.114 The modelling findings of the SFC suggest that a rate of provision per 1,000 for individual housing developments should be 0.26 badminton courts per 1,000, based on the population profile for 2036 and a participation rate of growth 10% over the period.

Standard for accessibility

- 3.115 The majority of sports hall users in Rutland will travel by car and national research shows that sports halls have an approximate drive time catchment of up to about 20 minutes. Everyone in Rutland lives within 20 minute drive of a sports hall available for community use within Rutland, but there are only a small number of sites with secure community use, which are in Oakham and Uppingham.
- 3.116 A formal planning standard of 20 minute drive time is proposed for facilities with secure community use.

Standard for design and quality

- 3.117 The quality and design of facilities should reflect current best practice, including design guidance from Sport England and the national governing bodies. This should apply to refurbishment proposals as well as new build.

Conclusions and Recommendations

Current supply and demand

- 3.118 Sports halls are one of the primary sports facilities for communities because they can provide a venue for many different activities. There are currently a number of sports halls in Rutland which are available to the community, with the largest being the 8 court hall at Catmose and the 6 court hall at Uppingham Sports Centre, both of which are in secure community use, are relatively new build, and of high quality.
- 3.119 Also in secure community use is the 3 court hall at Active Rutland Hub which has recently been taken over by Rutland County Council to provide a club base, particularly for gymnastics and judo. This facility was poorer quality than the other sports halls, but has undergone complete refurbishment with Sport England and S106 funding, which has resulted in a very good quality facility. It is planned to operate as a club venue rather than as a more general pay and play facility. Given the location of the facility, it is easily accessible by car and is within a 10 minute cycle of Oakham.
- 3.120 The amount of sports hall space in Rutland in secure community use is 20 badminton courts, well above the estimated 10 courts of demand arising within the authority. However all of the sites in secure community use are located within

either Oakham or Uppingham, which means that residents living on the eastern side of the authority are unable to reach a sports hall within Rutland itself which has secure community use. However they are able to reach facilities in Stamford.

Future requirements

- 3.121 The assessment of the future requirements for sports hall space in Rutland indicates that the new anticipated demand for sports hall space from the new housing developments and from any general increase in participation up to 2036 can be met by the existing network of facilities.
- 3.122 It is estimated that the total future demand for sports hall space will be the equivalent of around 14 badminton courts. The priority is therefore to retain a minimum of 14 badminton courts of sports hall space fully available at peak time in secure community use.
- 3.123 The existing high quality large sports halls at Catmose College (8 courts) and Uppingham School Sports Centre (6 courts) plus the 3 court club venue at Oakham Enterprise Park are the priorities for retention. Given the very high levels of participation in sport and physical activity in Rutland, should other facilities become available or become newly secured for community use via formalised agreements or planning conditions, then this should be welcomed.

Recommendations

- 3.124 It is proposed to protect and maintain as high quality facilities a minimum of 14 badminton courts of sports hall space in Rutland in secure community use. The priorities for retention are the Catmose 8 court hall, the Uppingham Sports Centre 6 court hall, and Oakham Enterprise Park's 3 court hall. The Catmose facility and Uppingham Sports Centre should continue to have pay-and-play opportunities. The Oakham Enterprise Park sports hall is intended to be a club venue.
- 3.125 If opportunities arise to formalise community use and make it "secure" elsewhere this should be welcomed, with the priority being Casterton, or elsewhere on the east side of the authority.
- 3.126 In relation to new housing developments, where there is an identified need for specific facility investment this will need to meet the Community Infrastructure Levy (CIL) tests to justify contributions from specific developments. The sports hall provision policy for new housing has the following standards:
- 0.26 badminton courts per 1,000 (fully available to the community at peak time i.e. weekday evenings and weekends)
 - 20 minute drive time catchment
 - Design and quality standard to meet Sport England and the relevant national governing body standards.

- 3.127 The Sport England Sports Facilities Calculator will be used for all new housing growth to generate the value of the contribution requested.

SWIMMING POOLS

Introduction

- 3.128 Swimming pools might be considered the most important sports facility type in Rutland as they are used by most of the community, from the very youngest through to people in old age. This assessment considers only indoor pools which are open year round and have public access, and excludes lidos and other outdoor pools which are only open during the summer months. This follows the best practice guidance provided by Sport England.
- 3.129 There is a mix of water space within Rutland, with the one local authority pool site, two pools at independent schools, and one commercial site. In the wider area around Rutland, there are a number of pools with overlapping catchments, such as the Corby International Pool and the Melton Waterfield pool which together meet some of the needs of the residents of Rutland. They therefore have been taken into account in the modelling and recommendations of this section.

Pool design and activities

- 3.130 As with sports halls, the aspiration to make swimming as accessible as possible to the largest number of people possible would suggest that a network of small pools would be best. However, small pools limit flexibility in terms of the range of activities that can be undertaken, the ability to operate more than one activity at any time and the level of performance that can be accommodated. They can also be more expensive to operate relative to large pools. General community needs should ideally also be balanced with the wider sports development requirements, including support to clubs to offer opportunities in a wide range of pool-based activities such as:
- Swimming
 - Water Polo
 - Synchronised Swimming
 - Canoeing
 - Lifesaving
 - Diving
 - Sub Aqua
- 3.131 In general terms, the higher the level of performance, the greater the demands on pool size, depth and specific competition requirements (spectator capacity and specialist equipment). For example, a 25m x 6 lane pool can accommodate local/club level swimming galas but a 25m x 8 lane pool with electronic timing is required for county galas and league events.

- 3.132 Moveable bulkheads that can sub-divide pools and moveable floors that can vary water depth can significantly increase a pool's flexibility, but the design of any new pool will determine what activities can be accommodated.
- 3.133 The national governing body responsible for high performance swimming is British Swimming, and its guidance note, *Reasons for Pool Water Depths and Traditional Profiles*, provides a useful summary of the minimum depths of water for different activities (Figure 20).

Figure 20: Pool depths for range of activities
(based on British Swimming, *Reasons for Pool Water Depths and Traditional Profiles*)

Activity	Minimum water depth				
	1.2m	1.5m	1.8m	2.0m	2.4m
Competition swimming (starting blocks)	x				
Teaching shallow dives and racing starts			x		
Synchronised swimming, low level training			x		
Synchronised swimming, advanced training			x		10x12m area
Water polo (for some or all of pool)			x		
Sub-aqua training		x			
Canoe practice		x			
Lifesaving and practice			x		
Octopush	x	x	x	x	

- 3.134 Teaching or learner pools provide the opportunity to offer a wide range of activities catering for the maximum number of users possible. Teaching pools can be maintained at a slightly higher temperature than main pools making them suitable for use by young children, non-swimmers and those with a disability. They offer income generating potential not only through pool parties and other hirings, but also by reducing the impact on programming in the main pool. A teaching pool significantly enhances the local authority's ability to deliver its Learn to Swim programme and therefore it is seen as desirable that there should be at least one in each major centre of population.
- 3.135 A typical 25m x 6 lane pool is approximately 325m². With the addition of a learner pool this would typically increase by 160m² giving a total water space area of 485m².
- 3.136 In determining the best locations for new swimming pool provision a number of factors need to be considered. Ideally they should also be accompanied by other facilities such as a fitness suite to help ensure financial viability, or adjacent to school sites where both school and community use can be easily facilitated.

Participation in swimming

- 3.137 Nationally over 2.8 million adults are swimming at least once a week, but the number of people swimming has fallen between 2007/08 and 2012/13, particularly amongst those from the lower socio-economic backgrounds. The age of swimmers is reasonably evenly split across adults, but more women swim (approx. 2/3^{rds}) than men (1/3rd), and more of those in the higher socio-economic groups.

Current provision

- 3.138 There are four swimming pools sites within Rutland, with a total amount of water space in Rutland of 1,077.5 sq metres, see Figure 21. These pools are mapped in Figure 22, together with the size and location of the pools within the surrounding areas. The map also shows which areas of Rutland are within a 20 minute drive time of a publicly accessible pool, either within Rutland or outside of the authority. It is clear that almost every part of Rutland is within a 20 minute catchment of a pool.
- 3.139 The public pool is the Catmose site with its 25 m x 4 lane pool which is available most of the time other than when it is used for primary school curriculum swimming lessons and for the learn to swim programme which currently has 300 people enrolled. The pool timetable is given in Figure 23. The refurbishment work at Catmose which required closure between the end of August 2013 and end March 2014, plus the opening of the pool at Uppingham, has meant that the pool lost users with swims dropping to 800 per month. However there has been significant improvement from this point, with the latest set of throughput information shows that in October 2014 the pool had 3,170 community use visits comprising casual swimming, swimming lessons (Aqua Ed), plus 150 school swimming lessons. If extrapolated across the year, this would give a throughput of around 38,000 community use visits. This is in fact higher than the Sport England FPM model estimates for 2014 (see paragraph 3.159). The pool is not currently used for club swimming training or competition.
- 3.140 Uppingham independent school has some community access to its pool. Most of the swimming is on a membership basis but it does have some limited pay and play access and one afternoon of swimming lessons plus one evening of swimming lessons and part of the mornings at weekends. This is secure community use as it was a condition of the planning permission. The pool timetable is given in Figure 24. The cost of the pay and play swimming sessions are £4.20 for adults and £3.20 for under 14s and over 65s.
- 3.141 Oakham School has much more limited community use, with this being restricted to club bookings for two hours Monday-Friday 8.00 pm to 10.00 pm, Saturday evenings and Sundays. There is no security of community use.

- 3.142 Barnsdale Hall and Country Club is a commercial facility which operates primarily on a registered membership basis. The pool is a 22 m pool without lanes. There are no learn to swim lessons available at this site.

Figure 21: Swimming pools in Rutland

Site Name	Width m	Length m	Area Sq m	Lanes	Ownership Type	Access Type	Year Built	Community use secure (has formal agreement or similar)	Number of hours avail per week in peak period as at December 2014
BARNSDALE HALL & COUNTRY CLUB	9	22.5	202.5	4	Commercial	Registered Members*	1988		47
CATMOSE SPORTS	10	25	250	4	Academies	Pay and Play	1981	✓	32
OAKHAM SCHOOL SPORTS CENTRE	10	25	250	4	Other Independent School	Sports Club / Community Association	1972		36
UPPINGHAM SCHOOL SPORTS CENTRE	15	25	375	6	Other Independent School	Pay and Play	2010	✓	39.5

* Barnsdale Hall and Country Club is technically available on a pay and play basis for swimming, but the cost of a single adult swim is £17.50, which means that it is effectively a member's only facility.

Figure 22: Swimming pool locations

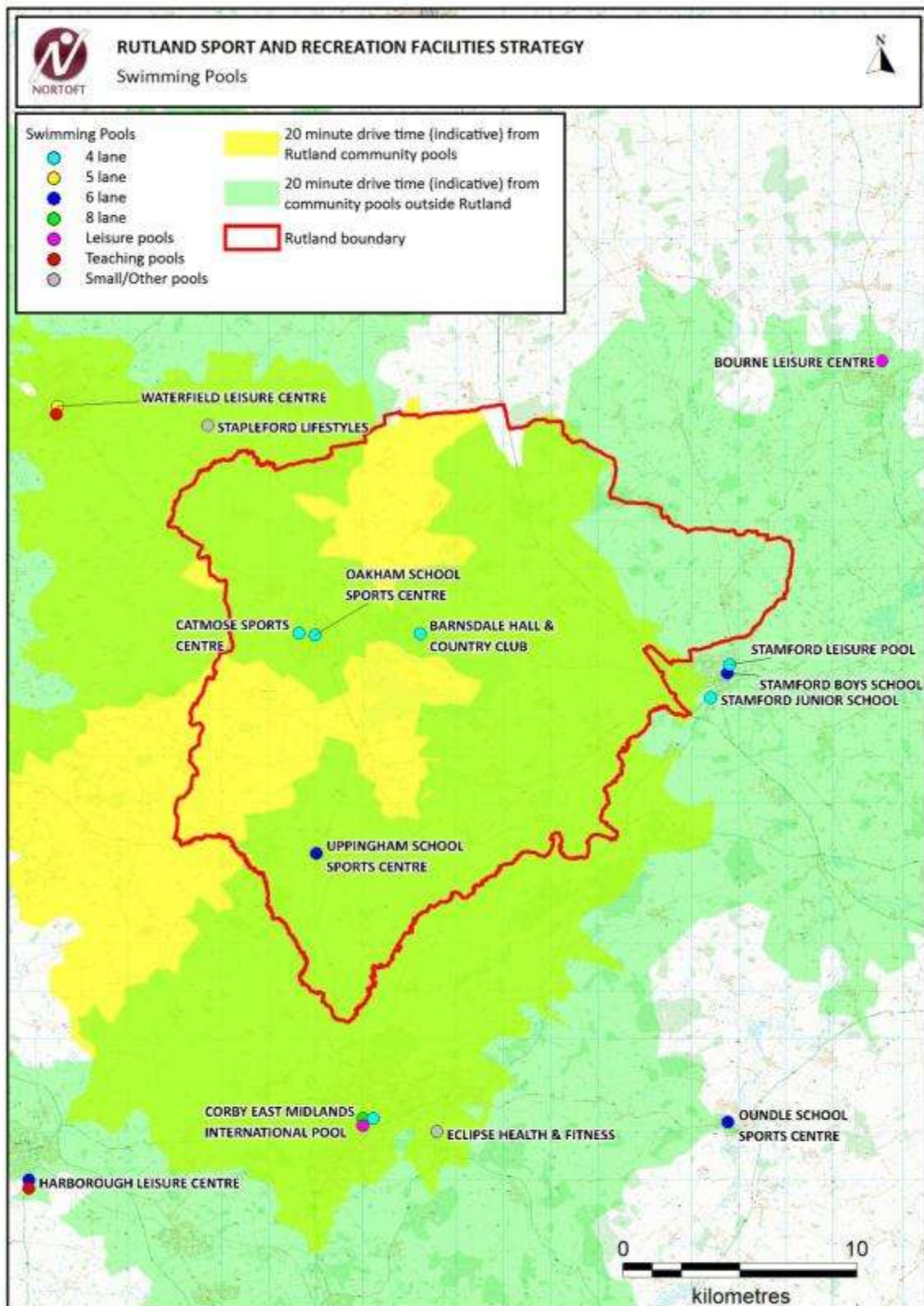


Figure 23: Swimming timetable for Catmose

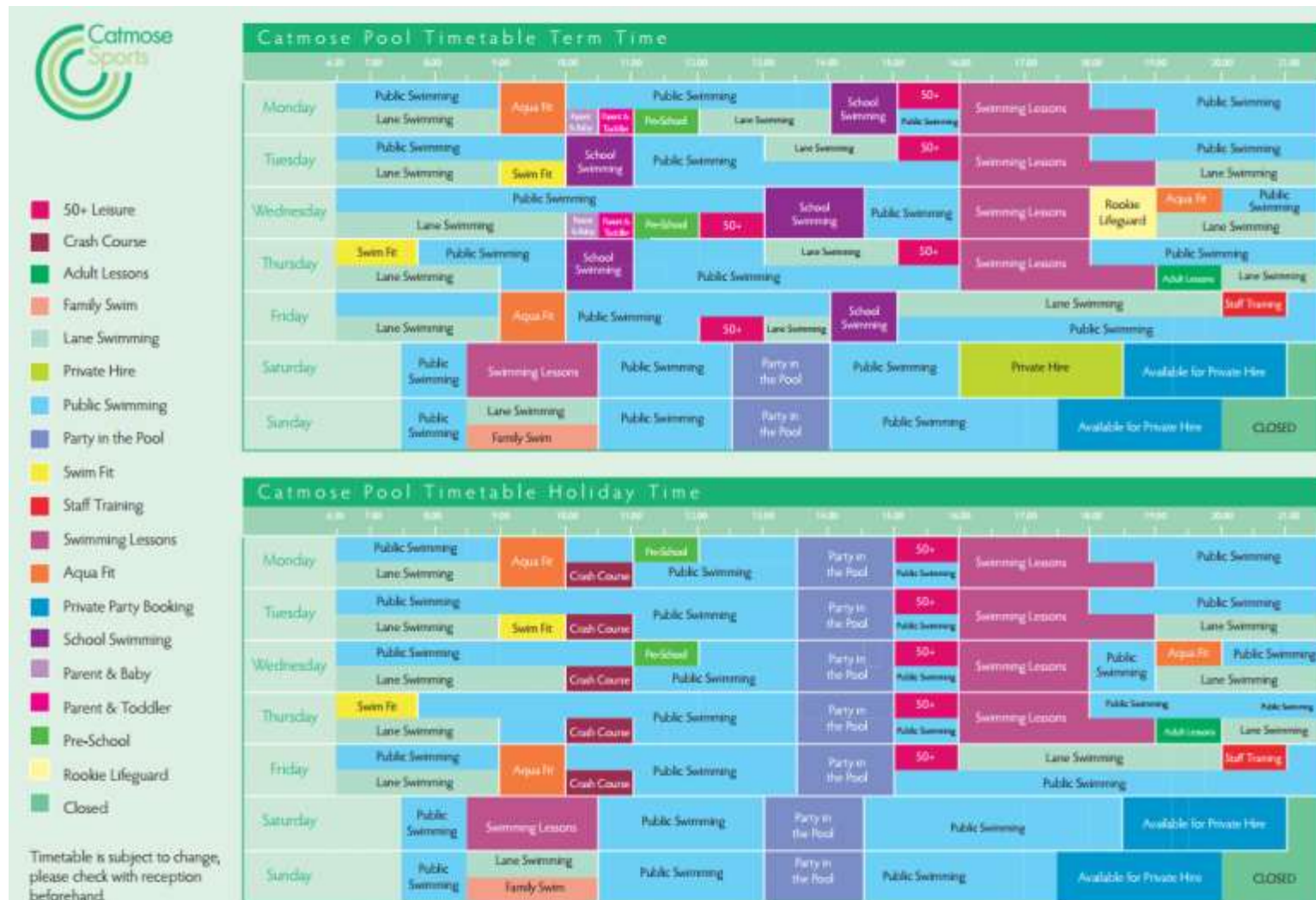
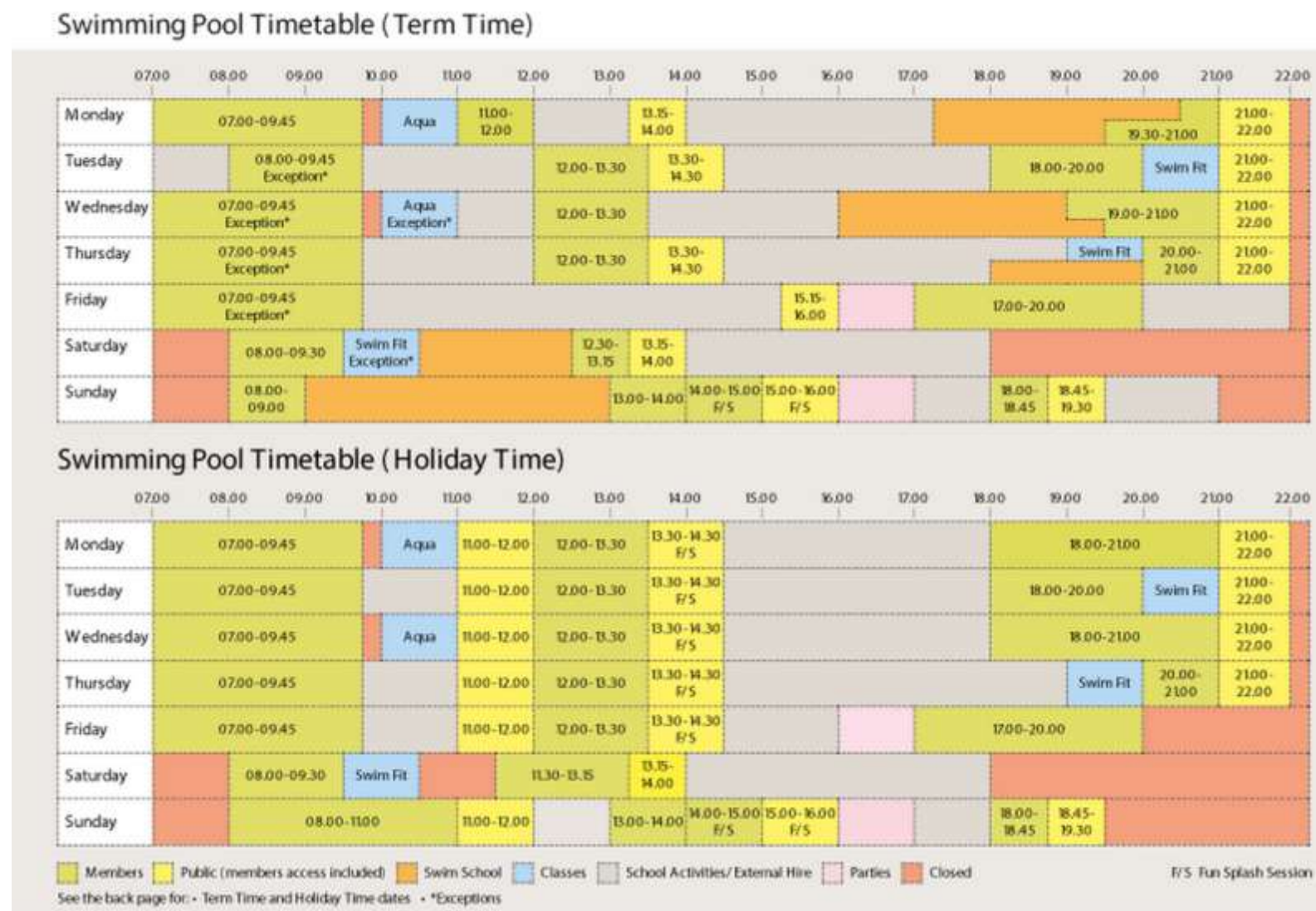


Figure 24: Uppingham pool timetable



- 3.143 In addition to these main pools, there is a small teaching pool at Edith Weston Primary School which has just been refurbished and is only 1m deep. The facility is not currently open for community use, but the school hopes to make it available on a limited basis for lessons and possibly other bookings such as parties. There is also a small pool at Rutland Caravan and Camping in Greetham which is primarily for use by its patrons, but there is a Community Use Agreement in development. Neither of these pools provides the range of swimming opportunities which are needed for community sport, and are not therefore included further in the assessment.
- 3.144 Oakham CofE Primary School also has a small learner pool that is well used for pre-school aqua programmes and the school's own swim lessons. Again this is too small to be included within the main assessment below.

Assessment of current supply/demand

- 3.145 The only pool available for a significant amount of time to all members of the community on an affordable pay and play basis is the public pool at Catmose. The pool at Uppingham Sports Centre, although having a planning condition requirement for community use, is in practice only available at lunchtimes and a small number of evening sessions on a pay and play basis, with the bulk of the community time being either for swimming lessons or on a membership basis. The pool at Oakham School is only available to clubs, and the pool at Barnsdale operates as a membership club.
- 3.146 A detailed conditions survey was undertaken on the Catmose pool in the autumn 2013 which resulted in the closure of the pool for some time and works being undertaken, in particular in relation to the roof and pool filter. The advice from the Jim Gordon Associates team dated November 2013 was clear:

We are of the opinion that it is of limited benefit, for any investment, to be made in the air handling and environment unless the pool structure can be "sealed" and all roof leaks can be repaired. (25 November 2013, p8)

- 3.147 Although work has been completed on the roof, there are still significant leaks during heavy rain, and heating issues continue to cause issues for users and staff. The changing and showering facilities on poolside mean that the pool, as it stands, is not fit for purpose for many groups of users. The future of the pool therefore requires more fundamental consideration as it does not reach the quality expectations of most would-be users. However there are a number of proposals for the Catmose site generally, including new education uses, so the future of the pool and any potential replacement is uncertain.
- 3.148 In relation to the surrounding authorities, there are pools in Stamford, Corby, Melton Mowbray and Bourne. These provide opportunities for residents of

Rutland, particularly those on living on the east side of the county who could not reach the Catmose pool within a 20 minute drive time.

- 3.149 The use of the Catmose swimming pool by both adult and junior members of Catmose Sports has been mapped, based on use during spring and early autumn of 2014. This use includes the Aqua Ed programming and adult swimming lessons. The maps in Figures 25 and 26 appear to show that the adult usage is drawn from a wider area than the junior usage, which is primarily focussed around Oakham itself.

Figure 25: Home locations of Catmose Sports of adult members using the pool

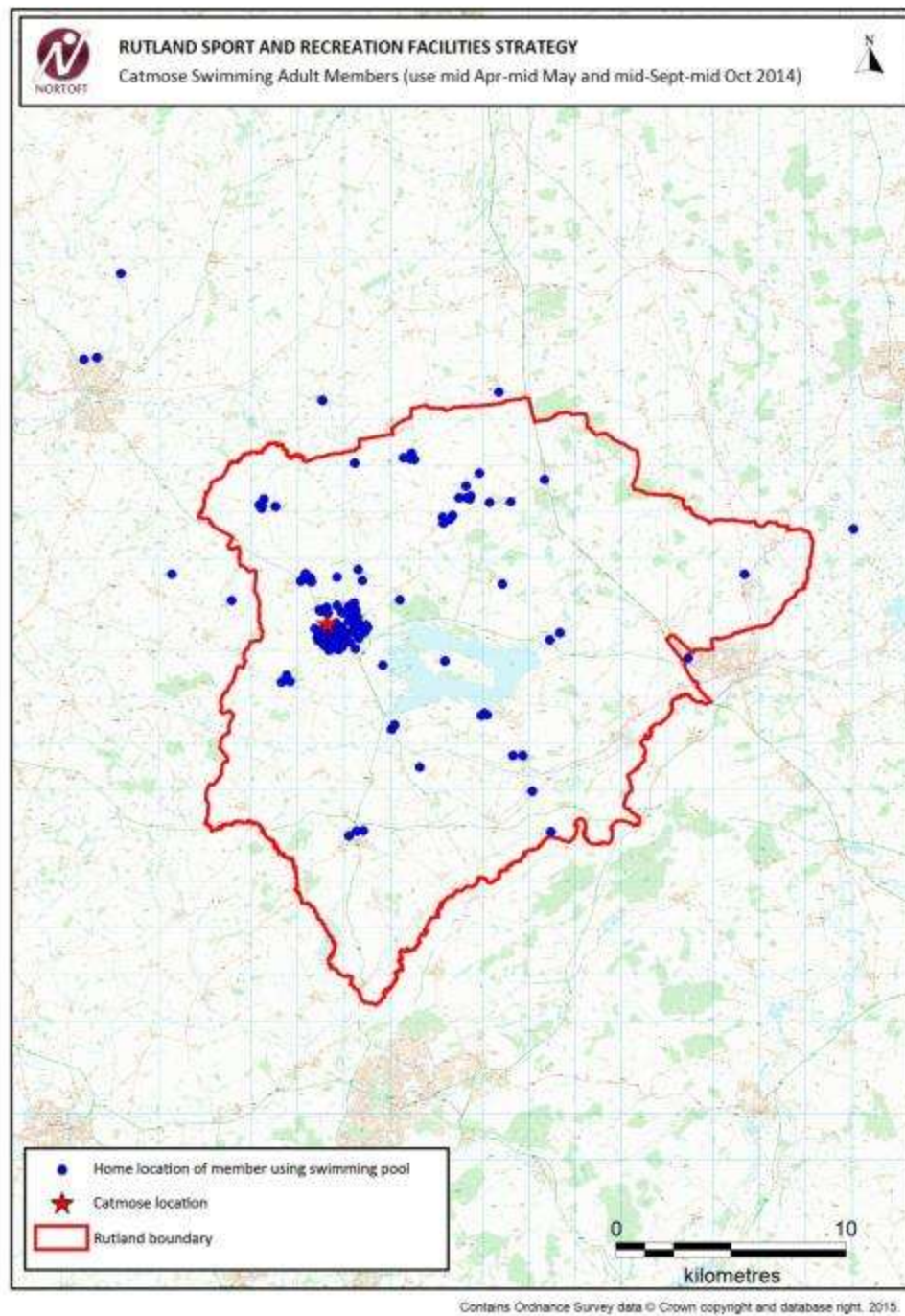
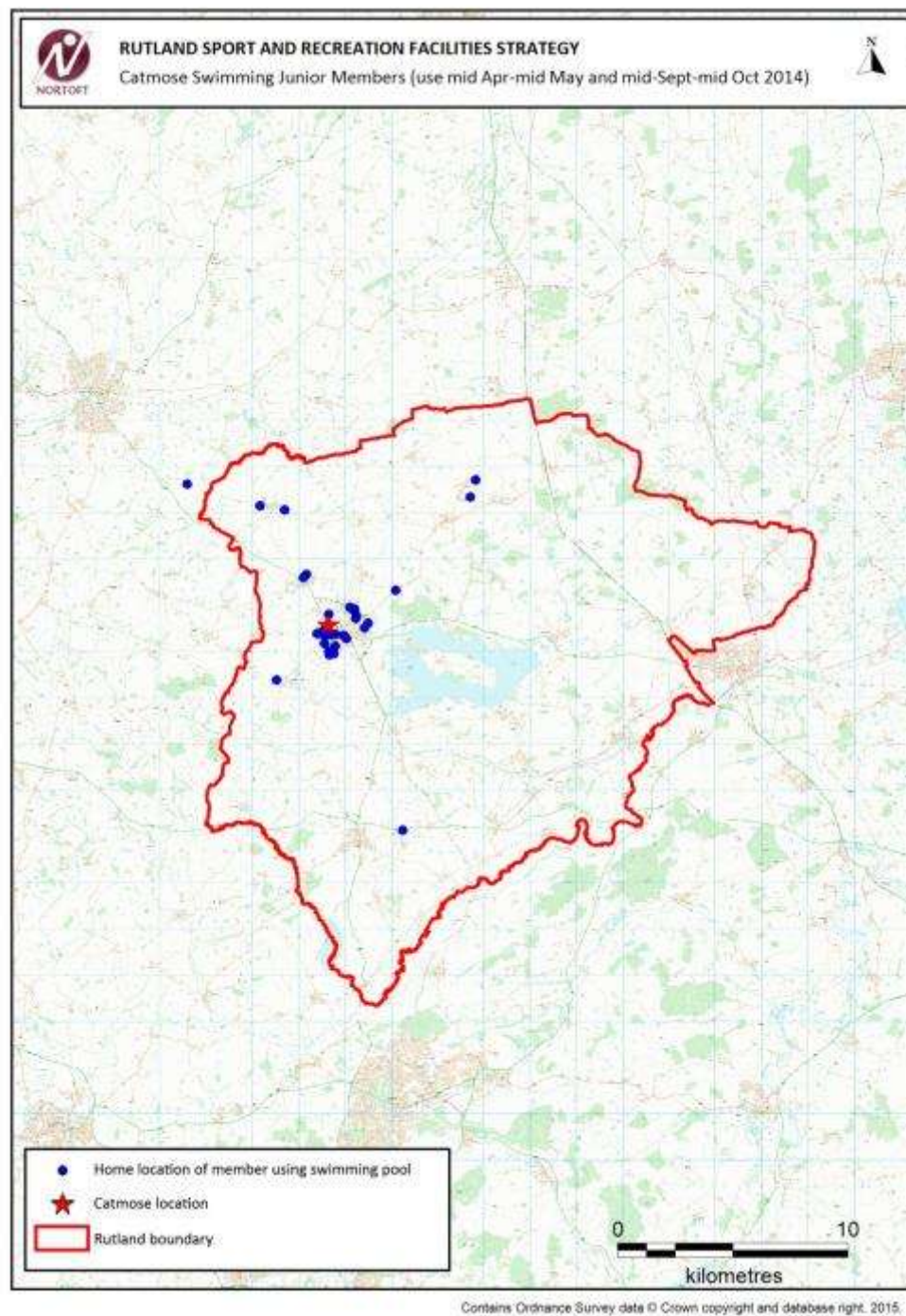


Figure 26: Home locations of Catmose Sports of junior members using the pool



National Governing Body comments and strategies

- 3.150 The Amateur Swimming Association (ASA) is the England national governing body for swimming. Its Strategic Plan 2013-17 has six strategic objectives including relating to: increasing the number of schools providing quality swimming; maximising the water space available in order to attract, retain and grow the number of people taking part regularly in aquatics activities; building a sustainable club structure and network; and, increasing the size of the talent pool. The ASA does not have a national facilities strategy.
- 3.151 Detailed comments have been provided about the Catmose pool by the ASA's national facilities officer.

I am familiar with this pool and the very poor housing choice they made and I am not surprised that it is failing. SE is quite right in that there is only demand for one pool in Rutland and that this should be a 25m x 4 lane pool, at the most 25m x 6 lane pool.

All our publications and SE's publications emphasize the need to rationalise and build to maximise income and minimize costs to be sustainable. The location of a new pool should logically take any opportunity to attach to an existing facility to benefit from economies of scale.

In terms of priority a pool of this nature is important for a local swimming club to operate from, which at the moment is ineffectual and to ensure that robust participation of swimming continues in and around Oakham. The Catmose College site is reasonable but the layout is currently poor.

Club comments

- 3.152 The Melton Mowbray Swimming Club draws a proportion of its members from Rutland and is keen to see the development of a 25 m x 6 lane pool in Oakham which can provide a training base for the club. The club currently uses Oakham School pool which has only 4 lanes. The talent pathway for Rutland swimmers is traditionally via Leicestershire and training takes place at Braunstone in Leicester.

Modelling

- 3.153 A number of different modelling tools can be used to assess the current provision in Rutland.

Market Segmentation and sports development

- 3.154 The Sport England Market Segmentation analysis suggests that several of the largest market segments in Rutland currently enjoy swimming and find swimming

appealing, particularly amongst women. This helps to confirm the importance of providing accessible swimming opportunities across Rutland.

- 3.155 Swimming is an important and attractive activity for everyone in the community and is seen as an important life skill. Primary schools are required to arrange some swimming lessons for pupils, and the Catmose site is the only full size pool available for primary schools swimming although Edith Weston and Oakham CofE schools can offer occasional access to limited use training pools. Retaining a full size pool for swimming lesson provision is therefore seen as a high priority for the County.
- 3.156 Reasonable access to a pool for everyone is also an important issue in terms of the equality objectives of Rutland, and means that the swimming provision must be primarily led by the public sector. The pools at Uppingham, Oakham and Barnsdale will continue to have a role to play, but are unable to meet the needs of most of the young people in Rutland, those less able or willing to pay, or those unwilling to swim on a membership basis. Those wishing to progress their swimming with a club also have to travel outside of Rutland at this time.

Facilities Planning Model

- 3.157 The FPM is a national model developed by Sport England which has standardised parameters. The full report for 2014 for swimming pools is provided as Appendix xx. The FPM has a standardised format and the information on swimming pool capacity and demand are calculated on an authority wide basis. However the balance in supply and demand includes consideration the facilities which are potentially available to the authority's residents, up to about 20 minutes' drive time, and also the demand arising from this wider area. Also built into the model are other considerations, for example relating to membership only commercial pools, and demographic factors such as levels of car ownership.
- 3.158 More details about the FPM are provided in the full FPM report, but the table below (Figure 27) highlights some of the most important parameters used in the model in relation to pools. In particular the accessibility criteria of 20 minutes travel time. This figure is not fixed as the formula behind the FPM uses a distance decay function; however 20 minutes' drive time catchment area is generally considered a good "rule of thumb".

Figure 27: Facilities Planning Model key parameters pools

At one Time Capacity	0.16667 per square metre = 1 person per 6 square meters
Catchments	<p>Car: 20 minutes</p> <p>Walking: 1.6 km</p> <p>Public transport: 20 minutes at about half the speed of a car</p> <p>NOTE: Catchment times are indicative, within the context of a distance decay function of the model.</p>
Duration	60 minutes for tanks and leisure pools
Peak Period	<p>Weekday: 12:00 to 13:30, 16:00 to 22.00</p> <p>Saturday: 09:00 to 16:00</p> <p>Sunday: 09:00 to 16:30</p> <p>Total: 52 Hours</p>
Percentage of use taking place within the Peak Period	63%
Utilised capacity considered “busy”	70% = “comfort factor”

3.159 The FPM national assessment for 2014 gives a useful indication of the current supply and demand for swimming in Rutland, and the following are the key points from the Sport England report. However the FPM estimated throughput at Catmose is significantly lower than the actual throughput of the pool at 29,315 compared to an expected actual of around 38,000 for the year 2014-2015. The following points need to be considered in the light of this discrepancy.

- Sport England’s Active People Survey 7 (2012/13) showed that swimming participation in Rutland was around 14.9%, higher than the East Midlands average (10.8%) and the England average (11.5%) which would indicate a greater demand for swimming in Rutland than in many localities.
- Overall there is sufficient swimming space in Rutland to cater for the needs of the community, and nearly 96% of residents have access to a pool. This is above the East Midlands and national averages of around 91%.
- 81% of the possible demand is able to be met by the pools in Rutland.
- There is a small net export of swimmers to other authorities (about 84 swim per week).
- The model suggests that the pools in Rutland on average are being used at the peak period at about 36% full, and that 89% of visits are made by car.
- In terms of the individual sites, the FPM suggests that the Uppingham school pool has the most capacity but is only used at about 31% of its capacity at peak time. The Catmose pool is estimated to be used at an average of 40% capacity at

peak time. The Oakham School facility is least available but is used the most intensively, at about 47%.

- Almost everyone with access to a car can reach a pool within 20 minutes, and there is no lack of pool capacity.
- There are small amounts of unmet demand where people without access to a car live too far from a pool to walk within about 20 minutes.
- There is no justification in terms of demand at this time for any additional community swimming pool space; however any loss of pools, particularly the Catmose Pool which is the only facility with significant pay and play access, would dramatically reduce the ability for people to swim.

3.160 The FPM map of 2014 showing the pattern of unmet demand for swimming across Rutland is given as Figure 28. This suggests that there are no hot spots of unmet demand within the authority.

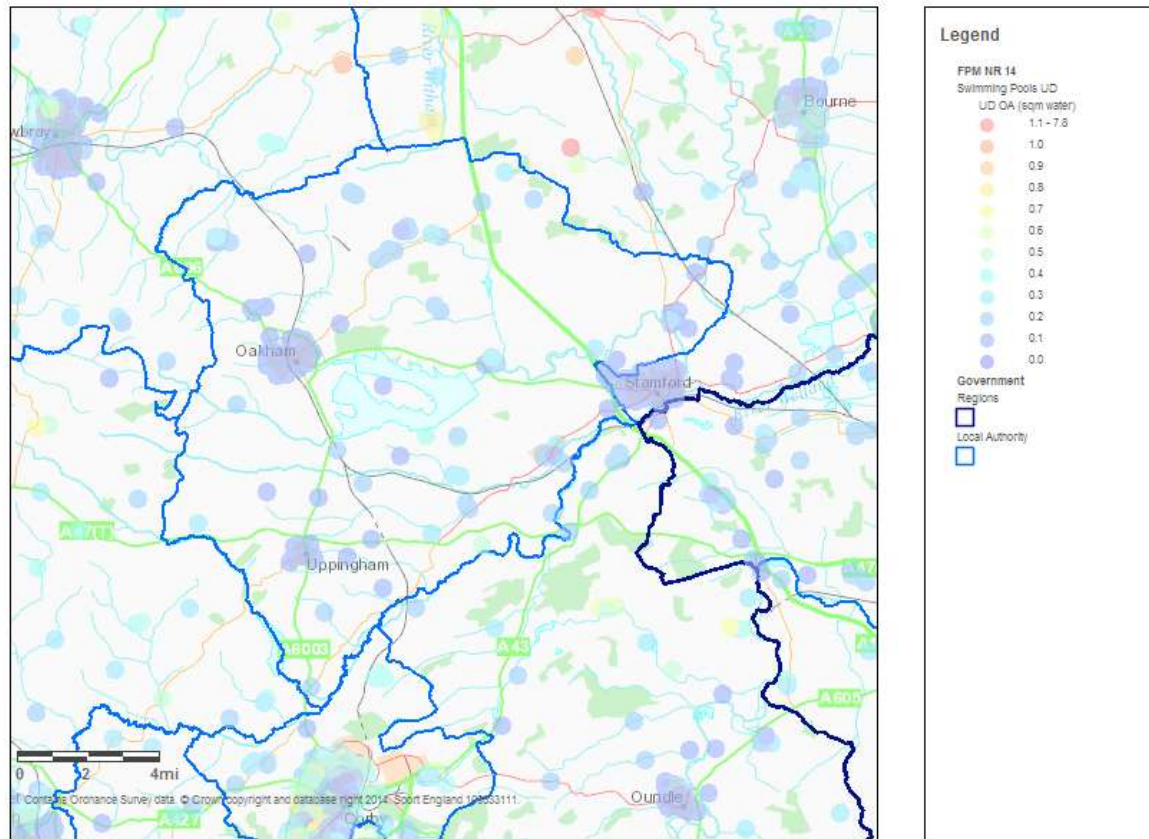
3.161 The next map from the FPM, Figure 29, provides an overview of the relative share of swimming pool space across the County. This suggest that the people in Rutland have better than the national average opportunities to swim, but that the provision is not quite as good towards the Stamford area.

3.162 The FPM, which is the most accurate tool for assessing the supply/demand balance for swimming pools at the present time, therefore leads to the conclusion that although there is unmet demand for swimming, that no additional pool space is currently required. It is likely however that the levels of unmet demand are higher in pockets across Rutland than the FPM suggests if people do not have good access to a car. The FPM does not assess the quality of the provision available, and it is clear from the comments of users, the National Governing Body, and clubs that the pool facility at Catmose is far from suitable for encouraging people to participate in swimming.

Figure 28: Swimming pools – unmet demand

Facilities Planning Model - National Runs - Swimming Pools 2014 Unmet Demand

Unmet Demand expressed as square metres of water (round to two decimal places). Data outputs shown thematically (colours) at either output area level or aggregated at 1km square (figure labels).

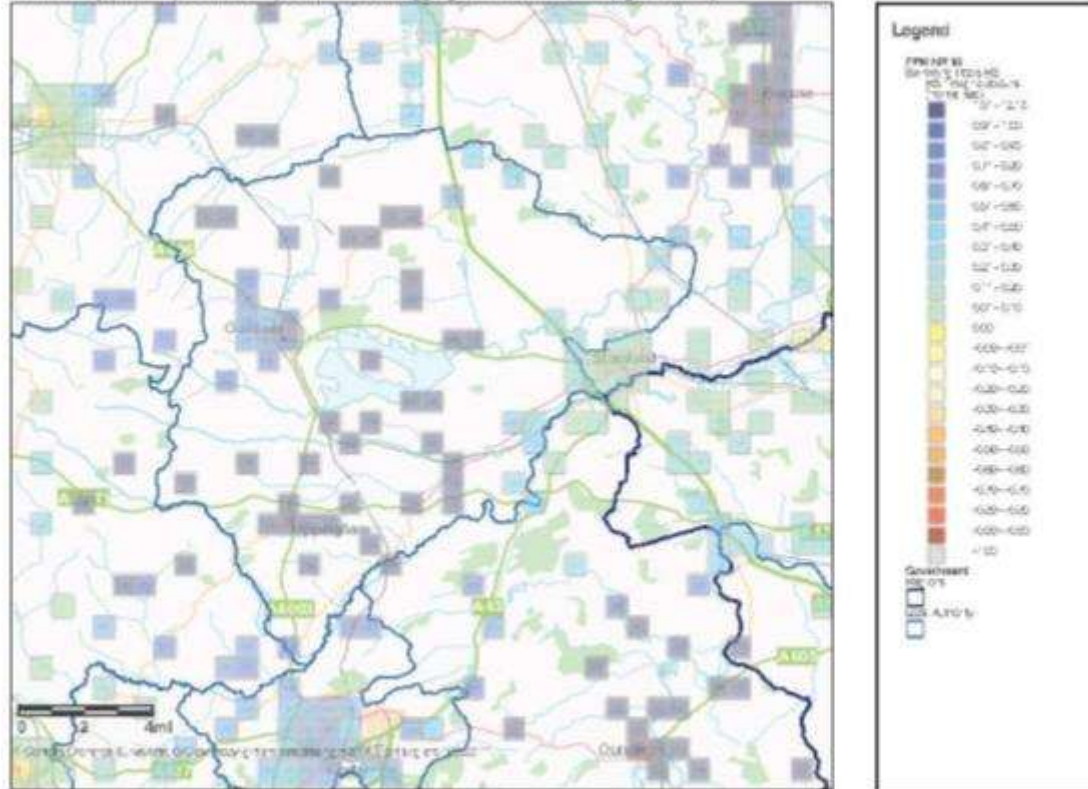


Sport England assumes no responsibility for the completeness, accuracy and currency of the information contained on this map/report. This information is taken from the Active Places Power website and its terms and conditions apply.
17/6/2014 11:15

Figure 29: Relative Share of swimming pool space

Facilities Planning Model - National Runs - Swimming Pools 2014 Relative Share

Share of water divided by demand made relative to the National Average for this run (1.14 sqm per visit per week). Data outputs shown thematically (colours) at either output area level or aggregated at 1km square (figure labels).



Sport England assumes no responsibility for the completeness, accuracy and currency of the information contained on this map/report. This information is taken from the Active Places Power website and its terms and conditions apply. 14/7/2014 10:43

Comparator authorities' provision

3.163 Using the data available via the Facilities Planning Model, Sport England has provided comparisons with Leicestershire, with the East Midlands region and with England as a whole. The key findings from this comparison are given below.

- The basic supply-demand balance shows that there is a surplus of supply compared with the demand in Rutland. There is also a slight surplus of swimming pool space in both Leicestershire as a whole and across the East Midlands. This is different from the national picture which suggests that there is more swimming demand than the total space available.
- The rate of “satisfied demand” in Rutland is higher than across Leicestershire, the region or nationally (about 96% compared to 91% nationally and 94% in Leicestershire).
- FPM estimates that the pools in Rutland provide for about 81% of the swimming visits. This is lower than the averages for the East Midlands region at 97%, but similar to the average across Leicestershire.
- About 1.5% of the potential demand which is “unmet demand” is due to people living outside a 20 minute drive time to a pool. This is slightly higher than for East Midlands region and Leicestershire.
- Most of the “unmet demand” is due to people who do not have access to a car and live more than 1.6 km from a pool.
- In Rutland there is an average used capacity of the pools of around 36%, which is much lower than Leicestershire (at around 50%), the region at 62% and the national figure of 65%.
- About 16% of the used capacity of the pools in Rutland is estimated to be from people living outside of the authority. This is similar to the situation to Leicestershire as a whole.
- Rutland’s resident’s personal/relative share of swimming pool space is about twice the level of England as a whole, and much higher than either Leicestershire or the East Midlands region.

Summary of current situation

3.164 The high level of swimming pool provision apparently available to the community in Rutland is in fact much more restricted as the only pool regularly available to the community on a pay and play basis is the Catmose pool in Oakham. The Uppingham Sports Centre pool has some availability on a pay and play basis, but only a limited number of hours at lunch time and in the evenings. The pool does however offer swimming lessons. The other pools in Rutland are either primarily available for club use only, or for registered members and/or are too small to act effectively as a community facility.

3.165 The theoretical estimate of pool use produced by the FPM model is significantly lower than the actual expected throughput at Catmose, with the theoretical figure

being around 8,500 visits less than being achieved by the pool. The results of Sport England's Active People Survey 7 (2012/13) showing that swimming participation in Rutland is higher than the England average, at around 14.9%, may explain this result.

- 3.166 Despite the good levels of usage, there are very significant issues with the condition and location of the Catmose pool. There are frequent complaints to the operator that it is too cold for children to learn to swim in the winter, and that the pool environment is too hot at other times of the year for comfort due to the nature of the structure. Access is also a significant issue for persons with mobility impairments, as it is located a significant distance from the car park. At present there are no clear ways forward on this site. Alternative options for the future should therefore be considered.
- 3.167 The community swimming pools in the adjacent local authority areas, including the International Pool at Corby and Stamford Leisure Pool mean that most Rutland residents can reach a pool within 20 minutes' drive time which offer pay and play, learn to swim and club training sessions on a regular basis.

Assessment of Future Needs

Nortoft Calculator

- 3.168 The Nortoft Calculator in Figure 30 reflects the apparent "surplus" of swimming pool space at the present time, estimating this to be the equivalent of around 300-318 sq m or towards the equivalent of a 6 lane 25 m pool, when comparing it to the national and regional averages.
- 3.169 The Calculator indicates the future need for facilities based upon both the planned changes in the population within Rutland and the anticipated growth in participation of 0.5% per annum. The Calculator suggests that with an increase of population of around 3,600 in the period up to 2036 plus growth in participation, there will be some additional demand for swimming, of around 156 sq m. Put into context, this is the equivalent of a small teaching pool in area.
- 3.170 If the swimming pools at Uppingham and Oakham schools were to be fully accessible for community swimming, then the Nortoft Calculator suggests that there would still be more than sufficient capacity to meet the potential demand in the pools in Rutland up to 2036.
- 3.171 The Nortoft Calculator does not take into account the potential impact of the aging population of the authority. The estimated level of future demand suggested by the model is therefore likely to be slightly higher than that achieved by 2036.

Figure 30: Nortoft Calculator – swimming pool space

			Change in provision for Rutland required to bring levels in line with comparator (with assumed 0.5% increase in participation per year)					Total provision proposed (existing <i>plus</i> new)					Rate of provision per 1000 at 2036 (water space per 1000) based on current comparator rates
			2015	2021	2026	2031	2036	2015	2021	2026	2031	2036	
Comparator	Current supply (Water space scaled by hours)	Rate of provision per 1000 @ 2014 (scaled by hours)	(population 37,000)	(population 38,083)	(population 39,079)	(population 39,918)	(population 40,641)	(population 37,000)	(population 38,083)	(population 39,079)	(population 39,918)	(population 40,641)	
Rutland	706	19.12	0	44	82	118	153	706	750	788	824	859	21.13
National	572,972	10.52	-318	-293	-272	-253	-234	388	413	434	453	472	11.62
East Midlands	50,648	10.96	-301	-276	-254	-234	-214	405	430	452	472	492	12.11
Leicestershire	8,773	13.19	-219	-189	-162	-137	-114	487	517	544	569	592	14.58

Sports Facilities Calculator

- 3.172 To assess the demand for swimming pool space from new housing sites, Sport England's Sports Facilities Calculator (SFC) is the most appropriate and accurate tool. The following tables in Figure 31 uses the SFC to estimate the amount of swimming pool space which would be justified with in relation to the anticipated new housing up to 2036, estimated to be approximately 2000 houses, with a housing multiplier of 2.13. A participation rate of growth of 10% has been applied because the tool only uses 5% intervals and this is close to the 110.5% growth (equivalent to a 0.5% growth per annum).
- 3.173 This approach to the use of the Sports Facilities Calculator has been agreed with Sport England because of the relatively small scale and distribution of the proposed individual housing sites across Rutland. The SFC provides an indication of the total level of new facility demand likely to arise from the new housing growth. This has then been used as one of the assessment tools to indicate the level of future facility need within the authority as a whole.
- 3.174 The value of the contribution is generated by the SFC using Q4 2013 figures for Leicestershire as there are none specifically for Rutland. These are current prices, but give a feel for the likely sums that should be possible to generate from the new housing schemes, and which are fully justified by the amount of demand that the schemes will generate.
- 3.175 The population profile of 2036 used in the model is that from the ONS forecast.

Figure 31: Sports Facility Calculator for swimming pool space

	Number of dwellings 2014-2036	Population growth from new housing at 2036 with housing multiplier of 2.13	Swimming pools (sq m water space)	Swimming pools (value of contributions)
Whole authority	3674 (based on 167 per year)	7826	81.13	£1,109,517

- 3.176 The SFC suggests that the new growth in Rutland will therefore generate a need for 81 sq m potentially providing up to about £1.1M in developers contributions at current costs. This would be a rate of provision of 10.37 sq m per 1,000.

Summary of modelling findings

- 3.177 The assessment of the future requirements for swimming pool space in Rutland indicates that some additional swimming demand will arise in the period up to 2036. Just over 81 square meters of demand will be generated by the residents of the new housing, which will be focussed mainly around Oakham and Uppingham. There will also be some additional provision required to allow for an increase in demand at 0.5% per annum. Taken together the additional demand equates to approximately 100 sq m of water space for the period up to 2036.
- 3.178 With the level of current demand in Rutland estimated by Sport England's FPM modelling being around 391 sq m of water space, this would increase the total amount of demand to around 491 sq m of water space by 2036. As there are currently 625 sq m of water space in secure community use (Catmose, and Uppingham Sports Centre), these facilities alone should easily be able to meet the all of the needs of the community in terms of quantity, even in the long term. However the Catmose Pool is significantly challenged in terms of the quality of experience it offers users.
- 3.179 Should Oakham School pool and Barnsdale remain available to the community, the current picture of significant surplus provision is expected to remain.
- 3.180 As with the sports halls, the key issue in the modelling is the distribution of the pools with good levels of pay and play /casual swimming use, as there is only really the one facility, at Catmose, which does not provide a high quality user experience. However the swimming pools at Corby, Stamford and Melton mean that everyone with access to a car can reach a pool with pay and play opportunities within 20 minutes' drive time.

Summary of future requirements

- 3.181 At present although there are four swimming pool sites in Rutland there is only one public pool, at Catmose with good pay and play access, primary school use, and a learn to swim programme. Although the new pool at Uppingham has a long term community use commitment and therefore this pool should be "secure", its actual availability for community use is relatively limited. For example, the pay and play swimming times are short and not timed so that they are attractive or appropriate for young people to swim on a casual basis. The pools at Oakham school and Barnsdale have no formal community use agreements, have effectively no play and play or learn to swim opportunities, and potentially could be closed with little notice.
- 3.182 Therefore although the modelling suggests that there is a significant over supply of pool space in total, and that this will not be used up by 2036 through either the housing growth nor increase in participation rates, in practice the swimming availability for residents in Rutland is more limited and the only fully accessible pool at this time is at Catmose.

- 3.183 With the existing limitations on access to the other pools in Rutland, there is a clear need to retain public provision.
- 3.184 In relation to competitive swimming training opportunities, the 4 lane pool at Oakham School is not ideal and the local swimming club (Melton and Mowbray) are keen to see the development of a 25 m x 6 lane pool. However much of Rutland is within a 30 minute drive of the Corby International Pool which hosts swimming training and competitions.

Sport Structures 2013 findings and recommendations

Sport Structures Review of Indoor Sport and Recreation Facilities in Rutland 2013

- 3.185 The following extract is from the 2013 report.

Executive Summary Recommendations

Improve swimming pool provision – As a priority investigate the sustainability of Catmose College Swimming Pool. The study should include a detailed conditions survey to provide an indication on the level of ongoing investment required. Decisions need to be made regarding the long term viability of the pool on this site and the future demands for swimming facilities across the county. Further research is required with users and non-users in relation to their satisfaction and quality of experience. Local residents expressed in 2009 that a swimming pool with suitable leisure provision to suit families and older residents was important to their lifestyle choices.

Assessment

Swimming pools quantitative assessment (incl. hydro therapy pools)

4.17 Rutland does not have any purpose built community pools with programmed activity available in swimming pools on school sites. As the main pools are on school sites there are no separate leisure pools or complimentary facilities such as a steam rooms, saunas or jacuzzis.

4.18 The swimming pool at Catmose College (4 lane, 25m) provides the only pay and play swimming facility in the County. Although significant investment has taken place in sports facilities at the new Catmose College site the swimming pool was not developed as part of the college redevelopment programme. Catmose offers options for swimming within the membership fees, as well as discounts for young children and concessions. AquaEd swimming lesson sessions are provided at the pool through Stevenage Leisure using the Amateur Swimming Association's National Plan for Teaching Swimming.

4.19 Oakham School has a swimming pool (4 lane, 25m) which is used by pupils at the school there is very limited community use around the school timetable however there are regular usage agreements with Melton Mowbray Swimming Club, Rutland Swim Club and Rutland Dive Club. The school runs a leisure club which is open to members of the public but access to the pool is limited to only 9hrs per week.

4.20 The new swimming pool at Uppingham School Sports Centre was built in 2010 to a very high standard (6 lane, 25m). The pool is used for pupils of the school at certain times during the week but is open for members and clubs. Public swimming is also available for between 1-2hrs each day. Although these times are well clearly outlined in the sport centre timetable the times are limited to lunch times (13.30-14.30hrs) or late evening (21.00-22.00hrs). Sunday public swimming also includes a fun splash session.

4.21 Barnsdale Hall and Country Club offers a private option for swimming (4 lane, 22.5m) although access to the pool requires membership of the club or a day pass. This is the only private pool within the county so choice is limited. Edith Weston Primary school also provides a small indoor 4m pool for learning to swim. The size of the pool and location limit its community use potential. This is similar to the limitations of the pool at St Georges Barracks which has a small hydrotherapy pool. The pool at St Georges Barracks is only available for use by MOD personnel and their dependants.

Pools qualitative assessment- standards of provision and specifications

4.22 There are high quality swimming options in Rutland but these are available through membership schemes or through limited public availability. The only pool to offer open access to the public through a contract agreement with Rutland County Council is Catmose College Pool. At the time of producing this report there had not been a detailed conditions survey.

4.23 Visual inspection and discussions with management suggests that the pool does not meet the high standards for swimming facilities expected by residents within the county. There have been issues in the past with solar glare and excess heat leading to the pool being closed at certain times. The building appears out of place with the new development of the Catmose Sports Centre and is accessed through a separate entrance, which has no connected to the main building. There is a long pathway from the car park to the pool, which may limit its use by some older residents. Changing facilities are adjacent to the pool and are not ideal for parents with young families. The pool is maintained to a sufficient standard but the need for further investment is likely to increase.

Provision per 1,000 for pools based on actual community availability was 9.69 sq m per 1,000.

7 Conclusions and recommendations

7.5 Swimming pools are a key asset in assisting with the promotion of sport and physical activity. As there are many large expanses of open water (Rutland Water) learning to swim at an indoor pool should be a priority for the safe enjoyment of the open water facilities and sporting opportunities that can be on offer. Rutland does not have any purpose built indoor community pools and is reliant on access to pools on education sites. The pools at both Catmose College and Oakham School are in a poor condition although they have been well maintained. The age of the building, initial build quality and the constraints of the site means that there is a limit to the development and improvements that can be made. Anecdotal evidence suggests that there is low public opinion of current swimming facilities in Rutland in relation to the standard of Catmose College pool and the access to pools on school sites. Swimming is both a sporting and recreational activity which can benefit the health and wellbeing of an aging population. As the pool at Catmose is the only pool in the county to have community access the continued level of use of this facility and increasing demand from a growing population will have an impact on quality. The pool and changing facilities will continue to require significant investment to address quality issues.

- We recommend that an investigation is undertaken into the sustainability of Catmose College Swimming Pool. The study should include a detailed conditions survey to provide an indication on the level of ongoing investment required. Furthermore evidence based decisions need to be made regarding the long term viability of the pool on this site and the future demands for swimming facilities across the county.*
- We recommend that further research is undertaken with users and non-users of Catmose College swimming pool in relation to their satisfaction and quality of experience. Local residents expressed in 2009 that a swimming pool with suitable leisure provision to suit families and older residents was important to their lifestyle choices.*

Rutland Sport and Recreation Community Facilities Delivery Plan (For consultation), January 2014

3.186 The key paragraphs in this report in relation to swimming pool provision are:

2.9 Rutland County Council contract Stevenage Leisure Ltd to run the Catmose Sports Centre and are three years into a ten year contract. There are key sports development criteria within the contract that will support the sustainability of a new swimming facility on the site, helping to ensure the development of aquatics when the pool re-opens and into the future.

2.10 In August 2013, Catmose College Swimming Pool was closed until further notice due to issues with the roof, on the 14th October this year, after a series of options were proposed, it was approved by Council that funding will be made available to undertake the necessary maintenance work on the pool enclosure and plant room to

repair the damage to ensure the pool can reopen. The planned repairs should ensure the pool can operate for at least another 4-5 years. In Rutland, 11.0% of the population currently take part in swimming, 0.6% less than take part nationally, however there is a large latent demand in the sport, with over 4,000 people identifying that they would like to take part in swimming but don't at present. This latent demand could be attributed to the lack of high quality public facilities.

- 3.187 The consultation findings supporting the recommendations set out in the report concluded that that improved swimming pool provision was considered to be the third most important facility need by the general community in Rutland, and this was the highest priority emerging through the individual survey feedback, for which the majority of respondees lived in Oakham. There was also a specific identified need to support competitive swimming.
- 3.188 The responses from individuals in the county clearly highlight the demand for adequate swimming pool provision. They confirm that whilst it was clear that the facility needed updating, the number of people that have commented on the need for a new pool shows that there is public demand for a new facility.

5.2 A new wet side facility is a key requirement for the county, with the existing facility not fit for purpose in the long term. A new facility will ensure the certainty of swimming availability in Rutland and create the opportunity for the development of the swimming clubs using the facility. A new facility would also create a double benefit considering the efficiency savings resulting in a new building and plant. The revenue costs will be lower, and with leisure centres contributing to a significant proportion of a Council's CO2 emissions, a new facility would have a big impact on Rutland County Council being a more energy efficient council.

- 3.189 The recommendation was for a new 25m pool with associated facilities, and that the cost of a new pool would be dependent on the design. It was noted that the Sport England affordable swimming pool cost estimate at the time was around £2,940,000. The sports development consideration included demonstration that the demand for swimming should be proven. This might include a non-swimmers survey in the county.

Need for updating

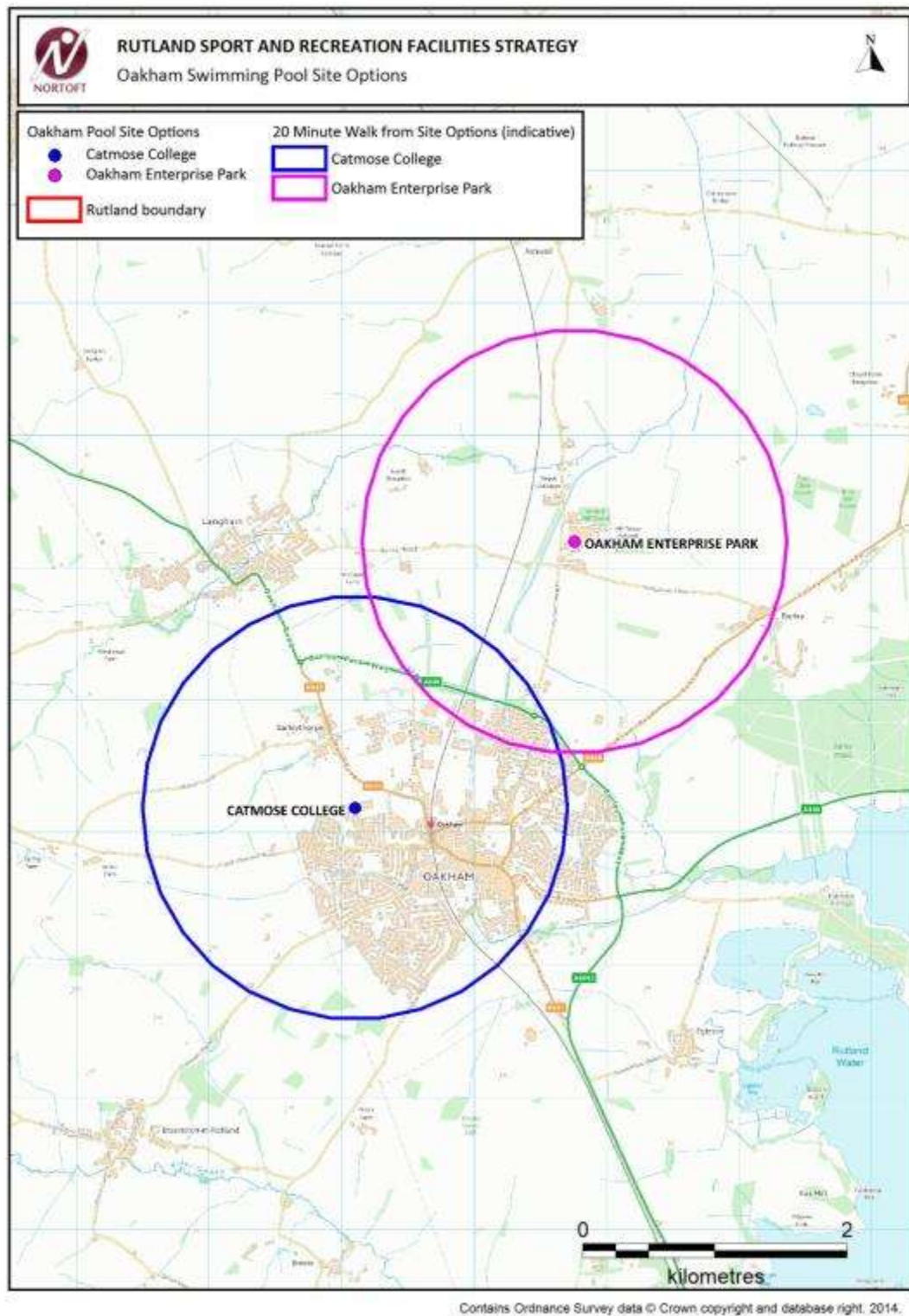
- 3.190 The findings of the Sport Structures reports in relation to the need for a swimming pool to provide primarily for pay and play (casual swimming) are confirmed by the current update. Some remedial work was undertaken on the Catmose pool in 2014 but it has not been possible to bring the pool up to a suitable standard to make it fit for purpose for the medium-longer term.
- 3.191 The need for a pool to provide for competitive swimming training is unclear, and would need to be demonstrated via detailed discussions with the Melton Mowbray Swimming Club and a full assessment of viability.

- 3.192 There is now a need to review the 2009 standards of provision, with a new standard providing justification for developers' contributions towards improved swimming provision in Rutland, likely to be a replacement public pool in Oakham.

Meeting the needs of the future

- 3.193 Two potential locations for a replacement publicly accessible pool have been identified. These are: Catmose and the Active Rutland Hub. These are explored in some more detail below.
- 3.194 The accessibility of a new facility is a key consideration, and the option of accessing the pool on foot or by cycle is a high priority. The two potential locations for the pool have therefore been mapped with a 20 minute (1.6 km walking) catchment, see Figure 32. Of the two sites under consideration, the Catmose site would be the most accessible from much of Oakham.

Figure 32: Potential pool locations - 1.6 km catchment of the two sites



Catmose College Academy

- 3.195 This is the existing site, but the pool was built prior to the redevelopment of Catmose College and the layout of the site and use as a public sports centre is now a significant issue.
- 3.196 The pool is poorly located within the site, and there are problems with the distance and accessibility of the car parking, no direct link to the sports centre reception with an outside walk over to the pool, very poor disability provision, and no “front” onto the road. Simply redeveloping the pool on its existing footprint will not resolve the locational problems, and would also mean that the pool would need to be closed during the rebuild process.
- 3.197 The academy owns the site and it is believed has a number of proposals which would impact or restrict the swimming pool location in the future. However if the pool is to be retained on the site it is essential that the dual use leisure facility as a whole should be improved. In particular, the facility should:
- Be as compact as possible, with controlled access and direct management to each facility element of the sports centre.
 - Have the pool sited immediately adjacent to the new sports hall and fitness suites.
 - Have car parking much more closely linked to the leisure centre, and disability car parking immediately adjacent to the reception.
 - Have coach parking close by, to enable easier use by primary schools.
 - Meet all statutory requirements in terms of disability, and the guidance of Sport England and the ASA in terms of the facility provision and layout.
 - Have a direct link to the road, with prominent signage.
- 3.198 If the problems with the site can be resolved, this could be a reasonable financial option because the income from the dry side activities and artificial pitch may be sufficient to offset some or all of the running costs of the pool. However the fact that facility would still be two separate elements would mean that the cost savings normally achieved from a combined wet/dry facility will not be achievable on this site. Retaining the pool at Catmose also perpetuates the high level of waterspace in Rutland overall should the other pools remain, with implications for the long term ability to attract sufficient users, and consequent impact on the revenue generation.
- 3.199 Should the pool be developed on this site, then the capital costs would need to be very largely met by Rutland County Council, with potentially some external grant aid via Sport England and others. The capital development cost of a 25 m x 4 lane pool is given in the Sport England Q4 2013 Facilities Cost guidance as around £3.15m.
- 3.200 The next step would be a detailed feasibility study involving representatives of the school to confirm the site options and firm up the potential costs. This should also

confirm the potential revenue costs and income in order to identify the long term revenue support that the facility would require.

Oakham Enterprise Park

- 3.201 This potential facility location is the former HMP Ashwell prison site to the north of Oakham. It is about 1.3 km from the bypass, and around 2.5 km from the town centre. The population of the town who could reach this facility within a 20 minute walk is therefore small, although it is accessible by cycling and public transport. The site does not therefore completely meet the Local Plan objectives of encouraging sustainable transport. However the majority of swimming pool users in Rutland will travel by car, and Sport England research shows that people will travel for up to 20 minutes by car to reach a pool.
- 3.202 At this time the site is undergoing rapid redevelopment for employment and education use. The unappealing prison environment is being replaced by more community-friendly amenities, and this will continue to improve over time as the Sports Centre is refurbished, and organisations such as Rutland Adult Learning move on to the site.
- 3.203 Should a facility be developed on this site there would need to be a commitment by the County Council to a long term high level subsidy. This is because the development of a large health and fitness complex, which might in other locations help to support the pool costs, is not realistic on this site because of the existing provision at Catmose Campus which would be in direct competition.
- 3.204 This site would not be a realistic option for a new public swimming pool unless both the Catmose Campus Pool was closed, and the Local Authority agreed to commit to a long term subsidy to create and maintain the facility. It is proposed that this site option is therefore not progressed to the next stage at this time without a much more detailed consideration of the costs/benefits and business plan.

Other Sites - Oakham School

- 3.205 The option of developing a public pool on the Oakham School site as a dual use facility has not been explored with the school. The key issues would be the confirmation of whether such a public facility would be at all acceptable on this independent school site, where the public access would need to be much more than is the case at Uppingham. The Oakham School pool is a 25m x 4 lane pool built in 1972. This is showing its age but had refurbishment works in both 2005 and 2013. It is managed by the school in house and has limited community access.

Justifying developers' contributions

- 3.206 A planning standard approach is appropriate for swimming pools and these are derived from a synthesis of the findings from the modelling, consultation responses, and the policy decision about the growth of participation. In Rutland it also assumes that the current flow of swimming pool users across the borders of the authority will remain for the foreseeable future.

Standard for quantity

- 3.207 A planning standard to be applied to new developments which simply reflects the level of current provision across the county would not be appropriate because the current level provision is more than can be justified by the demand, now or in the future. The key issue is instead to ensure that there is one publicly accessible swimming facility which is good quality and can offer extensive pay and play/casual swimming opportunities.
- 3.208 The modelling findings of the SFC suggest that a rate of provision per 1,000 for individual housing developments should be 10.37 sq m water space per 1,000, based on the population profile for 2036 and a participation rate of growth 10% over the period.

Standard for accessibility

- 3.209 The majority of swimming pool users in Rutland will travel by car, and Sport England research shows that people will travel for up to 20 minutes by car to reach a pool. A formal planning standard of 20 minutes' drive time is therefore proposed.

Standard for design and quality

- 3.210 The quality and design of facilities should reflect current best practice, including design guidance from Sport England, the ASA and other relevant national governing bodies.
- 3.211 It is proposed that the new pool should primarily cater for pay and play/casual swimming, and for swimming lessons, with club training a secondary consideration. The new replacement pool final design will need to be confirmed but should have the following elements:
- 25 m x 4, 5 or 6 lane main pool with depth of 0.9 m to 1.8 m
 - Dry side viewing area with access to temporary pool side informal viewing
 - Changing village

Conclusions and Recommendations

Current supply and demand

- 3.212 The amount of water space in Rutland is theoretically higher than that required by the community for swimming, and everyone should have good access to a pool. However the access policies at Uppingham School, Oakham School and Barnsdale mean that practice there is limited accessibility for anyone on a pay and play basis, but particularly young people and those not able or willing to become members. There is also a need to provide a venue for primary school swimming and learn to swim sessions. Club swimming training opportunities are also limited by the pool availability.
- 3.213 The conditions survey of 2013 raised major concerns about the condition of the roof, and although some remedial works have been undertaken, there are still significant leaks during heavy rain, and heating issues are a cause of concern for both users and staff. The pool is not fit for purpose and its condition will continue to deteriorate over time.
- 3.214 The national governing body for swimming, the ASA supports the need for a new pool and suggests that the pool size should be 4, 5 or 6 lane x 25 m in size.

Future requirements

- 3.215 The need for a public pool in Rutland is justified on the grounds of quality and equality of access. The new pool should be 25m x 4, 5 or 6 lanes in size and located either at Catmose College or another site if the Catmose Pool were closed. Both of these sites have issues and there will be a need to hold high level discussions with both the College and other potential partners prior to the next stage of feasibility. This next stage is needed to determine costs, the options for partnership funding and long term potential revenue support required from the County Council.
- 3.216 A Sport England scenario test to confirm the best pool size and location options would be useful as part of the next stage of feasibility work.

Recommendations

- 3.217 It is proposed to develop a new replacement pool for Oakham with:
- 25 m x 4, 5 or 6 lane main pool
 - Dry side viewing area with access to temporary pool side informal viewing
 - Changing village
- 3.218 This proposal will need a detailed feasibility assessment to consider how it can be delivered, to confirm the site, the detailed design and costs. This should include a scenario test by Sport England using their FPM model.
- 3.219 In relation to new housing developments, there is an identified need for a new pool which will be a county-wide resource. Developers' contributions will therefore be sought in relation to all new housing growth in the County. The swimming pool provision policy for new housing has the following standards:

- 10.37 sq m water space per 1,000 (fully available to the community at peak time i.e. weekday evenings and weekends)
- 20 minute drive time catchment
- Design and quality standard to meet Sport England and the relevant national governing body standards.

3.220 The Sport England Sports Facilities Calculator will be used for all new housing growth to generate the value of the contribution requested.

3.221 The County Council will also develop a strategy to acquire the necessary funding for the facility, through external funders such as Sport England, and potential partner organisations.

HEALTH AND FITNESS

Introduction

- 3.222 This section specifically considers indoor fitness facilities, both fitness gyms and studios. The latter are multi-purpose rooms used for a range of fitness activities and dance, and which are usually an integral part of any leisure centre or commercial fitness site. There is however also extensive use of village, community and other halls for fitness based activities, and this is addressed in the latter section on village and community halls.
- 3.223 The provision of health and fitness facilities (typically including fitness stations) is potentially a key element in achieving increased participation in physical activity, although in Rutland the use of specialist health and fitness gyms and studios is only likely to be part of the picture, with much activity taking place in multi-purpose halls elsewhere. There is no simple way of assessing participation in individual gym and fitness activities in specialist sites, nor the spaces they need. One method is to analyse the provision per 1,000 people of the health and fitness facilities which have a number of 'stations'. A station might be for example a single treadmill.
- 3.224 Health and fitness gyms attract all socio-economic groups and a wide spread of ages. However, there are more women users than men, and most people are aged under 45 years. The more expensive private sector clubs usually provide for the more affluent, whilst local authority facilities and commercial pay-and-play facilities provide for a wider social range, albeit with less facility investment or lower intensity staffing. Health and fitness facilities are often best co-located with other sports facilities because as a net income earner, they can support the financial viability of other facilities, particularly swimming pools.
- 3.225 The Inclusive Fitness Initiative encourages equipment and facilities to be fully accessible to people with a range of disabilities. At present there are no IFI accredited facilities in Rutland and the nearest ones are in Stamford and Corby.
- 3.226 There are no National Governing Bodies for fitness and gym activities.

Participation in fitness activities

- 3.227 The Sport England Active People Survey concludes that the third most popular activity in Rutland is gym (including activities such as fitness classes), with fitness/conditioning as the fourth most undertaken activity (includes weight training, running machines, cross training and circuit training). The rates of participation in gym activities in Rutland appears to be lower than either the regional and England average rates, but the rate of participation in fitness and

conditioning is significantly higher in Rutland again compared to the regional and national averages.

Current provision

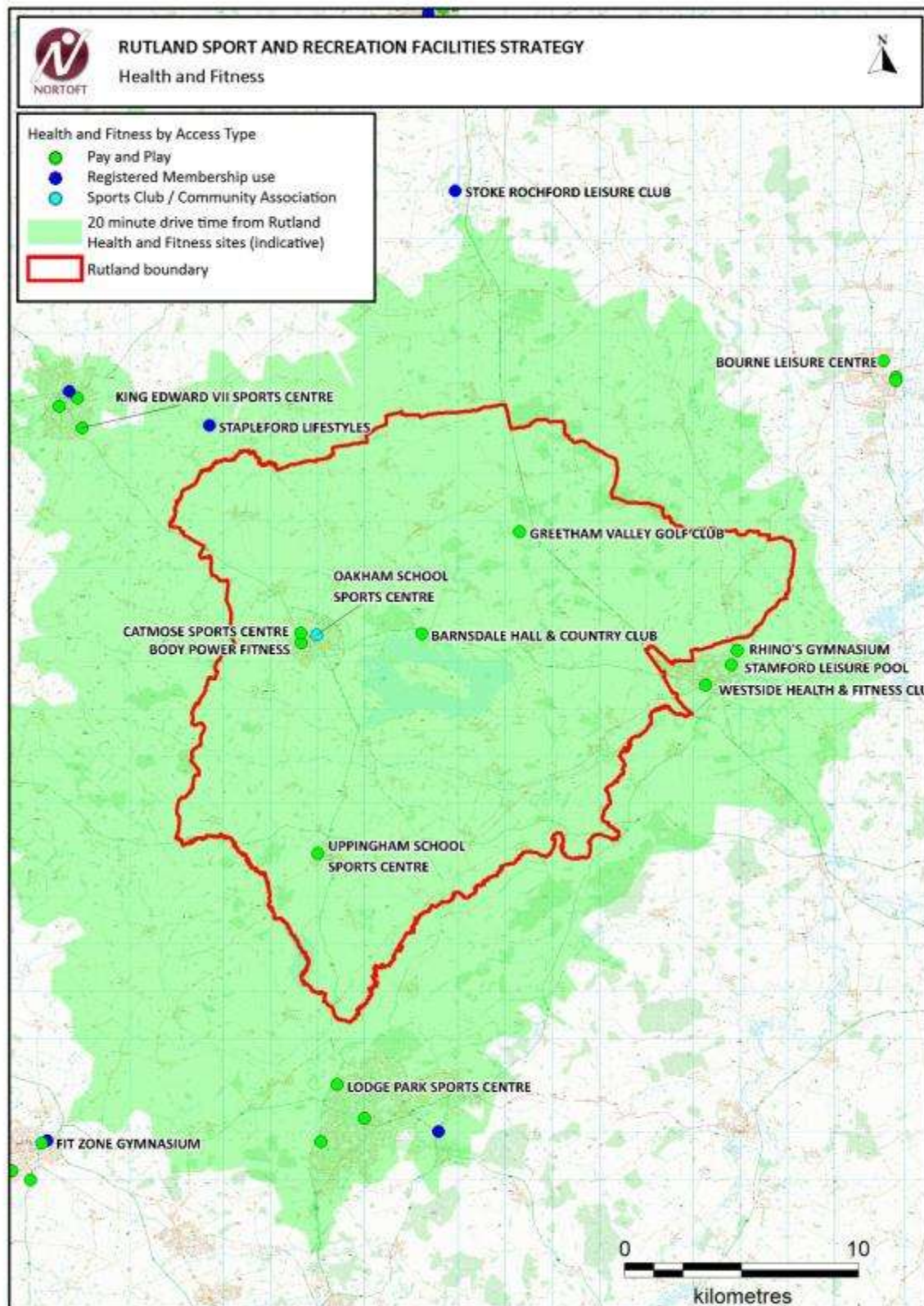
3.228 There are currently 6 health and fitness sites available to the community in Rutland see Figure 33, which are mapped in Figure 34 together with the sites on the edges of the adjoining authorities. The green shading shows a 20 minute drive catchment time from the facilities in Rutland itself, and it is clear that everyone with access to a car can reach at least one facility with public access across the whole of the authority.

3.229 Of the facilities stations available to community use within Rutland (with 203 stations) about 37% are through commercial providers, and 33% are provided at the two independent school sites. The Catmose centre is the only pay and play opportunity in Rutland.

Figure 33: Health and fitness - current provision

Site Name	Stations	Studios	Access Type	Ownership Type	Management Type
BARNSDALE HALL & COUNTRY CLUB	25	1	Registered Members	Commercial	Commercial Management
BODY POWER FITNESS	39	0	Registered Members	Commercial	Commercial Management
CATMOSE SPORTS	60	2	Pay and Play	Academies	Trust
GREETHAM VALLEY GOLF CLUB	11	0	Registered Members	Commercial	Commercial Management
OAKHAM SCHOOL SPORTS CENTRE	18	0	Sports Club / Community Association	Other Independent School	School/ College/ University (in house)
UPPINGHAM COMMUNITY COLLEGE	0	1	Sports Club / Community Association	Foundation School	School/ College/ University (in house)
UPPINGHAM SCHOOL SPORTS CENTRE	50	3	Registered Members	Other Independent School	School/ College/ University (in house)

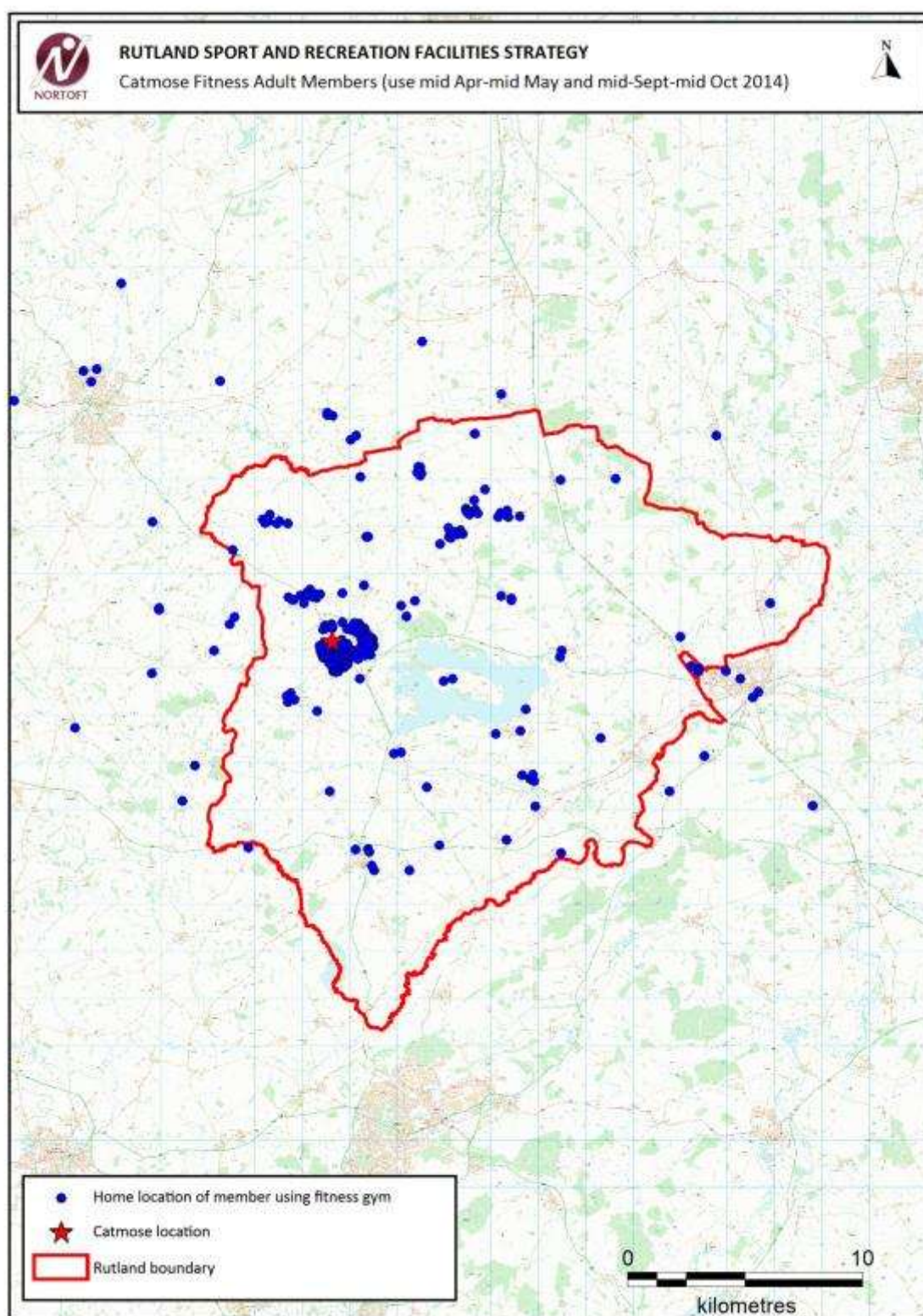
Figure 34: Health and fitness – fitness stations



Assessment of current supply/demand

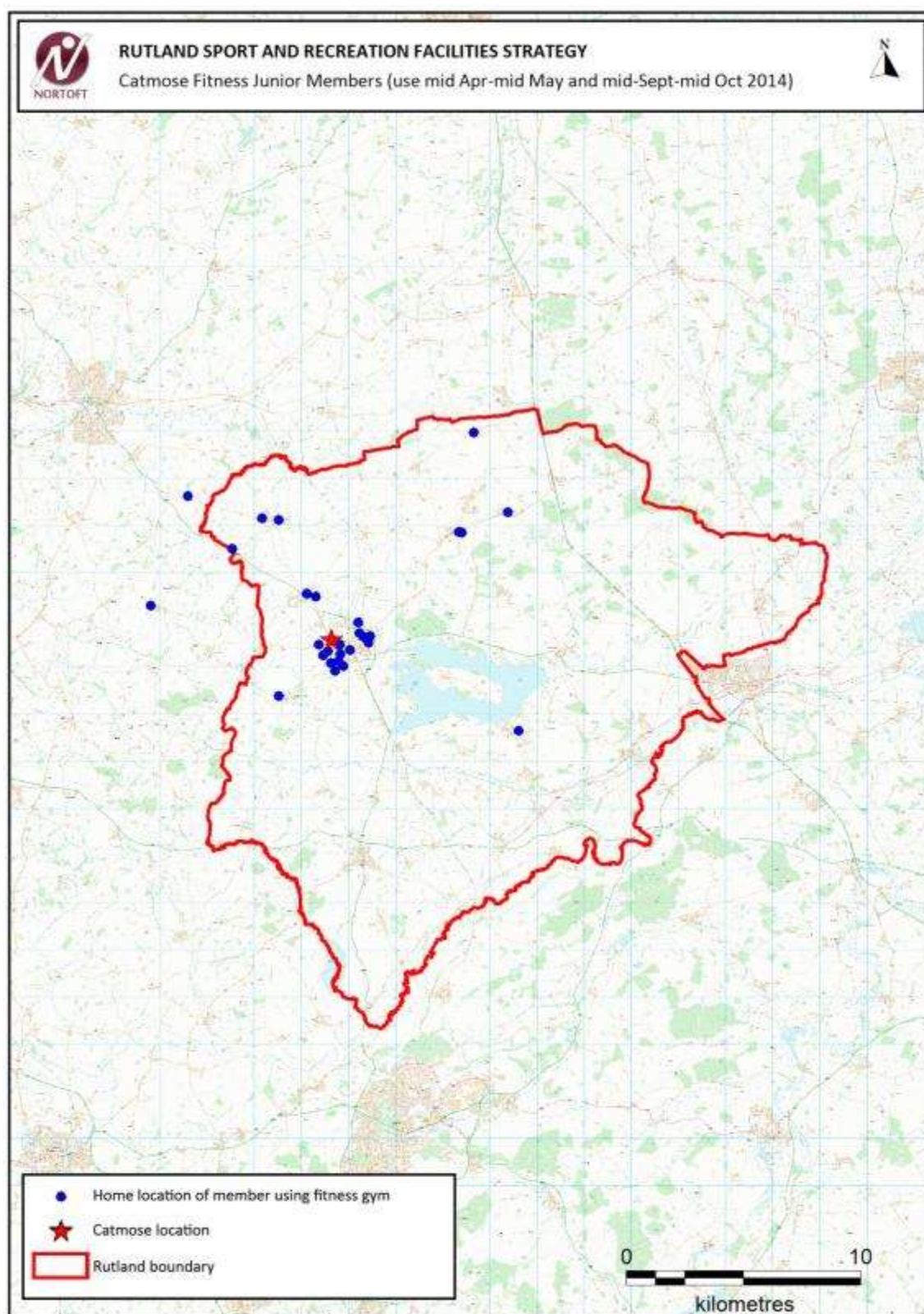
- 3.230 Health and fitness facilities are often co-located with other sports facilities because as a net income earner, they can support the financial viability of other facilities, particularly swimming pools. There is no easy way of assessing the balance in supply and demand, however as a significant proportion of the fitness gyms with fitness stations and studios are based at commercial sites, it can be assumed that the demand for facilities balances the supply.
- 3.231 Both Catmose and Uppingham Sports Centre are linked to Rutland's Exercise Referral Scheme which is run in conjunction with Leicestershire NHS Partnership Trust, Rutland County Council, Local GPs and Hospitals.
- 3.232 Facility throughput information is only available for Catmose, and this shows that there were approximately 59,000 fitness visits for the year ended March 2014. Figures 35 and 36 show the home locations for both adult and junior fitness members for two periods of time in spring and autumn 2014. This shows that Catmose is used by adults from across Rutland although most are from Oakham, whilst the junior use spread is much smaller, primarily around Oakham itself.

Figure 35: Adult membership use of Catmose fitness 2014



Contains Ordnance Survey data © Crown copyright and database right, 2015.

Figure 36: Junior membership use of Catmose fitness 2014



Modelling

Market Segmentation and sports development

- 3.233 Fitness gym and related activities appeal to a number of the largest Market Segment groups in Rutland, and will include activities such as: gym, step machine, yoga, pilates, body combat, gym running, aerobics, and exercise bike. This level of interest will help to retain the relative high levels of health and fitness provision within the county.

Comparator authorities' provision

- 3.234 Using the data available on Active Places it is possible to compare the general levels of facility provision for Rutland with its CIPFA benchmark authorities and other similar authorities for fitness facility provision. This comparison is another way of reviewing the amount of provision in Rutland, though it does not take account of the distribution nor quality of the facilities. However the broad comparison provides a useful general feel for the amount of provision in the authority compared to similar authorities across England. From Figure xx, it is clear that Rutland generally has more studio space per 1000 than its comparators, and that the rate of provision of fitness stations is also relatively high.

- 3.235 The comparators have also been used as a starting point for the Nortoft Calculator.

Comparator authorities and fitness provision

Nearest Neighbour	Population at 2015 (ONS figure, at 2012)	Health and Fitness (number of stations)		Studios (number of)	
		Total	Per 1000 people	Total	Per 1000 people
Rutland	37,000	203	5.49	7	0.19
Cheshire East	376,100	2793	7.43	52	0.14
County of Herefordshire	187,700	751	4.00	14	0.07
Shropshire	311,500	1592	5.11	19	0.06
Wiltshire	484,400	2094	4.32	49	0.10
Christchurch	49,000	98	2.00	4	0.08
Purbeck	45,600	173	3.79	5	0.11
West Somerset	34,700	75	2.16	3	0.09
East Midlands	4,652,000	26381	5.67	396	0.09
England	54,613,000	328801	6.02	5276	0.10

Assessment of Future Needs

Nortoft Calculator

- 3.236 The Nortoft Calculator (Figure 37 for number of stations, and Figure 38 for number of studios) forecasts future need based upon both changes in the population and the anticipated growth in participation. This version of the model compares the rate of provision in Rutland to the CIPFA benchmark authorities (Cheshire East, Herefordshire, Shropshire, Wiltshire) and also to the national and East Midlands figures, and to the other similar sizes authorities of Christchurch, Purbeck and West Somerset.
- 3.237 It is clear that the amount of provision per 1,000 for the fitness stations varies very significantly between the authorities, with Cheshire East being much higher, but Christchurch and West Somerset being much lower. Rutland is closest to the rates of provision for the East Midlands and Shropshire.
- 3.238 The model suggests that if the same access to facilities is to be retained in Rutland over the period up to 2036, then around 44 additional stations would be needed by 2036. This is effectively a new fitness gym of similar size to that at Uppingham School, slightly smaller than at Catmose.
- 3.239 In relation to studio space, the current rate of provision in Rutland is higher than for any of the comparators. If the same level of access was to be retained in the future, including both an allowance for new housing and growth in participation, then a further 2 studios may be required in the period up to 2036. However given that there is already a high rate of provision, additional facilities are not a high priority.
- 3.240 The Nortoft Calculator does not take into account the potential impact of the aging population of the authority. The estimated level of future demand suggested by the model is therefore likely to be slightly higher than that achieved by 2036.

Summary of future requirements

- 3.241 The rate of provision in Rutland is likely to reflect the relative affluence of the area and the overall scale of demand is unlikely to change significantly over the period. If an allowance of 0.5% per annum is made in the rate of participation, then there is only a small additional need for fitness stations up to 2036, approximately 44 stations. The existing high rate of provision of studio space suggests that new provision should probably not be an investment priority for the future.

Figure 37: Nortoft Calculator – health and fitness - stations

Comparator	Current supply (Number of fitness stations)	Rate of provision per 1000	Change in provision for Rutland required to bring levels in line with comparator (with assumed 0.5% increase in participation per year)					Total provision proposed (existing plus new)					Rate of provision per 1000 at 2036 (stations per 1000) based on current comparator rates
			2015	2021	2026	2031	2036	2015	2021	2026	2031	2036	
			(population 37,000)	(population 38,083)	(population 39,079)	(population 39,918)	(population 40,641)	(population 37,000)	(population 38,083)	(population 39,079)	(population 39,918)	(population 40,641)	
Rutland	203	5.49	0	12	23	34	44	203	215	226	237	247	6.07
National	328,801	6.02	19	33	45	57	67	222	236	248	260	270	6.65
East Midlands	26,381	5.67	6	19	31	41	52	209	222	234	244	255	6.27
Cheshire East	2,793	7.43	71	88	103	117	131	274	291	306	320	334	8.21
Herefordshire	751	4.00	-55	-46	-38	-31	-23	148	157	165	172	180	4.42
Shropshire	1,592	5.11	-14	-3	8	17	26	189	200	211	220	229	5.65
Wiltshire	2094	4.32	-43	-34	-25	-17	-9	160	169	178	186	194	4.77
Christchurch	98	2.00	-129	-125	-121	-117	-113	74	78	82	86	90	2.21
Purbeck	173	3.79	-63	-54	-47	-40	-33	140	149	156	163	170	4.19
West Somerset	75	2.16	-123	-118	-114	-110	-106	80	85	89	93	97	2.39

Figure 38: Nortoft Calculator – health and fitness – studios

Comparator	Current supply (Number of studios)	Rate of provision per 1000	Change in provision for Rutland required to bring levels in line with comparator (with assumed 0.5% increase in participation per year)					Total provision proposed (existing plus new)					Rate of provision per 1000 at 2036 (studios per 1000) based on current comparator rates
			2015	2021	2026	2031	2036	2015	2021	2026	2031	2036	
			(population 37,000)	(population 38,083)	(population 39,079)	(population 39,918)	(population 40,641)	(population 37,000)	(population 38,083)	(population 39,079)	(population 39,918)	(population 40,641)	
Rutland	7	0.19	0	0	1	1	2	7	7	8	8	9	0.21
National	5,276	0.10	-3	-3	-3	-3	-3	4	4	4	4	4	0.11
East Midlands	396	0.09	-4	-3	-3	-3	-3	3	4	4	4	4	0.10
Cheshire East	52	0.14	-2	-2	-1	-1	-1	5	5	6	6	6	0.15
Herefordshire	14	0.07	-4	-4	-4	-4	-4	3	3	3	3	3	0.08
Shropshire	19	0.06	-5	-5	-5	-4	-4	2	2	2	3	3	0.07
Wiltshire	49	0.1	-3	-3	-3	-3	-3	4	4	4	4	4	0.11
Christchurch	4	0.08	-4	-4	-4	-4	-3	3	3	3	3	4	0.09
Purbeck	5	0.11	-3	-3	-2	-2	-2	4	4	5	5	5	0.12
West Somerset	75	0.09	-4	-3	-3	-3	-3	3	4	4	4	4	0.10

Sport Structures 2013 findings and recommendations

Sport Structures Review of Indoor Sport and Recreation Facilities in Rutland 2013

3.242 The recommendations of the report were

- *Maximise use of existing studio and multi-purpose spaces - There are facilities that are under used by clubs specifically small dance and martial arts spaces. The leisure and recreation team should broker relationships between facilities and clubs to ensure that any facilities that are under used can be used by clubs at a suitable cost.*

3.243 An extract from the assessment section of the report is provided below:

4.3 There are eight health and fitness suites in the County offering over 201 fitness stations and seven studios. Most of the studios are small rooms with hard floors most are dedicated spaces for dance and fitness classes several have fixed wall mirrors and dance bars. The studio at Uppingham Community College is a drama studio which is used for dance classes. The health and fitness suite within Kendrew Barracks which is used by MOD personnel and their families but it is not open for general use by the wider community.

4.4 The health and fitness suites are at a high standard as all run a membership scheme so are competing for new members and need to deliver high quality experiences in order to retain members. Several suites can be accessed on a pay and play basis without the need for a membership commitment (Barnsdale Hall allows day passes to the club and Body Power Fitness and Catmose College have an option to pay and play). The studio spaces at Uppingham Sports Centre and Catmose Sports Centre provide high quality spaces for dance and fitness classes.

3.244 42 of the clubs responding to the survey which informed the assessment used 1 court hall or studio type spaces. The clubs activities were mainly bowls, dance, fitness and martial arts.

3.245 The report considered that the impact of the opening hours on the fitness suite provision and studio space meant that there was a deficit of provision across all of Rutland, with the exception of Uppingham. However this finding is at odds with the conclusions and recommendations which stated:

7.1 The health and fitness suite provision which provides fixed fitness equipment and free weights areas has limited community access on a pay and play basis. This part of the sports industry is dominated by private facilities which capitalize on a membership approach the level of private provision and membership based provision in Rutland is not dissimilar to that within other areas. Although the provision with community access is below the minimum standard discussions with the managers of the facilities indicated that several were operating below capacity and had opportunities for new members and increased pay and play activity. The studio space

in Rutland also appears to be at a deficit although similar discussions with facility managers highlighted that some of the existing studio spaces were being under used. This may be due to the cost or perceived cost of space at facilities such as Uppingham School Sports Centre and Catmose Sports Centre. Some clubs and individual class instructors have identified that the cost of studio space is limiting.

- We recommend that the use of existing studio space is explored. There are facilities that are under used by clubs specifically small dance and martial arts spaces. The leisure and recreation team should broker relationships between facilities and clubs to ensure that any facilities that are under used can be used by clubs at a suitable cost. For example the Archery corridor at Uppingham Sport Centre and Studio spaces are currently under used by clubs.*

Rutland Sport and Recreation Community Facilities Delivery Plan (For consultation), January 2014

- 3.246 The report findings (paragraph 3.4) states that fitness suites and gyms are considered to be in quite good condition, needing only minor, or no improvements. The use of village halls for fitness activities is however flagged as an issue because these halls are not ideal, including in relation to temperature and the need to move equipment.
- 3.247 The report included a recommendation for the sports development team to explore the better use of studio space, and help to broker the relationship between clubs/organisations and the facility operators. No formal investment priorities were identified.

Need for updating

- 3.248 The findings of the Sport Structures reports overall and recommendations are confirmed by the 2015 updated assessment.
- 3.249 Due to the high level of provision, it is now proposed that no formal planning standards are adopted for health and fitness provision. The key requirement is to retain those sites in secure community access, particularly the pay and play access at Catmose and the Exercise Referral Schemes at both Catmose and Uppingham Sports Centres.

Meeting the needs of the future

- 3.250 The existing high rate of provision of health and fitness facilities, both measured by the number of fitness stations and the number of studios, and the limited extra demand over the period up to 2036, suggests that the existing facilities should be largely capable of meeting the needs of the future. No specific new facilities are therefore required, and any major additional provision would need to be carefully assessed for viability.

Justifying developers' contributions

- 3.251 Given the high level of fitness provision in Rutland, the good quality of the facilities and the limited extra demand anticipated up to 2036, formal planning standards to deliver new facilities are not required, but a standard which sets the quality for any new facility or refurbishment proposal is required. There is also a need for an accredited Inclusive Fitness Initiative (IFI) gym facility in Rutland as the nearest are at Corby and Stamford.

Standard for quantity

- 3.252 There is no requirement for a general standard for fitness facilities, however there is a need for one of the existing fitness facilities to become an accredited IFI gym.

Standard for design and quality

- 3.253 The quality and design of facilities should reflect current best practice, including design guidance from Sport England and the national governing bodies. This should apply to refurbishment proposals as well as new build.

Conclusions and Recommendations

Current supply and demand

- 3.254 Rutland has a high level of studio space compared to most similar authorities elsewhere, although it has a lower rate of provision per 1,000 for the number of fitness station than either the national or regional average.
- 3.255 Everyone with access to a car can reach a fitness facility with fitness stations within 20 minutes' drive time. However the relatively high costs of gym membership at either Catmose or Uppingham Sports Centre can be prohibitive, and there is currently no IFI accredited centre in the County. The lower cost options of fitness and gym elsewhere, including at several of the multi-purpose halls across the County, are therefore also an important opportunity for many residents.
- 3.256 The findings of the previous studies in 2013 and 2014 confirm this latest assessment, and the fact that some of the existing facilities are not fully used, although there are still places where clubs are finding difficulties of booking a suitable space at the times that they need. The 2013 and 2014 reports state that most fitness facilities are good quality, and do not require significant investment.

Future requirements

- 3.257 In relation to fitness facilities there will be a deficit in the capacity needed for the community up to 2036, with a shortfall of around 44 fitness stations. There does not appear to be any additional need for specialist studio space.
- 3.258 There is also however a need to retain the existing secure community fitness facilities, at Catmose and at Uppingham Sports Centre, in part as these host the Exercise Referral programmes for the authority. There is also a need to achieved IFI accreditation for at least one site in Rutland, which should be either / or at Catmose and Uppingham Sports Centre as these host the Exercise Referral programme. The cost of achieving this accreditation needs to be confirmed as it is not known if additional equipment/facilities would be required.
- 3.259 The potential additional demand for health and fitness facilities in the period up to 2036 is unlikely to strong enough to require a major new additional health and fitness facility that would be needed as an income generator to support a new swimming pool proposal.
- 3.260 There may be potential to use green gyms and outdoor fitness trails to improve the fitness facility opportunities as several sites in Rutland, but these would require a more detailed assessment of their costs and benefits.

Recommendations

- 3.261 It is proposed to protect and maintain as high quality the fitness facilities at Catmose and at Uppingham Sports Centre.
- 3.262 It is proposed to achieve Inclusive Fitness Initiative (IFI) accreditation at Catmose and /or at Uppingham Sports Centre. This will be a strategic facility which will cater for all Rutland residents.
- 3.263 The potential for the provision of green gyms and outdoor fitness trails will be explored, and the costs of provision will be confirmed as part of local feasibility studies.
- 3.264 In relation to new housing developments, where there is an identified need for specific facility investment this will need to meet the Community Infrastructure Levy (CIL) tests to justify contributions from specific developments. All new housing developments should contribute towards the development of the IFI centre, as it is a county-wide strategic facility; and will be additionally expected to contribute on a proportional basis to identified and costed green gym or outdoor fitness trails schemes within the settlement/parish where the development is located.

3.265 The quality and design of facilities should reflect current best practice, including design guidance from Sport England. This should apply to both new facilities and refurbishment.

ATHLETICS

Introduction

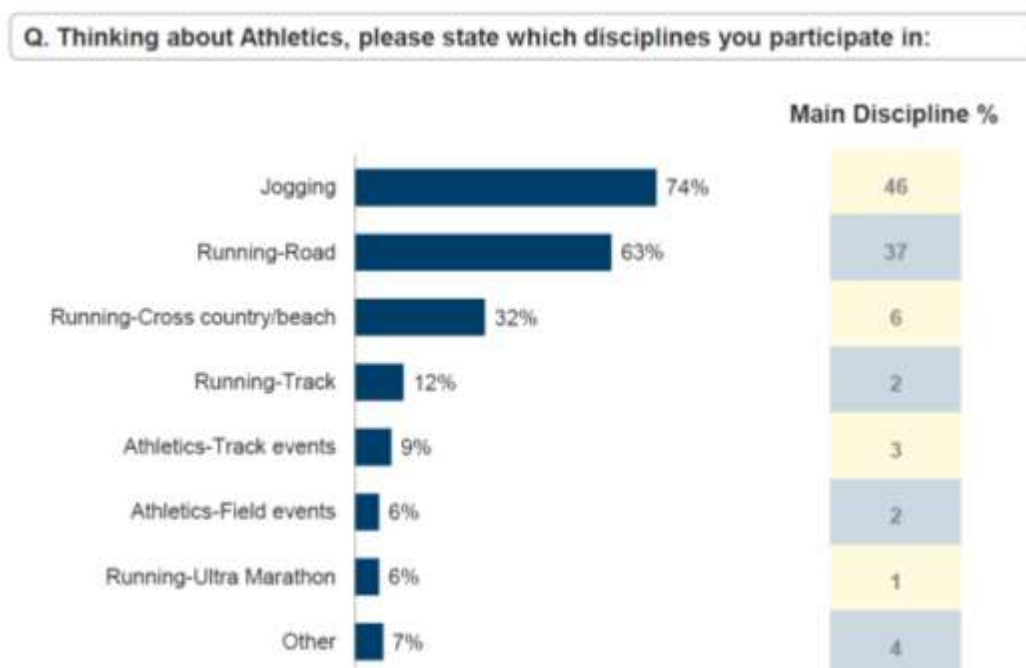
- 3.266 Participation in athletics which includes athletics field, athletics track, running track, running cross-country/road, running road, running ultra-marathon, and jogging has increased nationally during the period 2007/08 to 2013/14 from 1.6 million adults taking part at least once a week to 2.9 million. Athletics generally attracts more men (60%) than women (40%).
- 3.267 Research by Sport England has shown that about 10% of athletics activity takes place at a track, with 90% elsewhere. This report therefore considers both synthetic athletics track provision and other athletics needs.

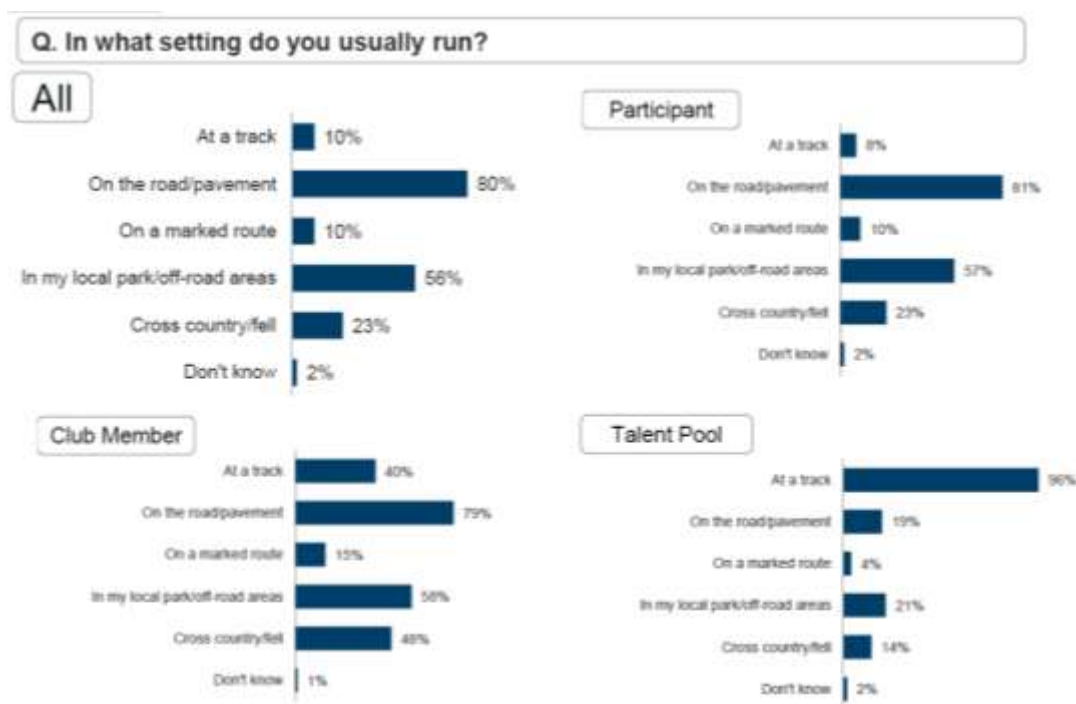
Participation in athletics

- 3.268 Sport England research considers the split between the different types of athletics activity and where it takes place. The results of the national level research published in 2012 are given in Figure 39.

Figure 39: Athletics participation details

Source: Satisfaction with the quality of the sporting experience survey (SQSE 4)
Results for Athletics: Trends 2009-2012, July 2012 (Sport England)

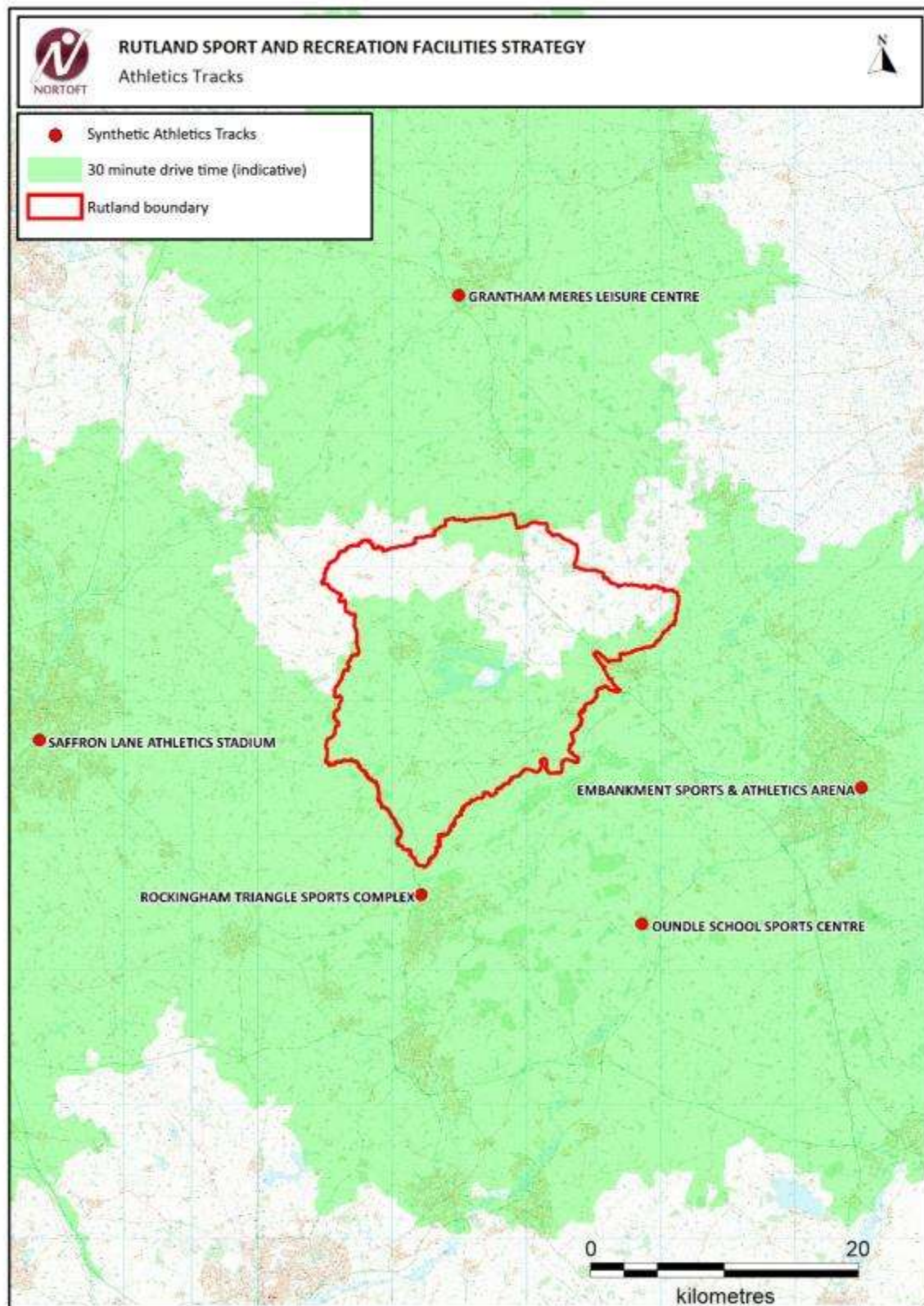




Current provision

- 3.269 There are no synthetic athletic tracks in Rutland, but there are tracks in the nearby authorities at: Corby, Leicester, Peterborough, and Grantham. Of these tracks, the sites at Corby and Peterborough were certified by UK Athletics as Certificate A, and the others were Certificate B as at June 2014. The Certificate A tracks are able to host all types of athletics competitions, whilst at those with a B rating are restricted in some regard. A 30 minute drive time catchment is known to be appropriate for athletics tracks in rural areas, and Figure 40 shows how the 30 minute catchment areas for these tracks within the nearby authorities can cater for part of Rutland.
- 3.270 The Rutland Athletic Club currently meets at The Rutland Showground in Oakham for training for field disciplines and cross country running.
- 3.271 There does not appear to be regular indoor sports hall athletics training in Rutland, although Catmose College has a record of success in inter-schools competitions.
- 3.272 There are currently no outdoor “compact athletics facilities” in Rutland which would support training.

Figure 40: Athletics tracks locations with 30 minute catchment



National Governing Body comments and strategies

- 3.273 There are two governing bodies overseeing athletics in England, England Athletics and UK Athletics. The latter has recently produced its new Facilities Strategy, which sets a new set of principles for the delivery of athletics in the home nations.

UK Athletics Facilities Strategy 2014-2019

- 3.274 This has two main sections; Track and Field, and Running Facilities. In relation to Track and Field, UK Athletics have recognised a need to make the current network of outdoor tracks more sustainable, and also a need for the development of “Compact Athletics Facilities” which are designed to encourage and support entry level track and field athletics. These simple facilities are expected to be flexible in design and provide basic run/jump/throw opportunities. There are no set layouts or requirements, so there are no set costs. However co-location with other facilities or sports is encouraged.
- 3.275 The current use of The Rutland Showground site by Rutland Athletic Club would potentially fall into the Compact Athletics Facilities criteria. This site or potentially another suitable venue and might be a future focus for athletics, and might be able to attract support from England Athletics once their strategy is reviewed and comes into line with that of the UK Athletics.
- 3.276 The development of a new 6 or 8 lane track in Rutland would not appear to fit with the UK Athletics priorities, although if one was developed in Rutland independently, for example by either Oakham or Uppingham schools, then this would no doubt be welcomed. If so, some community use would be expected to be offered, and might be best secured through planning conditions.
- 3.277 UK Athletics are seeking access to appropriate indoor training opportunities year round, ideally within a 20 minutes’ drive time. These facilities are expected to be multi-purpose in areas such as Rutland.
- 3.278 In relation to other running facilities, the UK Athletics strategy focuses on supporting new running facility solutions in areas where the removal of physical barriers will help unlock latent demand. UK Athletics are proposing three levels of routes; beginner fitness routes (Greenline) primarily in city areas which are designed to be safe and well-marked for absolute beginners; marked national running routes that provide easy access to local running/jogging opportunities; and closed circuit training and competition routes which are traffic free. The Greenline and marked routes approach are already being promoted and implemented by Run England, part of England Athletics.

England Athletics' Strategic Facilities Plan 2012-2017

- 3.279 This strategy has a number of sections and also identifies priority locations for England Athletics investment which are mainly large cities, and therefore does not include Rutland. The key points from the England Athletics strategy are drawn out below.

Road and Off-Road Running

- 3.280 The development and promotion of at least one measured running route in every town or city with a population of over 100,000 by 2017.
- 3.281 Although Rutland falls well below this population figure, the opportunities presented by the county are very significant, and include the track around Rutland Water, the county's quiet roads and its traffic free routes. The current national focus on this type of running could offer Rutland significant potential by supporting local routes in Oakham and Uppingham, and potentially in the Local Service Centres. The County may also wish to actively explore the option of developing longer marked running routes and/or closed circuit routes in appropriate locations, the latter in conjunction with Run England.

Track and Field

- 3.282 The facility priorities for 2012-2017 include the upgrading of field event facilities and equipment, clubhouse modernisation projects, access improvements for disabled athletes, and track floodlighting. As Rutland does not have a track, this does not apply.
- 3.283 When England Athletics updates its strategy and introduces support to Compact Athletics Facilities, there may be opportunities for Rutland within this programme.

Indoor Facilities

- 3.284 Sports halls are a key component of club athletics activity and are a vital resource, particularly during the winter months for circuit training and other forms of fitness training. Although multi-purpose, they provide indoor space for sports hall athletics, entry level activities for young people, and a range of other athletics training and learning programmes.
- 3.285 There does not appear to be any regular indoor athletics club training in Rutland, so this is a potential need.

Modelling

- 3.286 A number of tools have been used to assess the future needs for athletics tracks and the results are set out below. Sport England's Facilities Planning Model and Sports Facility Calculator are not available for athletics tracks, and it should be noted that it is not possible to do formal modelling on the non-track based athletics activities.

Market Segmentation and sports development

- 3.287 The Market Segmentation information from Sport England suggests that athletics (including jogging etc.) is an appealing sport for several of the largest Market Segments in Rutland, although this is often considered the 4th or 5th most attractive sport.
- 3.288 In relation to wider sports development, athletics are offered via schools, both outdoor, and as sports halls athletics.

Comparator authorities' provision

- 3.289 Using the data available on Active Places it is possible to compare the general levels of athletics provision for Rutland with its CIPFA benchmark authorities and other similar authorities. This comparison is useful way of reviewing the amount of provision in Rutland, though it does not take account of the distribution, quality of the facilities, or accessibility of facilities over the authority's borders. However the broad comparison provides a general feel for the amount of provision in the authority compared to similar authorities elsewhere. This comparison suggests that the lack of an athletics track in Rutland is not unusual, particularly for the smaller authorities.
- 3.290 The comparator information appears in the Nortoft Calculator, in Figure xx.

Assessment of Future Needs

Nortoft Calculator

- 3.291 The Nortoft Calculator forecasts future need for facilities based upon both changes in the population and the anticipated growth in participation of 0.5% per annum. Figure 41 suggests that there will still be insufficient demand from the community to justify a community led athletics track even by 2036.
- 3.292 The Nortoft Calculator does not take into account the potential impact of the aging population of the authority. The estimated level of future demand suggested by the model is therefore likely to be slightly higher than that achieved by 2036.

Figure 41: Nortoft Calculator results – athletics tracks

Comparator	Current supply (Number of synthetic tracks)	Rate of provision per 1000	Change in provision for Rutland required to bring levels in line with comparator (with assumed 0.5% increase in participation per year)					Total provision proposed (existing plus new)					Rate of provision per 1000 at 2036 (tracks per 1000) based on current comparator rates
			2015	2021	2026	2031	2036	2015	2021	2026	2031	2036	
			(population 37,000)	(population 38,083)	(population 39,079)	(population 39,918)	(population 40,641)	(population 37,000)	(population 38,083)	(population 39,079)	(population 39,918)	(population 40,641)	
Rutland	0	0.00	0	0	0	0	0	0	0	0	0	0	0.00
National	289	0.01	0	0	0	0	0	0	0	0	0	0	0.01
East Midlands	14	0.003	0	0	0	0	0	0	0	0	0	0	0.00
Cheshire East	2	0.01	0	0	0	0	0	0	0	0	0	0	0.01
Herefordshire	1	0.01	0	0	0	0	0	0	0	0	0	0	0.01
Shropshire	2	0.01	0	0	0	0	0	0	0	0	0	0	0.01
Wiltshire	2	0.004	0	0	0	0	0	0	0	0	0	0	0.00
Christchurch	0	0.00	0	0	0	0	0	0	0	0	0	0	0.00
Purbeck	0	0.00	0	0	0	0	0	0	0	0	0	0	0.00
West Somerset	1	0.03	1	1	1	1	1	1	1	1	1	1	0.03

Summary of future requirements

- 3.293 The modelling tools indicate that even allowing for a 0.5% annual growth in participation in athletics and new housing, there will be insufficient growth in demand to justify major community investment into a synthetic athletics track. However this assumes that the existing track provision in Corby, Peterborough, Grantham and Leicester continues into the longer term. If any of these tracks were to close, then the need for athletics in Rutland would need to be reviewed.
- 3.294 Give the distance of the other tracks, there is potentially justification for support to other athletics provision, in particular the development of a Compact Athletics Facility in association with Rutland Athletics Club. There may also be a need to support the use of sports halls for indoor athletics training.
- 3.295 There is also an opportunity to further support the existing non-track based athletics taking place in the county, both for training and competition.

Sport Structures 2013 findings and recommendations

Sport Structures Review of Outdoor Sport and Recreation Facilities in Rutland 2013

- 3.296 The report considered athletics and had the following summary:

4.36 Rutland Athletic Club will be relocating to a 400m grass athletics track at the Hawksmead playing fields in Oakham North. The relocation should enable a growth in both junior and senior participation. Indoor sessions are held at Catmose College in the original sports hall, but there are limitations to its use. The club have also ceased to use the Rockingham Triangle Sports Centre track in Corby because of the distance, which has had a negative impact upon the club's membership. Although the track at Corby is within the provision guidelines provided by UK Athletics that suggests that there should be a minimum of one 6 lane synthetic track within 45 minutes' drive time in rural areas.

Rutland Sport and Recreation Community Facilities Delivery Plan (For consultation), January 2014

- 3.297 This report included reference to the indoor training need for athletics, and the comment made by Rutland Athletics Club that the new sports hall is too expensive. There were no specific recommendations in relation to athletics provision in the future.

Need for updating

- 3.298 The findings of the previous reports are sound, but there are now potentially new opportunities for athletics following the production of the UK Athletics Facilities Strategy 2014-2019 and the emphasis on local training opportunities via the

Compact Athletics Facilities concept. This new approach is expected to be taken up by England Athletics when they revise their own strategy, and consequently bring fresh funding opportunities to the County.

Meeting the needs of the future

- 3.299 In relation to outdoor synthetic track provision, should an independent proposal come forwards, then this should be supported in policy terms by the County, although it would not be a community investment priority. Any such track could provide for the relatively limited community demand through the application of planning conditions.
- 3.300 There appears that there some potential need for indoor training. However as the facilities required are multi-purpose sports hall space rather than specialist facilities, there is no requirement for new provision. Instead it is likely to be a need for appropriately costed access to the existing sports halls, with the larger halls at Catmose and Uppingham being best suited to the activity.
- 3.301 The new UK Athletics promoted Compact Athletics Facility scheme may be useful to explore to support the growth of Rutland Athletics Club. There could be alternative locations considered for this, including The Rutland Showground where the club is currently based, or at an education site if community use could be assured long term.
- 3.302 The development of marked running routes and potentially closed circuit sites in Rutland offer a real opportunity for the county. There are a number of traffic free routes already in existence, and there may be opportunities to develop these further, possibly in including the track around Rutland Water.

Justifying developers' contributions

- 3.303 The assessment and analysis of the needs for Rutland in relation to athletics suggests that there may be justification for a Compact Athletics Facility to support the Rutland Athletics Club. A formal feasibility study is required to confirm the nature, location, cost and viability of the facility, but if developed would be a strategic facility catering for all of Rutland residents. Developers' contributions from all housing sites in Rutland would therefore be justified towards the development of the facility.

Conclusions and Recommendations

Current supply and demand

- 3.304 There is one athletics club in Rutland, the Rutland Athletics Club which trains at The Rutland Showground. This is a relatively small club which has limited training needs.
- 3.305 Although Rutland does not have a synthetic track itself, there are tracks at Corby, Peterborough, Grantham and Leicester. Together these enable access to a synthetic track for many Rutland residents within 30 minutes' drive time.

Future requirements

- 3.306 There are no specific requirements for a synthetic track in Rutland at this time and this situation is unlikely to change over the period up to 2036 unless the tracks in the nearby authorities close.
- 3.307 There are however opportunities which could be explored which would build on the current club's activities and the unique appeal of Rutland. This should include, if confirmed through a feasibility study, the development of a Compact Athletics Facility, designed to meet the needs of the Rutland Athletics Club.
- 3.308 Marked running routes in Oakham, Uppingham and potentially elsewhere should be actively considered along with closed circuit traffic free routes for training and competitions. This provision requires confirmation in terms of potential routes and locations, and the cost of provision.

Recommendations

- 3.309 It is proposed to support the continuation of Rutland Athletic Club, with at minimum the protection and improvement of their current site at The Rutland Showground.
- 3.310 It is proposed to develop one Compact Athletics Facility for Rutland fully available to the community at peak time, i.e. weekday evenings and weekend. This facility will be a strategic facility, meeting the needs of all Rutland residents. A feasibility study will be undertaken to confirm design, location, viability and cost.
- 3.311 It is also proposed to develop one or more closed circuit traffic free route for training and competition. A feasibility study will be undertaken to confirm design, location, viability and cost.
- 3.312 It is proposed to develop marked running routes in Oakham, Uppingham and potentially elsewhere. The routes and costs of provision will be confirmed as part of local feasibility studies.
- 3.313 In relation to new housing developments, where there is an identified need for specific facility investment this will need to meet the Community Infrastructure Levy (CIL) tests to justify contributions from specific developments. All new housing developments should contribute towards the proposed Compact Athletics

Facility and closed circuit traffic free routes as these will be countywide strategic facilities. A contribution on a proportional basis will also be sought towards identified and costed marked running routes within the settlement/parish where the development is located.

- 3.314 If there is sufficient demand, Rutland County Council will work with its partners to increase the amount of programmed time in a sports halls for indoor athletics training.

INDOOR BOWLS

Introduction

- 3.315 National level research demonstrates that bowls is one of the very few sports which primarily attracts older people (55 years plus), and that it draws the largest proportion of its players from the higher socio-economic groups.
- 3.316 Indoor bowls greens normally have multiple rinks, but these can vary in number. Two is probably the smallest usable size, but the larger sites often have 8 rinks or more.

Participation in bowls

- 3.317 Sport England estimates that nationally about 264,000 adults take part in bowls at least once a week, but there is no specific split between indoor bowls and outdoor.
- 3.318 Indoor bowls is not universally popular throughout England. There are significant regional variations in the provision of indoor bowls centres (IBCs) across the country. Historically, indoor bowls has proved more popular in areas of England where the outdoor game is 'flat green' rather than 'crown green', and the bowling in Rutland is flat green.

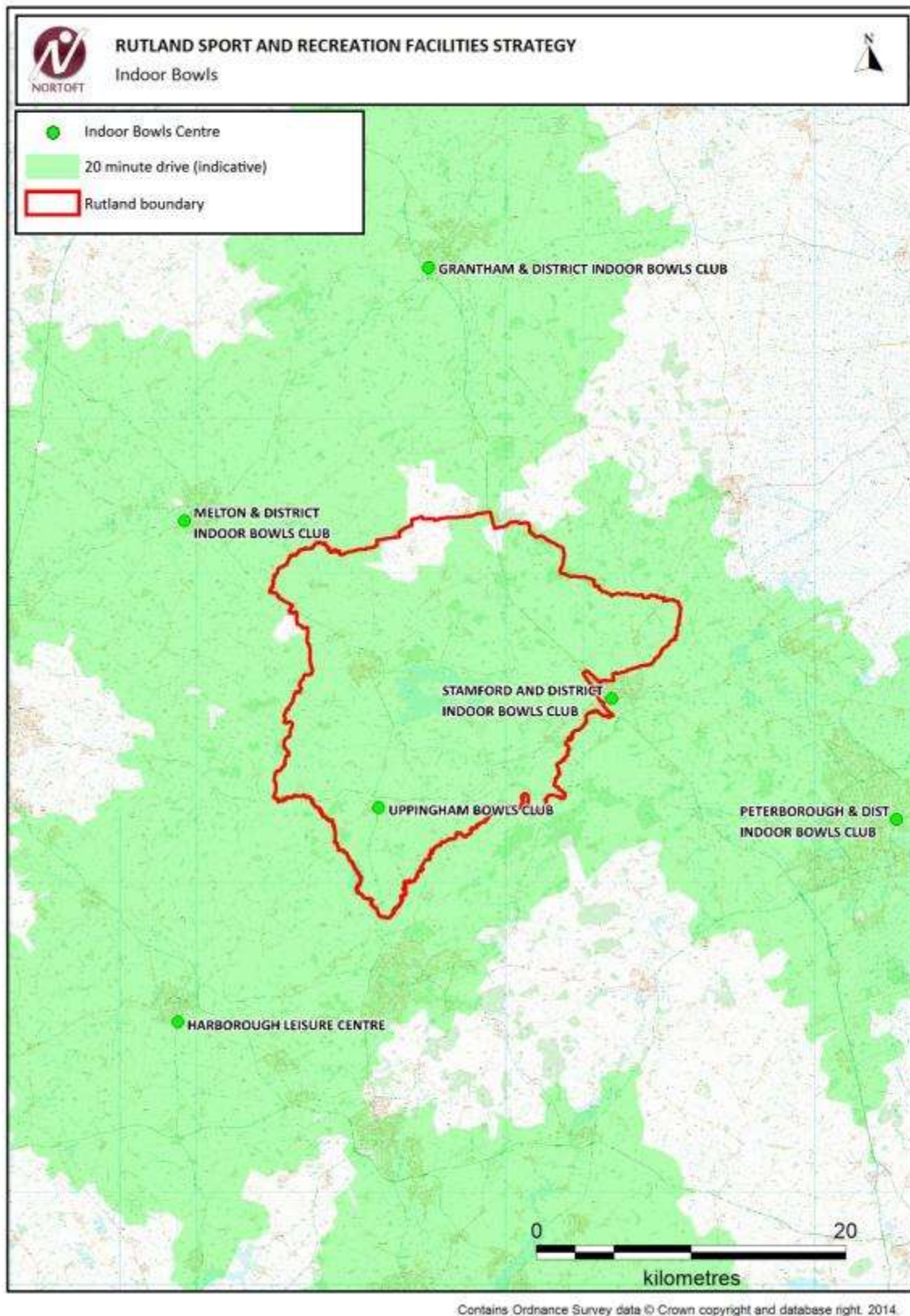
Current provision

- 3.319 There is one specialist indoor bowls site in Rutland at the Uppingham Bowls Club, which has 2 rinks. The location of this site and the other indoor bowls centres with a 20 minute drive time catchment are identified in Figure 42. This shows that most of the county has access to an indoor specialist bowls centre, either the Uppingham site or to sites outside of Rutland.

- 3.320 The sites outside the boundary but closest to Rutland are:

Stamford and District Indoor Bowls Club	6 rinks
Melton and District Indoor Bowls Club	8 rinks
Grantham and District Indoor Bowls Club	6 rinks

Figure 42: Indoor Bowls



National Governing Body comments and strategies

- 3.321 The national governing body for indoor bowls is the English Indoor Bowling Association (EIBA) which forms part of the Bowls Development Alliance (BDA). For the period 2013-2017 the BDA has secured funding from Sport England to: grow participation across the adult population aged 55+ years; to provide excellent sporting experiences for existing participants in order to retain membership levels, and; to grow participation of those who have disabilities. The funding is targeted each year at a specific area and for 2015 these include Northamptonshire and Lincolnshire, but not Rutland.

Modelling

Market Segmentation and sports development

- 3.322 The Market Segmentation analysis from Sport England suggests that bowls is only participated in by two of the larger market segments in Rutland, “Comfortable Retired Couples” (Ralph and Phyllis), and “Retirement Home Singles” (Elsie and Arnold). This reflects the characteristics of the sport, which primarily attracts older people despite efforts to attract a higher number of younger players.

Comparator authorities’ provision

- 3.323 Using the data available on Active Places it is possible to compare the general levels of indoor bowls provision for Rutland with its CIPFA benchmark authorities and other similar authorities. This comparison is useful way of reviewing the amount of provision in Rutland, though it does not take account of the distribution, quality of the facilities, or accessibility of facilities over the authority’s borders. However the broad comparison provides a general feel for the amount of provision in the authority in relation to similar authorities elsewhere. This comparison suggests that the amount of indoor bowls provision per 1000 in Rutland is approximately the median.
- 3.324 The comparator information appears in the Nortoft Calculator, in Figure xx.

Assessment of Future Needs

Nortoft Calculator

- 3.325 The Nortoft Calculator forecasts future need for facilities based upon both changes in the population and the anticipated growth in participation of 0.5% per annum. Figure 43 suggests that the current rate of provision across the comparator authorities varies very significantly, from no provision through to eight times the amount of provision compared to Rutland. However if the current rate of provision

at Rutland was to be maintained, then the model suggests that no further provision would be required up to 2036.

Figure 43: Nortoft Calculator – indoor bowls

Comparator	Current supply (Number of rinks)	Rate of provision per 1000	Change in provision for Rutland required to bring levels in line with comparator (with assumed 0.5% increase in participation per year)					Total provision proposed (existing plus new)					Rate of provision per 1000 at 2036 (rinks per 1000) based on current comparator rates
			2015	2021	2026	2031	2036	2015	2021	2026	2031	2036	
			(population 37,000)	(population 38,083)	(population 39,079)	(population 39,918)	(population 40,641)	(population 37,000)	(population 38,083)	(population 39,079)	(population 39,918)	(population 40,641)	
Rutland	2	0.05	0	0	0	0	0	2	2	2	2	2	0.06
National	1,740	0.03	-1	-1	-1	-1	-1	1	1	1	1	1	0.03
East Midlands	237	0.05	0	0	0	0	0	2	2	2	2	2	0.06
Cheshire East	0	0.00	-2	-2	-2	-2	-2	0	0	0	0	0	0.00
Herefordshire	6	0.03	-1	-1	-1	-1	-1	1	1	1	1	1	0.03
Shropshire	6	0.02	-1	-1	-1	-1	-1	1	1	1	1	1	0.02
Wiltshire	14	0.03	-1	-1	-1	-1	-1	1	1	1	1	1	0.03
Christchurch	6	0.12	2	3	3	3	3	4	5	5	5	5	0.13
Purbeck	3	0.07	1	1	1	1	1	3	3	3	3	3	0.08
West Somerset	14	0.40	13	14	14	15	16	15	16	16	17	18	0.44

Sports Facilities Calculator

- 3.326 Normally the Sports Facilities Calculator (SFC) is not used authority wide, but it is useful to do so in the case of Rutland because of the scattered nature of the housing growth. However the findings need to be considered in the light of the facts that; the SFC takes no account of any cross border movement of players; and that it will underestimate the potential demand from Rutland for indoor bowls because it averages the take up across the country, from both the flat green areas and crown green.
- 3.327 This approach to the use of the Sports Facilities Calculator has been agreed with Sport England and the findings are used as one of the assessment tools to indicate the level of future facility need.
- 3.328 The SFC (see Figure 44) suggests that the total demand for indoor bowls across Rutland by 2036 will be 4.3 indoor rinks, which is higher than the Nortoft Calculator and would bring the authority more into line with Christchurch or Purbeck.
- 3.329 The demand linked to the new housing based on the SFC is expected to be 0.82 rinks with a value of around £222,888. The SFC suggests that a provision per 1,000 rate should be 0.1 rinks per 1,000 by 2036.
- 3.330 The estimated value of the contributions from the new housing is based on the Sport England Sports Facilities Cost Fourth Quarter 2013 figures, tailored automatically via the SFC to Leicestershire.

Figure 44: Sports Facility Calculator for indoor bowls

	Number of dwellings 2015-2036	Population growth from new housing at 2036 with housing multiplier of 2.13	Indoor bowls rinks	Value of contributions
Total of all developments	3674 (based on 167 per year)	7826	0.82	£222,888

Sport Structures 2013 findings and recommendations

Sport Structures Review of Indoor Sport and Recreation Facilities in Rutland 2013

3.331 The review reported that:

Bowls

4.25 There are no full-size indoor facilities in the County although it is not far to travel to indoor clubs in neighbouring Districts. There are three-quarter sized indoor rinks at the indoor club in Uppingham and a considerable amount of short-mat bowls in village and community halls.

3.332 Of the clubs responding to the consultation, 6 used 1 one badminton court hall size space. Indoor bowling clubs included Braunston, Cottesmore, Glaston, Uppingham and Whissendine. The sites offering bowling included: Braunston and Brooke Village Hall, Cottesmore Community Centre, Greetham Community Centre, Caldecott Village Hall, Wing Village Hall.

Rutland Sport and Recreation Community Facilities Delivery Plan (For consultation), January 2014

3.333 This report did not specifically include any recommendations in relation to indoor bowls.

Need for updating

3.334 The findings and recommendations of the Sport Structures reports remain valid.

Meeting the needs of the future

3.335 The current 2 rink facility should be retained, but any funds generated by new developments should go into improvements of the village and community halls to support more short mat bowls, rather than investment into a new or expanded specialist indoor bowls hall.

Justifying developers' contributions

3.336 The primary need in relation to indoor bowls is to enable greater use of the village and community halls for short mat bowls, although there is also a need to improve the existing Uppingham Bowls Centre. The need for and cost of making improvements to village and community halls will vary according by site, and the facilities will primarily attract local residents. As not all village and community centres provide for bowls, developers' contributions to the nearest site providing for the sport will be appropriate.

- 3.337 A formal planning standard is therefore not appropriate for this facility type, but where there is justification for developers' contributions towards village hall and community hall improvements with identified and costed schemes, then developers' contributions on a proportional basis will be appropriate. The proportion will be the ratio of the population which will be resident in the new housing compared to that of the settlement / parish in which the development is located.
- 3.338 Developments within Uppingham should contribute towards Uppingham Bowls Centre if there is a fully costed and justified scheme, or else to the nearest site to the development providing for the sport.

Standard for design and quality

- 3.339 The quality and design of facilities should reflect current best practice, including design guidance from Sport England and the National Governing Body. This should apply to refurbishment proposals as well as new build.

Conclusions and Recommendations

Current supply and demand

- 3.340 There is one specialist indoor bowls centre at Uppingham with two, undersize, rinks. There are also a number of village and community halls across Rutland which provide for short mat bowls.
- 3.341 There are a number of specialist indoor bowls centres in authorities close to Rutland which provide opportunities for some Rutland residents, assuming that these facilities have a 20 minute drive time.

Future requirements

- 3.342 The assessment suggests that there is no requirement for additional specialist indoor bowls provision although improvements to the existing 2 rink facility may be justified.
- 3.343 A higher priority is to improve the village and community centres across Rutland which can/could host short mat bowls to enable more play at these sites.

Recommendations

- 3.344 Existing opportunities to take part in indoor bowls in multi-use centres and at the Uppingham Bowls Club should be protected and improved.

- 3.345 In relation to new housing developments, where there is an identified need for specific facility investment this will need to meet the Community Infrastructure Levy (CIL) tests to justify contributions from developments. All new housing will be required to contribute on a proportional basis to identified and costed schemes at the nearest village and community halls which provides for indoor short mat or similar bowls, or to the Uppingham Bowls Centre for developments in Uppingham if this has a justified and costed scheme.

INDOOR TENNIS

Introduction

- 3.346 Indoor tennis facilities tend to be strategically located and often serve a wider than local catchment. They are important recreational facilities for casual play but are often equally important for training and the development of elite tennis players, and for higher level competitions. Indoor tennis centres usually have a number of courts indoors (4, 6 or 8) and often associated outdoor courts.

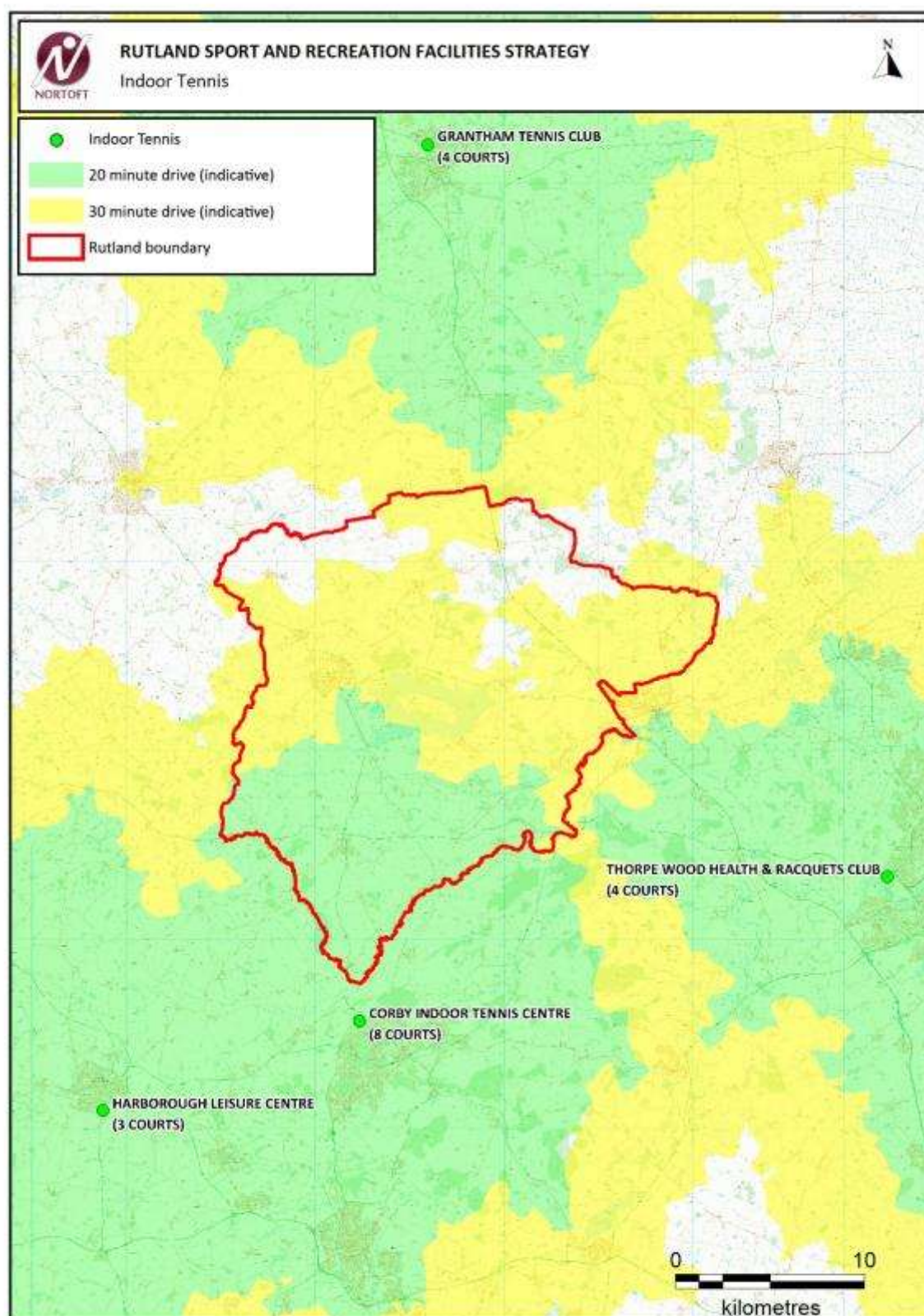
Participation in tennis

- 3.347 Sport England's Active People Survey suggests that nationally around 840,600 adults over 16 years play tennis at least once a month, but tennis participation has decreased slightly during the period 2007/08 to 2013/14. The sport attracts more men (60%) than women (40%), and the higher socio-economic groups.
- 3.348 Tennis participation across Rutland is relatively high, similar to the other rural areas adjoining the County.

Current provision

- 3.349 There are no indoor tennis sites within Rutland and the closest sites within the nearby authorities are the Corby Indoor Tennis Centre which is an 8 court air hall facility, Harborough Leisure Centre with its 3 indoor courts in an airhall, Peterborough's Thorpe Wood Health and Racquets Centre with 4 seasonally covered courts, and 4 courts at Grantham Tennis Club. These sites are mapped together with their 20 minute and 30 minute drive time catchments in Figure 45. This shows that some of the county has access to an indoor tennis centre within 20 minutes' drive time, but that most residents have access within 30 minutes. Some people living in the more northern areas of Rutland are outside of a 30 minute drive time catchment to any facility.

Figure 45: Indoor Tennis locations



Contains Ordnance Survey data © Crown copyright and database right. 2014.

National Governing Body comments and strategies

- 3.350 The Lawn Tennis Association (LTA) is the national governing body for tennis.
- 3.351 The LTA is committed to growing the sport to ensure that more people are playing tennis more often at first class tennis facilities, with high quality coaching programmes and well organised competition. The LTA's overall aim for the period 2011-2016 is to ensure that, as far as practicably possible, the British population has access to and are aware of the places and high quality tennis opportunities in their local area. In relation to indoor tennis, the NGB's aspiration is that everyone should have access to indoor courts within a 20 minutes' drive time.
- 3.352 The LTA's general guide for club membership numbers and facility requirements are: 60 members for a floodlit court, and 200 members for an indoor court. Community tennis venues can accommodate significantly higher numbers.
- 3.353 The LTA estimates that the capital cost of an airhall for is around £100,000 per court but the costs of maintaining an air hall is around £20,000 per annum for a 3 court hall. A frame construction is around £200,000 per court, i.e. double the cost of an air hall, but the running costs are significantly cheaper. The Sport England estimated costs as quarter 4 of 2013 for a traditional building is around £1.98m for a 3 court facility.

Modelling

- 3.354 A number of different modelling tools can be used to assess the current provision in Rutland.

Market Segmentation and sports development

- 3.355 The Market Segmentation analysis suggests that tennis in Rutland is currently played by one of the larger market segment groups, women aged around 46-55 years. However given the opportunity, tennis would be played by a high proportion of Rutland adult residents, generally as a 4th or 5th level activity.
- 3.356 The hire cost of indoor tennis courts is usually high, so are often not easily accessible to people with limited disposable incomes. The relative importance of indoor tennis provision in Rutland as a public investment priority therefore needs to balance the potential uptake by the some of the larger market segment groups in the County with the need to target resources towards achieving higher rates of participation amongst those who are generally less active.

Comparator authorities' provision

- 3.357 Using the data available on Active Places it is possible to compare the general levels of indoor bowls provision for Rutland with its CIPFA benchmark authorities and other similar authorities. This comparison is useful way of reviewing the amount of provision in Rutland, though it does not take account of the distribution, quality of the facilities, or accessibility of facilities over the authority's borders. However the broad comparison provides a general feel for the amount of provision in the authority in relation to similar authorities elsewhere.
- 3.358 This comparison suggests that the provision of indoor tennis facilities varies very significantly from one authority to another, with some having no provision whilst others having relatively large amounts. The national and regional rates of provision are the same at 0.02 courts per 1000. If this was applied to Rutland, this would be the equivalent of 1 indoor court.
- 3.359 The comparator information appears in the Nortoft Calculator, in Figure xx.

Assessment of Future Needs

Nortoft Calculator

- 3.360 The Nortoft Calculator forecasts future need for facilities based upon both changes in the population and the anticipated growth in participation of 0.5% per annum. Figure 46 suggests that the current rate of provision across the comparator authorities varies very significantly, from no provision even in the larger Cheshire East authority, through to a relatively high level of provision at Christchurch. The regional and national average provision rate is the same, at 0.02 courts per 1,000. If these averages were applied and extrapolated for Rutland, the Calculator suggests that only one court is justified now, and there would be no change up to 2036.
- 3.361 The Nortoft Calculator does not take into account the potential impact of the aging population of the authority. The estimated level of future demand suggested by the model is therefore likely to be slightly higher than that achieved by 2036.

Summary of future requirements

- 3.362 The zero provision of indoor tennis courts in Rutland is not out of step with its comparator authorities, although it is less than the average level of provision for the East Midlands and nationally. The single court suggested by the modelling as potentially required would be uneconomic to provide as a publicly funded facility and is not therefore proposed as a priority for investment.

Figure 46: Nortoft Calculator indoor tennis

			Change in provision for Rutland required to bring levels in line with comparator (with assumed 0.5% increase in participation per year)					Total provision proposed (existing <i>plus</i> new)					Rate of provision per 1000 at 2036 (courts per 1000) based on current comparator rates
			2015	2021	2026	2031	2036	2015	2021	2026	2031	2036	
Comparator	Current supply (Number of indoor courts)	Rate of provision per 1000	(population 37,000)	(population 38,083)	(population 39,079)	(population 39,918)	(population 40,641)	(population 37,000)	(population 38,083)	(population 39,079)	(population 39,918)	(population 40,641)	
Rutland	0	0.00	0	0	0	0	0	0	0	0	0	0	0.00
National	1,331	0.02	1	1	1	1	1	1	1	1	1	1	0.02
East Midlands	105	0.02	1	1	1	1	1	1	1	1	1	1	0.02
Cheshire East	0	0.00	0	0	0	0	0	0	0	0	0	0	0.00
Herefordshire	2	0.01	0	0	0	0	0	0	0	0	0	0	0.01
Shropshire	6	0.02	1	1	1	1	1	1	1	1	1	1	0.02
Wiltshire	4	0.01	0	0	0	0	0	0	0	0	0	0	0.01
Christchurch	9	0.18	7	7	7	8	8	7	7	7	8	8	0.20
Purbeck	0	0.00	0	0	0	0	0	0	0	0	0	0	0.00
West Somerset	0	0.00	0	0	0	0	0	0	0	0	0	0	0.00

Sport Structures 2013 findings and recommendations

Sport Structures Review of Indoor Sport and Recreation Facilities in Rutland 2013

3.363 This report summarised the position in relation to indoor tennis:

4.29 The 2009 needs assessment of the sports facilities strategic framework produced for Leicester-Shire and Rutland Sport identified the need for more accessible indoor tennis facilities (i.e. focused on tennis development rather than private health club setting based), especially in areas not currently served by a facility including Rutland. It is apparent through this study that this indoor provision has not yet been established although mini tennis is active in the county.

3.364 In the clubs consultation associated with this report, one club reported a desire to use a 4 court sports hall size facility.

Rutland Sport and Recreation Community Facilities Delivery Plan (For consultation), January 2014

3.365 This report identified the lack of indoor tennis courts as an issue, and the community consultation (Figure 5 of the report) concluded that indoor tennis provision was the highest priority amongst those responding to the survey. One club also stated that they have to relocate to an indoor facility during the winter months.

3.366 An indoor tennis centre was identified as an investment need in the period 2019-2024 as a 2nd level priority and as potentially feasible. The estimated cost was in the region of £40,000.

Need for updating

3.367 The findings of the Sport Structures reports remain valid, but the priority for public investment should be reconsidered because of the relatively high cost of such a facility to be balanced against the potentially limited sports development gains in terms of increasing overall levels of participation in sport and active recreation.

Meeting the needs of the future

3.368 Although the desire for an indoor tennis centre is clear, the capital and revenue cost of such a facility would not make it a high priority for public investment when compared to, at the same potential cost, improvements at a number of outdoor tennis courts across Rutland.

3.369 However should an independent proposal come forwards or example at a school site or at one of the larger clubs, then this should be supported in policy terms by the County. It should be a low level community investment priority, but not discounted altogether. Should a new indoor facility be developed at an education

site, this could be made accessible for community use through the application of planning conditions.

Justifying developers' contributions

- 3.370 The assessment and analysis of the needs for Rutland in relation to indoor tennis courts suggests that new public provision is not a priority for investment and developer contributions will not therefore be sought for this facility type.

Conclusions and Recommendations

Current supply and demand

- 3.371 There are no indoor tennis facilities in Rutland at this time. However many residents are able to reach indoor courts outside of the County, with either the Corby or Peterborough indoor tennis centres being within a maximum of 30 minutes' drive.

Future requirements

- 3.372 Previous consultations identified the desire for an indoor tennis provision in Rutland and certainly and this would increase the amount of tennis residents are able to play in the winter. However the number of courts would be small and the hire cost usually high. In practice therefore they would be not very accessible, particularly to those on lower incomes.
- 3.373 Given the amount of provision over the borders of Rutland, the amount of unmet demand across the County may well not be sufficient to sustain a public indoor tennis facility. A publicly led and fully funded facility is not therefore a priority.
- 3.374 Should however a proposal arise independently, for example at an education site or club, then this should be welcomed in principle and community access enabled, ideally both during the day and evenings. A low level of public funding support might be appropriate in this situation.

Recommendations

- 3.375 The recommendation is:
- Rutland County Council to support proposals in policy terms for an indoor tennis facility should one arise from an independent organisation. Community access should be sought to any facility both during the day and evenings, and to this end planning conditions should be applied. A small amount of public funding towards such a facility, should it comes forwards, may be considered, but justification would need to be made in relation to the sports development benefits offered by the scheme.

SQUASH

Introduction

- 3.376 There are two types of squash court, glass-backed and “normal” or enclosed. Rutland has 3 squash court sites.

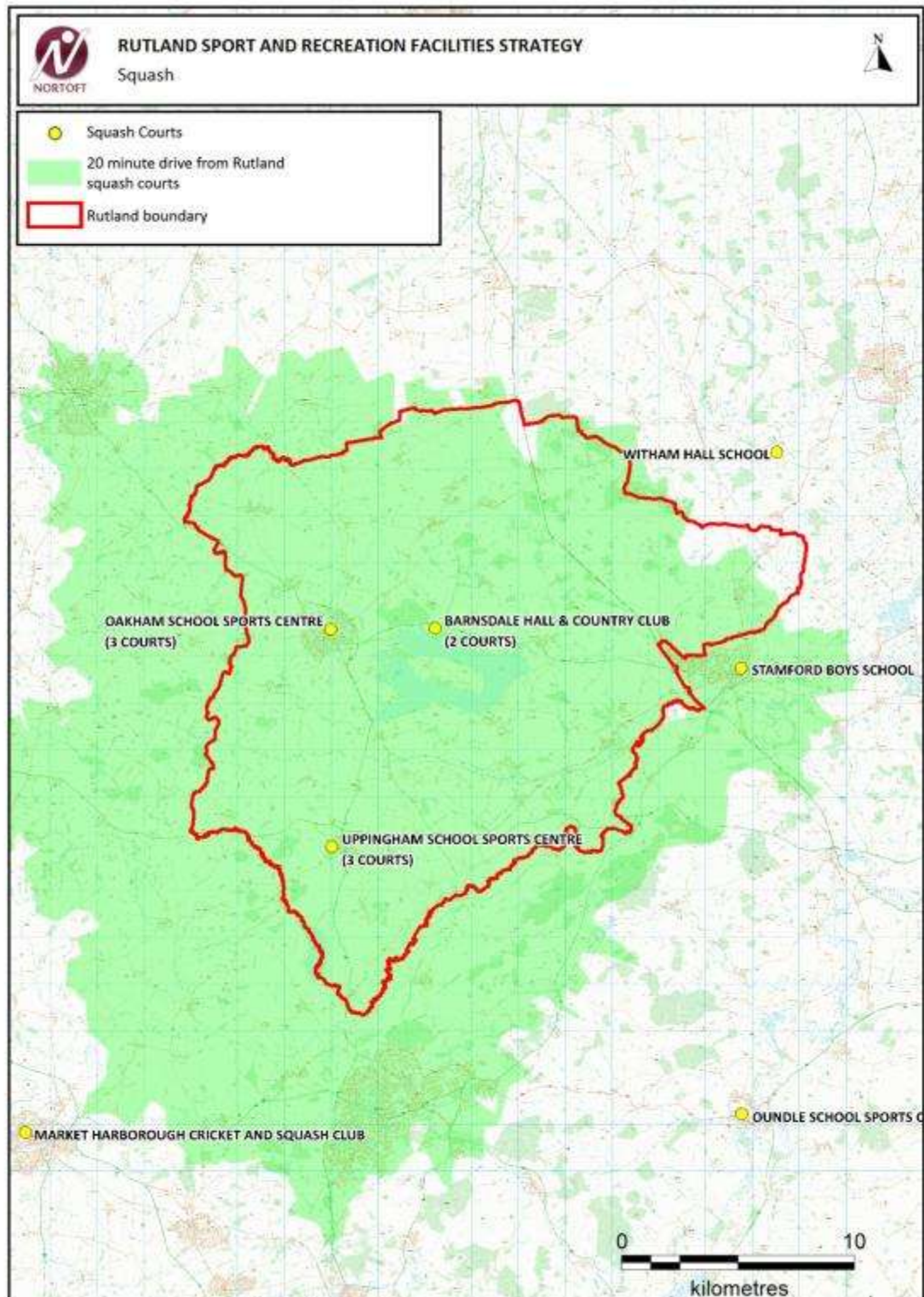
Participation in squash

- 3.377 Nationally Sport England estimates that around 370,100 people play squash or racquetball at least once a month, but there has been a gradual decline since 2007. Sport England research in 2009 gave an overview of the participants playing at least once a week, and this showed that about 87% of the players are male, with the peak numbers being amongst those aged between 35 and 64 years. A high proportion of players are from the most affluent socio-economic groups.

Current provision

- 3.378 There are currently 8 squash courts in Rutland which are accessible to the community; 3 glass backed courts at Uppingham Sports Centre, 3 normal courts at Oakham School, and 2 glass backed courts at Barnsdale Hall and Country Club.
- 3.379 The courts at Uppingham Sports Centre are in “secure” community use and are available weekdays after 5pm and at weekends. The Uppingham Sports Centre is also host to the Rutland Squash and Rackets Club, which has around 50 members.
- 3.380 The courts at Oakham School are not in “secure” community use and are available after 8pm on weekdays, after 5 pm on Saturdays, and all day on Sundays. These courts are only available on a club booking basis.
- 3.381 Over the border of Rutland there are 4 courts in Stamford at the Stamford Boys School, and one court at the Witham Hall School in Bourne.
- 3.382 The courts in Rutland and its surrounding area are mapped in Figure 47 together with a 20 minute drive time catchment from the courts in Rutland. It is clear that everyone living in Rutland can access a squash court within 20 minute drive time, either to a facility within the county, or to one outside.

Figure 47: Squash court locations



Contains Ordnance Survey data © Crown copyright and database right. 2014.

National Governing Body comments and strategies

- 3.383 The national governing body is England Squash and Racketball, and its Strategy 2008-13 was broad brush. The strategy has yet to be updated but it made no relevant specific facility comments. It does state that the NGB would oppose the closure of squash courts.
- 3.384 No specific comments have been received from the NGB in relation to the Rutland strategy.

Modelling

Market Segmentation and sports development

- 3.385 None of the largest market segments in Rutland are particularly attracted to squash as a sport. Investment in squash provision is therefore of lower priority compared to other activities which have a broader appeal.

Comparator authorities' provision

- 3.386 Using the data available on Active Places it is possible to compare the general levels of squash provision for Rutland with its CIPFA benchmark authorities and other similar authorities. This comparison is useful way of reviewing the amount of provision in Rutland, though it does not take account of the distribution, quality of the facilities, or accessibility of facilities over the authority's borders. However the broad comparison provides a general feel for the amount of provision in the authority in relation to similar authorities elsewhere.
- 3.387 This comparison suggests that the amount of squash provision in Rutland is much higher than any of the comparator authorities, and more than three times the national or regional average rates per 1000.
- 3.388 The comparator information appears in the Nortoft Calculator, in Figure xx.

Assessment of Future Needs

Nortoft Calculator

- 3.389 The Nortoft Calculator forecasts future need for facilities based upon both changes in the population and the anticipated growth in participation of 0.5% per annum. For Rutland the starting point includes the courts at Oakham School, which in practice have restricted hours.
- 3.390 If the Oakham School courts are included, Figure 48 suggests that the current rate of provision in Rutland is the highest of all of the comparators, about three times higher than the national or regional average rate of provision, and more than

double that of the CIPFA authority comparators. If the courts at Oakham School are however excluded from the analysis, then the current rate of provision per 1,000 falls to 0.14 courts, more in line with the comparators though still double the national and regional averages.

- 3.391 If the current rate of provision for Rutland is taken at the 0.14 courts per 1,000 rate, then there is likely to be a need for an additional court in the period up to 2036. However as there are the 3 courts available at Oakham School, even with their limited availability, this would more than meet the expected needs of the community up to 2036.
- 3.392 The Nortoft Calculator does not take into account the potential impact of the aging population of the authority. The estimated level of future demand suggested by the model is therefore likely to be slightly higher than that achieved by 2036.

Figure 48: Nortoft Calculator - squash

Comparator	Current supply (Number of indoor courts)	Rate of provision per 1000	Change in provision for Rutland required to bring levels in line with comparator (with assumed 0.5% increase in participation per year)					Total provision proposed (existing plus new)					Rate of provision per 1000 at 2036 (courts per 1000) based on current comparator rates
			2015	2021	2026	2031	2036	2015	2021	2026	2031	2036	
			(population 37,000)	(population 38,083)	(population 39,079)	(population 39,918)	(population 40,641)	(population 37,000)	(population 38,083)	(population 39,079)	(population 39,918)	(population 40,641)	
Rutland	8	0.22	0	1	1	1	2	8	9	9	9	10	0.24
National	4,034	0.07	-5	-5	-5	-5	-5	3	3	3	3	3	0.08
East Midlands	338	0.07	-5	-5	-5	-5	-5	3	3	3	3	3	0.08
Cheshire East	44	0.12	-4	-3	-3	-3	-3	4	5	5	5	5	0.13
Herefordshire	10	0.05	-6	-6	-6	-6	-6	2	2	2	2	2	0.06
Shropshire	31	0.10	-4	-4	-4	-4	-4	4	4	4	4	4	0.11
Wiltshire	42	0.09	-5	-4	-4	-4	-4	3	4	4	4	4	0.10
Christchurch	8	0.16	-2	-2	-1	-1	-1	6	6	7	7	7	0.18
Purbeck	6	0.13	-3	-3	-3	-2	-2	5	5	5	6	6	0.14
West Somerset	5	0.14	-3	-3	-2	-2	-2	5	5	6	6	6	0.15

Sport Structures 2013 findings and recommendations

Sport Structures Review of Indoor Sport and Recreation Facilities in Rutland 2013

3.393 The review reported that:

4.28 There are three new glass backed squash courts at Uppingham School Sports Centre as well as three older courts. Oakham School also has three courts which are quite dated but have been well maintained.

Rutland Sport and Recreation Community Facilities Delivery Plan (For consultation), January 2014

3.394 This report did not specifically include any recommendations in relation to squash.

Need for updating

3.395 The findings and recommendations of the Sport Structures reports remain valid and there is no need to update the findings or recommendations.

Meeting the needs of the future

3.396 If the existing squash courts at Uppingham Sports Centre are retained in secure community use, then there should be sufficient court space even in the long term to meet the needs of the community. This is because even if only these three courts were to be retained, then the level of provision would still be in line with the national and regional averages.

3.397 The squash court provision at Barnsdale and Oakham School add a useful extra dimension and provide a reasonable spread of squash courts in Rutland.

Justifying developers' contributions

3.398 The assessment and analysis of the needs for Rutland in relation to squash suggests that no new squash provision is required, therefore developers' contributions will not be sought for this facility type.

Conclusions and Recommendations

Current supply and demand

3.399 There are 8 squash courts available to the community in Rutland, with 3 courts at the Uppingham Sports Centre, 3 courts at Oakham School, and 2 at Barnsdale. Only

the Uppingham Sports Centre courts are in secure community use. The courts at Oakham School are available on limited hours at peak time.

- 3.400 The total amount of court space is almost 3 times the national and regional average per 1,000, and about double that available in comparable authorities. If the national and regional averages are taken as a better indicator of demand, then only three courts are required to meet the needs of the community.

Future requirements

- 3.401 No additional courts are required, but the 3 courts in secure community use and which are also available on a pay and play basis at Uppingham Sports Centre should be retained. The future of the courts at Oakham School and Barnsdale will be a commercial decision of the operators.

Recommendations

- 3.402 The minimum provision should be the retention as a high quality facility, the existing 3 courts at Uppingham School Sports Centre as a play and play facility, as well as providing a club base.

CLUB CENTRE AT OAKHAM ENTERPRISE PARK

Introduction

- 3.403 This section of the Strategy considers the importance and future of the Active Rutland Hub as a club facility, primarily providing for judo and gymnastics. The facility was the highest priority for the authority based on the Sports Structures previous strategies, and refurbishment of the site has just been completed to enable club use.

Participation in gymnastics and judo

- 3.404 The Sport England Active People Survey estimates that, nationally, around 71,500 people aged 14 and over take part in gymnastics or trampolining at least once a week. However a high proportion of gymnastics participation is by young people under the age of 16, which are not captured by these statistics. British Gymnastics, the national governing body, states that the peak participation rate is at 9 years old.
- 3.405 The Sport England Active People Survey estimates that around 20,400 people aged 14 and over part in judo least once a week.

Current provision

- 3.406 Oakham Enterprise Park has relatively recently been taken over by Rutland County Council and their funding together with a grant from Sport England, has enabled the refurbishment of the sports hall for community use as the Active Rutland Hub. Part of the site is now a dedicated dojo of around 380 sq. m plus including changing rooms, gallery and office. This is the home to the Vale Judo Club which is one of the largest and most successful clubs in the country, achieving Clubmark Gold standard in 2012. The Vale Judo Club also runs satellite sessions from a number of sites including Uppingham Sports Centre, Bourne, Stamford, Melton Mowbray, Spalding, Grantham, Bingham and Loughborough.
- 3.407 The other major use for the site is a base for the development of gymnastics in the County. Oakham Artistic Gymnastic Academy moved to the site in May 2015, on the basis of exclusive use of the 3 court sports hall for 5 days a week. At other times the hall is available for bookings by other clubs and sports groups.

National Governing Body comments and strategies

- 3.408 The British Judo Association is the Sport England recognised national governing for judo. It does not have a current facilities strategy.

- 3.409 British Gymnastics is the national governing body for gymnastics and trampolining. Their Facility Strategy 2013-17 does not have any specific proposals relating to Rutland.
- 3.410 British Gymnastics' Facilities Strategy identifies that the main barrier to increasing membership at clubs is simply an inability to provide for more sessions at an available venue. The response of the national governing body is both to develop new dedicated gymnastics venues, and also to support the setting up of satellite venues in non-dedicated facilities, such as schools and community centres. This is because many of the activities developed by British Gymnastics do not require specialist facilities. The site at Oakham Enterprise Park is multi-sport.

Sport Structures 2013 findings and recommendations

Sport Structures Review of Indoor Sport and Recreation Facilities in Rutland 2013

- 3.411 The reviews findings were:

4.27 The Vale Judo Club is a proactive accredited club that operates from a facility within an industrial park. This is an extremely successful and well run club with a large junior programme. The problems with moving and setting up judo mats means that once a club reaches a certain size, a specialist dedicated facility is essential. This would ensure both financial viability and the opportunity to expand in the future. The current location is not ideal for the club and the Council's objectives of increasing participation would be enhanced through assisting the club to relocate, preferably to a site offering an attractive and safe environment where other sports activities take place. The club is currently concerned about the lease of the existing unit.

Specialist sport facilities

7.6 The demand on programmed time experienced could be alleviated by enabling some clubs to use other facilities. An alternative location for Oakham Gymnastics club could alleviate programming issues at Catmose College and provide a suitable space for the club to fulfil its potential. One of the key issues was the storage of equipment, so this is a primary consideration for any new location. The option to find an alternative location for the Gymnastics club would best be undertaken in combination with a complementary sport.

The Sport Structures Review of Open Space, Sport, Recreation Facilities and Green Infrastructure in Rutland (2009) recommended that the Vale Judo Club was relocated. This has not yet been achieved and there is still a need to find an alternative location to provide a viable and sustainable facility for the Vale Judo Club to move from its current location on an industrial estate. An accessible location of a suitable size for the planned growth in the club should be investigated to meet the specific needs of the club. There are some time constraints on the relocation due to the tenancy agreement on their existing site.

- *We recommend that the identified need for specialist sports hall provision within Rutland is addressed. The provision should be in proximity to Oakham to meet the needs of sports clubs and relieve the pressures on Catmose College but, it should be to a standard that is NGB compliant that can be used for sports club training and competition. The need of both clubs could be satisfied at the Ashwell Prison site (Sports hall) and could provide a suitable permanent home for both the Judo and Gymnastic clubs. The sports hall at Ashwell Prison would require a full building conditions survey and detailed specification to establish the requirements needed to upgrade the existing facility to a suitable standard. Letters of support for both clubs have been provided by British Judo and British Gymnastics.*

The quality standard for indoor facilities should reflect the views and aspirations of the local community and should be linked to the national benchmark and design criteria. A recommended quality standard for indoor sport and recreation facilities has been set using national benchmarks, Sport England Technical Design Guidance Notes and Quest Best Practice Standards:

- *To provide clear guidance relating to facility specifications, ensuring suitability of design for the targeted range of sports and standards of play as well as individual requirements for specialist sports and uses. All new build and refurbishment schemes to be designed in accordance with Sport England Guidance Notes, which provide detailed technical advice and standards for the design and development of sports facilities.*

- *To ensure high standards of management and customer service are attained, which meet or exceed customer expectation and lead to a quality leisure experience for all users of facilities. All leisure providers to follow industry best practice principles in relation to a) Facilities Operation, b) Customer Relations, c) Staffing and d) Service Development and Review.*

7.8 Accessibility is a key issue for residents in terms of indoor sports provision due to the limitations on community access to existing facilities.

3.412 The recommendations in the report were:

Address the need for specialist sports facilities – Relocate both The Vale Judo Club and Oakham Gymnastics club. The provision should be in proximity to Oakham to meet the needs of sports clubs and relieve the pressures on Catmose College but, it should be to a standard that is NGB compliant that can be used for sports club training and competition.

The need of both clubs could be satisfied at the Ashwell Prison site (Sports hall) and could provide a suitable permanent home for both the Judo and Gymnastic clubs. The sports hall at Ashwell Prison would require a full building conditions survey and detailed specification to establish the requirements needed to upgrade the existing facility to a suitable standard.

3.413 The findings of this report were:

The facilities that are lacking either in quality or quantity are; a swimming pool, with a sufficient lifespan to serve the county long term, an indoor multi-use sports space in the Oakham area, specialist facilities for the very strong judo and gymnastics clubs

Consideration should be given to the effective use of industrial property and the modifications that can be made to accommodate indoor sports that can convert the units into manageable sports facilities such as Judo and gymnastics. This must be integrated with the growth and maintenance of existing and new facilities.

2.8 There are three indoor sports lacking adequate facilities in Rutland; swimming, gymnastics and judo. Gymnastics and judo lack a facility that really meets the needs of the clubs and the potential in participation growth.

2.11 Both Oakham gymnastics club and Vale judo club are large and active clubs within the county, with hundreds of members each and with large waiting lists. The judo club is an accredited club and currently operates out of an adapted industrial unit. The facility does not provide the club with adequate opportunities to grow, however, and at present the lease is due to expire in December 2013. The club have entered into discussions with the Council to take out a lease on the small hall in the sports hall at Oakham Enterprise Park. A specialist facility is essential for a club of this size as the number of mats required to cater for the members attending training cannot be stored and moved viably for every session. A matted area to cater for the club does not need to be very large, but the specialism will enable them regular access to grow the club. Support for the club to take up the lease at the enterprise park will ensure a successful opportunity for them to grow. The club are also entering into talks with the archery club so that they can sublease a small area of the hall during the winter months for indoor target practice, which will also increase their sustainability as a club.

2.12 The gymnastics club has a waiting list of over 300 people and one of the biggest issues facing the club at its current location is the storage available at the college, as well as the inability to anchor equipment effectively. For a club this size, like for the judo club, a facility that will enable the equipment to be much more readily available is crucial if the club are to be able to cater for all those identified on the waiting list. With gymnastics being such a fundamental sport for children, taking into account the skills it teaches that are such a good base for many other sports, the importance of supporting the club should be recognised. The club are also looking to offer a male gymnast programme to capitalise on the success of British male gymnasts over the last few years, as well as increasing their provision for disabled people; however this requires even more equipment and at present is not practical.

2.13 Whilst the gymnastics club would prefer a designated facility, the reality of the viability of a facility of this nature is questionable, and a solution providing adequate storage for the vast amount of equipment may be a solution. The gymnastics club have been offered consideration of the large hall at Oakham Enterprise Park; however, a lease for exclusive use is expensive for the club and may not prove affordable. It is difficult to assess latent demand for gymnastics using the active people survey, as the sport is predominantly undertaken by children and the active people survey measures participation in those aged 14 and over, however, the waiting list that the club holds for those wanting to join should serve as enough of an indication of the demand for the sport.

3.414 The recommendations were:

5.3 The judo club will require continued support as they come to an agreement with the council that they can take on the lease of the small hall at Oakham Enterprise Park from January 2014. The gymnastics club needs a new opportunity to enable increased storage capacity for the club to continue to grow. The large hall at Oakham Enterprise Park would be a suitable facility; however there must be the consideration that the club may need financial support in the short term as well as business planning advice and guidance to put them in a position that they are able to afford the large hall on the basis of exclusive occupation by way of a lease.

5.4 There is also a need for a generic multipurpose sports facility, available for small clubs to hire in the Oakham area considering the number of houses that are being built. This could be met using the Oakham Enterprise Park site, depending on whether the gymnastics club takes on the lease of the large sports hall once the site has been renovated or not. The building should meet legislative requirements and have space to accommodate a range of activities.

Facility development recommendation

Projects to be completed during 2014-2019:

There is a need to support the development of a specialist sports facility that will house both the gymnastics club and the judo club. This has been identified as the opportunity to develop Oakham Enterprise Park. The judo club is currently in a more ready position than the gymnastics club to confirm its commitment to leasing the facility.

The estimated cost of the new facility was £2,715,000.

Sports development considerations include how the clubs are supported post investment to ensure the sustainability and maintenance of the facilities

Need for updating

- 3.415 ARH refurbishment work was recently completed and the Vale Judo Club has now relocated to the site. The Oakham Artistic Gymnastic Academy moved to the site in May 2015. The priority is completion of the work and sports development support to ensure the on-going sustainability of both clubs.

Conclusions and Recommendations

- 3.416 The need for a specialist sports facility to cater for judo and gymnastics has recently been met through the refurbishment of the sports facilities at Oakham Enterprise Park. The priority now is to ensure that the clubs are financially stable and to transfer the management of the relevant parts of the site to them.

MULTI USE GAMES AREAS

Introduction

3.417 This section of the Strategy considers Multi Use Games Areas (MUGAs) on intensively managed sites with no informal access. These facilities are located on school sites and are primarily used by the schools themselves for a range of activities including football, hockey, netball and tennis. In terms of community use, the main sports uses are for netball and tennis, although there is also some informal use for football.

MUGA design and activities

3.418 Multi Use Games Areas (MUGAs) are outdoor areas which are normally enclosed by a fence, usually about 3 metres high. They are at least the size of a tennis court and have some form of all-weather surface. There are five distinct types of MUGA as set out in *A Guide to the Design, Specification & Construction of Multi Use Games Areas (MUGA)* by Sport England and the Sports and Play Construction Association. As can be seen from the following table (Figure 49), these different MUGAs surfaces are appropriate for different sports.

Figure 49: MUGA types

MUGA type	Surface	Main sport/s for this type of MUGA
Types 1 and 2	Open Textured Porous Macadam	Tennis, netball
Type 3	Polymeric: plastics, rubbers and synthetic resins	Netball
Type 4	Polymeric: plastics, rubbers and synthetic resins	Football
Type 5	Artificial grass pitch, sand filled or dressed	Hockey, 5 a side

Participation in netball and football

3.419 According to the Sport England research, netball as a sport has seen participation increase nationally during the period 2007/08 to 2013/14 due to an upsurge of interest amongst young people under the age of 25 years. However the sport is still relatively small, with around 156,000 people taking part each week nationally, compared to swimming, athletics, cycling and football with over 2 million people

each. This sport is nearly entirely female and is played by the higher socio-economic groups and students.

- 3.420 There is one Netball England accredited club based in Oakham which has over 60 junior members and which plays at Catmose. The club also has 4 adult teams playing in the Leicester league. There is also a weekly Back To Netball session at Uppingham Community College which is aimed at adults returning to the game.
- 3.421 Football as a sport is estimated to be played by around 2.84M adults at least once a month, but the Sport England statistics do not break this down between the sport played on grass, on artificial grass pitches or on MUGAs. MUGAs are most likely to be used for training, particularly by mini and junior teams.

Current provision

- 3.422 Every secondary school and some primary schools have Multi Use Games Areas. The MUGAs at Catmose and Uppingham Sports Centre are both in secure community use.
- 3.423 The Catmose MUGA is used year round for netball, and had 3,890 visits in the year ended March 2014.

National Governing Body comments and strategies

- 3.424 The most relevant national governing body is England Netball. Its Whole Sport Plan 2013-2017 concentrates on increasing participation and performance and there are no specific facility recommendations for Rutland.
- 3.425 The Football Association (FA) current national facilities strategy does not consider MUGAs, and no additional comment has been provided by the FA on this type of facility during the course of this strategy.

Modelling

Market Segmentation and sports development

- 3.426 Netball is too small a sport for the Market Segmentation analysis to identify, but it is known that the sport is primarily attractive to young women, aged under 25 years who are either in the higher socio-economic groups or students.

Other modelling

- 3.427 There are no requirements for modelling of this facility type on managed sites in Rutland.

Assessment of and meeting future needs

- 3.428 There are no known proposals which would change the facility network of managed MUGAs.

Conclusions and Recommendations

Current supply and demand

- 3.429 There are a number of managed Multi Use Games Areas (MUGAs) in Rutland, all on school sites. The sites known to be used by the community on a regular formal basis are Catmose for netball, Uppingham Sports Centre for tennis, and Uppingham Community College for the Back to Netball weekly session.

Future requirements

- 3.430 The relatively small size of netball as a sport means that even with future growth of Rutland and increases in participation, the club is unlikely to outgrow the Catmose facility. If a new club should develop elsewhere then there are opportunities for the sport at several school sites. There are therefore no priorities for future specific investment.
- 3.431 There are no specific needs for football in relation to MUGAs as these are not the preferred surface for community clubs for either matches or training.

Recommendations

- 3.432 The existing level of community access to the MUGA at Catmose should be retained and improved.
- 3.433 There are no specific facility investment requirements.

GOLF

Introduction

- 3.435 This section of the report considers golf and the ways in which it is played.
- 3.436 Golf makes a contribution of around £3.4 billion per annum to the English economy. Golf also occupies an important position in the English sporting landscape. It is the fifth largest participation sport in the country and has about 675,000 members belonging to around 1,900 golf clubs.
- 3.437 Like many other sports in England, golf faces some serious challenges, and the number of golf club members has been declining since 2004. This in turn has put a financial strain on many golf clubs that are reliant on membership income. Nationally participation in golf has also been declining steadily since 2007 due to lifestyle shifts and competition from other sports.

Golf design and activities

- 3.438 There are a number of ways in which golf is played, from the standard 18 hole golf course in a variety of landscapes, to shorter Par 3 courses, driving ranges, pitch and putt courses, and even crazy golf. The main sporting facilities are considered to be full courses, short courses, par 3 courses, and driving ranges.

Participation in golf

- 3.439 The Sport England statistics for participation in golf shows that amongst adults around 1.12m take part in golf at least once a month. Men's participation is about four times greater than that of women. Nationally the rate of participation in golf fell between 2007 and 2014. The highest rates of participation are amongst those aged 55 years plus, and amongst the more affluent socio-economic groups (NS SEC 1-4).

Current provision

- 3.440 There are currently 6 standard golf courses with 18 holes each (one with 2 x 18 holes), 4 par 3 or 9 hole courses and 3 driving ranges in Rutland. Of the courses available for community use in Rutland, two sites are commercial and two sites are run by sports clubs. These are listed in Figure 50.

Figure 50: Golf facilities in Rutland

Site Name	Facility type	Size
Barnsdale Hall & Country Club	Par 3 course	9 holes
Greetham Valley Golf Club	Standard course	2 x 18 holes
	Par 3 course	9 holes
	Driving range	22 bays
Luffenham Heath Golf Club	Standard course	18 holes
	Driving range	12 bays
North Luffenham Golf Club	Standard course	18 holes
RAF Cottesmore	Standard course	9 holes
Rutland County Golf Club	Standard course	18 holes
	Par 3 course	9 holes
	Driving range	20 bays
Rutland Water Golf Club	Standard course	18 holes
	Par 3 course	9 holes

3.441 Golf courses in areas outside Rutland but close to the border include 18 hole standard courses at Burghley Park near Stamford, Priors Hall in Corby and Stapleford Lifestyles near Melton Mowbray. There is also a 9 hole course plus driving range at Blackthorn Wood Golf Complex near Market Harborough. The courses in and around Rutland are mapped in Figure 51.

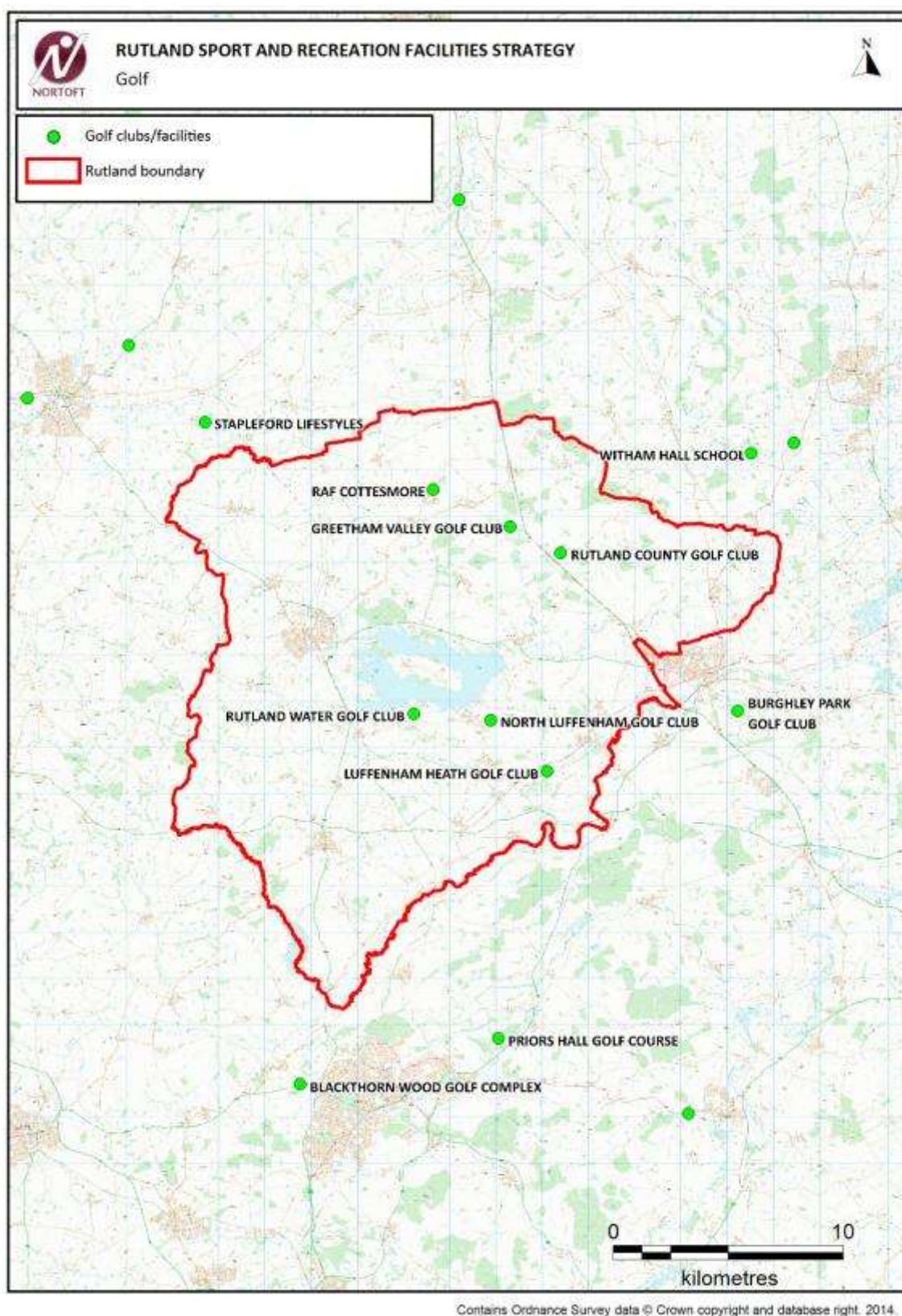
National Governing Body comments and strategies

3.442 Sport England recognises 4 national governing bodies for golf: The Golf Foundation, the Ladies Golf Union, the Royal and Ancient Golf Club of St Andrews, and England Golf. Of these, England Golf is the most relevant in relation to golf participation in Rutland.

3.443 The England Golf Strategic Plan 2014-17 aims to increase golf participation, to increase the number of members of clubs, to strengthen clubs generally, and to support talented golfers. There no specific facility proposals and no specific references to Rutland.

3.444 The national governing bodies for golf did not provide any comment on the Strategy.

Figure 51: Golf in and around Rutland



Modelling

Market Segmentation and sports development

- 3.445 The Market Segmentation information from Sport England suggests that golf is a sport which appeals to four of the largest market segments in Rutland, all over 45 years of age. With the exception of older men who are unemployed, none of these market segment groups are likely to be high priorities for sports development initiatives, in part because they are already relatively active.
- 3.446 However as the objectives of sports development within the area are to increase rates of participation in sport and physical activity especially amongst young people, Rutland County Council may wish to encourage new forms of golf aimed at younger people.

Modelling Future Needs

- 3.447 Although the Nortoft Calculator could be used to help guide future provision of golf, the sport is much more likely to respond to economic conditions and will change to reflect patterns of demand.
- 3.448 Over time the expectations for golf change, and it will be important for the golf clubs to respond to these in order to keep the facilities as viable and vibrant as possible.

Sport Structures 2013 findings and recommendations

Sport Structures Review of Outdoor Sport and Recreation Facilities in Rutland 2013

- 3.449 The review reported that:

4.41 Rutland is well served in terms of Golf courses with five 9 hole and five 18 hole courses within the county. All the courses appear well maintained to a high standard. All courses offer a visitor option enabling pay and play at each course. Barnsdale Country Club also offers its members a small pitch and putt course. There is no population or distance based provision standards.

Rutland Sport and Recreation Community Facilities Delivery Plan (For consultation), January 2014

- 3.450 This report did not specifically include any recommendations in relation to golf.

Need for updating

3.451 The findings and recommendations of the Sport Structures reports remain valid.

Conclusions and Recommendations

Current supply and demand

3.452 The number of golf courses and driving ranges in Rutland directly reflects the demand for the sport as it is primarily led by commercial and golf club provision. The quality of the sites is generally good.

3.453 Golf is a sport which attracts a significant proportion of Rutland residents, though few of those taking part in golf would be seen as a high priority in terms of sports development.

Future requirements

3.454 No significant changes are currently expected in relation to golf in Rutland.

Recommendations

3.455 There are no specific recommendations for golf facilities, but planning policies should enable a degree of flexibility at golf course sites in order to enable the providers to update their golf “offer” over time.

SECTION 4: LOCAL FACILITIES

OUTDOOR BOWLS

Introduction

- 4.1 Bowls primarily attracts the older age groups and those from the higher socio-economic groups. Sport England estimates that around 312,000 people take part in some form of bowling at least once a month.
- 4.2 Rutland has an aging population so there is expected to be an increase in the number of people bowling over the next few years.
- 4.3 Bowling was extensively addressed by the Sport Structures work of 2013 and 2014 and as little has changed since these reports, the findings do not require updating. They are provided here for completeness.

Sport Structures 2013 findings and recommendations

Sport Structures Review of Outdoor Sport and Recreation Facilities in Rutland 2013

- 4.4 The review reported that:

4.38 There is a reasonable distribution of bowling greens with eight having been identified. All are in reasonable condition or better. With participation strong among the older population they benefit from having good voluntary effort to maintain greens and clubhouses. However there are concerns about the level of participation as most clubs membership has experienced a decline in membership over the last 12 months. Fields in Trust suggest that one bowls green should be within 20 minutes travel time by car within rural areas.

Rutland Sport and Recreation Community Facilities Delivery Plan (For consultation), January 2014

- 4.5 This report did not specifically include any recommendations in relation to outdoor bowls.

Need for updating

- 4.6 The findings and recommendations of the Sport Structures reports remain valid.

Justifying developers' contributions

- 4.7 No specific new outdoor bowls facilities are required but the existing facilities will require improvements to keep both the greens and the ancillary facilities high quality in the long term. There is justification for developers' contributions towards these improvements where there are identified and costed schemes, and investment is expected to be on a proportional basis where a bowls site is within the settlement or parish.

Conclusions and Recommendations

- 4.8 Bowling greens tend to attract older players and draw from a fairly local area. The quality of the greens and ancillary facilities will in part determine clubs' ability to attract and retain members. In principle, all sites should reach and retain the standard recommended by the national governing body.
- 4.9 In principle, there is a need to protect and improve the bowling greens in Rutland, but the requirements of specific bowling greens, and the potential benefits of investing in them further, will need to be assessed on a site by site basis.
- 4.10 Bowling site improvements such as disability access to greens and pavilions should be included within the County Council's list of fundable projects, but it will be for the individual club to make its case for any investment.
- 4.11 In relation to new housing developments, where there is an identified need for specific facility investment, this will need to meet the Community Infrastructure Levy (CIL) tests to justify contributions from developments. All new housing will be required to contribute on a proportional basis to identified and costed schemes for sites within the settlement or parish.

OUTDOOR TENNIS COURTS

- 4.12 Outdoor tennis courts in Rutland are a relatively important facility type as the sport is popular. There are currently 19 dedicated tennis courts plus a large number of multi-sport / multi use games areas courts on education sites. For example Uppingham School Sports Centre has 12 outdoor courts which are also used for netball in the spring term, but the school has a further 27 courts during the summer term available to its pupils.
- 4.13 This section of the Strategy primarily looks at dedicated tennis courts, following the approach taken by Sport England. This is because courts on school sites and elsewhere tend only to be available for community use during the summer months, with the courts being converted to netball and other sports for much of the rest of the year.
- 4.14 The national statistics from Sport England do not differentiate between tennis played indoors and outdoors. Information about national tennis participation is provided within the Indoor Tennis section (paragraph 3.347), and in relation to Rutland in paragraph 3.348 and 3.355.
- 4.15 Outdoor tennis was extensively addressed by the Sport Structures work of 2013 and 2014, and the relevant extracts from the reports are provided below.

Sport Structures 2013 findings and recommendations

Sport Structures Review of Outdoor Sport and Recreation Facilities in Rutland 2013

- 4.16 The review reported that:

Findings

4.43 Outside of the schools there are few tennis courts in the County. Clubs are based at Oakham, Ketton, Ryhall and Whissendine. Both Oakham and Uppingham schools have considerable numbers of specialist courts. This is increased substantially in summer when the ATPs are converted into tennis courts. The courts at Kendrew Barracks are only used casually by residents on the base. There are no public courts in Uppingham, an issue that needs to be addressed. The major issue for other clubs is the replacement of courts when they are worn out as the costs can be high for small clubs. Fields in Trust (formerly NPFA) suggest that community tennis courts should be within 20 minutes travel time by car within rural areas.

4.44 The Vale tennis courts are the largest facility (excluding the private schools) with four courts but are constrained for space. The site is owned by the Town Council who lease it to Oakham Tennis Club. The club has an active membership and a junior programme but cannot expand due to capacity issues. Floodlights would make the biggest impact upon the clubs development as they would be able to have more

playing time on the courts during the winter. The Vale tennis courts have a 'pay and play' option for use of the courts so casual participation can now take place; this has been in place since 2011.

6.2 Those sports with strong voluntary clubs should be supported to develop participation the following recommendation will support two clubs that could sustain further growth:

- New site for Tennis - Alternative sites should be identified to provide an option for Oakham Tennis Club to increase its facilities to meet existing and likely future growth in demand. Tennis courts accessible to the community are needed in Oakham and Uppingham. Alternative sites and access options need to be investigated.*

Recommendations

New site for Tennis

Alternative sites should be identified to provide an option for Oakham Tennis Club to increase its facilities to meet existing and likely future growth in demand. Tennis courts accessible to the community are needed in Oakham and Uppingham. Alternative sites and access options need to be investigated.

Protect existing sites

All existing sports facilities should be protected from development and where, appropriate, planning contributions used to enhance facilities with community access. Many sports (e.g. archery, cycling, equestrian and water sports) have a County wide catchment area so contributions from developments in the major settlements should be used. Where the catchment area of 20 minutes' walk exceeds a total population of 1,000, facilities for young people should be enhanced with the provision of MUGAs for football, basketball, netball and tennis.

Rutland Sport and Recreation Community Facilities Delivery Plan (For consultation), January 2014

4.17 The findings and recommendations of this report were:

2.15.1 There are four sports using outdoor facilities that have a recognised shortfall in facilities or facility availability. Tennis lacks enough community courts in the Uppingham area, although the development planned for floodlights to be installed at the Vale tennis courts, leased by Oakham tennis club, will substantially increase the amount of play through the winter months. At present, there are a greater number of people taking part in tennis in Rutland (2.4%) than across the rest of England (2.1%) showing a valid investment in tennis facilities in the county.

....

Likewise, tennis is also increasing the number of young people taking up the sport through Sportivate, and as such will require additional facilities to ensure it can meet the future need.

....

There are also no public courts at all in Uppingham which should be a point for consideration.

- 4.18 The consultation findings from the individual survey concluded that although only a few “replacement” tennis courts are required, some needed improvement. About 50% of the respondents said that the priority was to maintain the existing facility.
- 4.19 There were no specific recommendations in relation to outdoor tennis courts in the 2014 report.

Need for updating

- 4.20 Oakham Tennis Club now has 3 out of their 4 courts floodlit at their site adjacent to Oakham Bowling Club at The Vale. There is now no requirement for a new site for the club.
- 4.21 Uppingham still does not have any tennis courts available all year.
- 4.22 The need for improvements at other tennis courts across Rutland are likely to have changed little since the Sport Structures report, so should still be a priority.

Justifying developers’ contributions

- 4.23 No specific new outdoor tennis court facilities are required but the existing facilities will require improvements to keep both the courts and the ancillary facilities high quality in the long term. There is justification for developers’ contributions towards these improvements where there are identified and costed schemes, and investment is expected to be on a proportional basis where a tennis court site is within the same settlement or parish as the housing development.

Conclusions and Recommendations

- 4.24 Outdoor tennis courts are an important local facility in Rutland, and as such should generally be protected and improved.
- 4.25 The priorities are to:
- enable year round tennis in Uppingham, the option of retaining and floodlighting 2 courts adjacent to the Sports Centre should be explored with Uppingham School. If this was achievable, there would need to be a formal community use agreement to justify any public investment.
 - elsewhere, the priority is to retain and improve the courts, including the provision of floodlighting where this would significantly increase levels of use.

- 4.26 In relation to new housing developments, where there is an identified need for specific facility investment, this will need to meet the Community Infrastructure Levy (CIL) tests to justify contributions from developments. All new housing developments will be required to contribute on a proportional basis to identified and costed schemes for tennis sites within the same settlement or parish.

VILLAGE AND COMMUNITY HALLS

- 4.27 Village, church and community halls and similar venues provide essential space for many locally organised activities such as pilates, martial arts, short mat bowls and circuit training. This level of facility is particularly important for those people without a car or who do not wish to travel to a main sports centre to participate. They are also an important community resource to enable countywide programmes of sports and physical activity sessions to be delivered in localities, alongside other touring programmes, community celebrations and consultation events. In consultations undertaken by Rutland County Council, the importance of these facilities for women's participation emerged as a particularly strong theme, and is probably contributing very significantly to the overall high rates of participation in sport and physical activity within Rutland. Access to these facilities is required both during the day time and evenings.
- 4.28 The large sports halls (3+ badminton courts in size) are addressed in the Sports Hall section of this report.

Current provision

- 4.29 There are currently 35 village, church or community halls in Rutland, and these are mapped in Figure 52 below. The map shows a 10 minute drive time from the facilities that are located in Oakham, Uppingham or the Local Service Centres. This network of facilities within these sustainable locations means that almost everyone can access a facility within 10 minutes' drive. There are only small gaps across the County that are not covered, and most of these areas have relatively very small populations.
- 4.30 Rutland County Council undertook an update of both the usage of and key issues for the community and village halls in autumn 2014. A summary of the findings are provided in Figure 53 below. As yet the identified improvements for each hall have not been costed.
- 4.31 The survey showed that all of the facilities are accessible every day of the week, with the exceptions of the Cottessmore Scout/Guide Hut which has limited general community use, and Lyndon Village Hall which has major problems and safety considerations limit the use.

Figure 52: Village/Community Halls

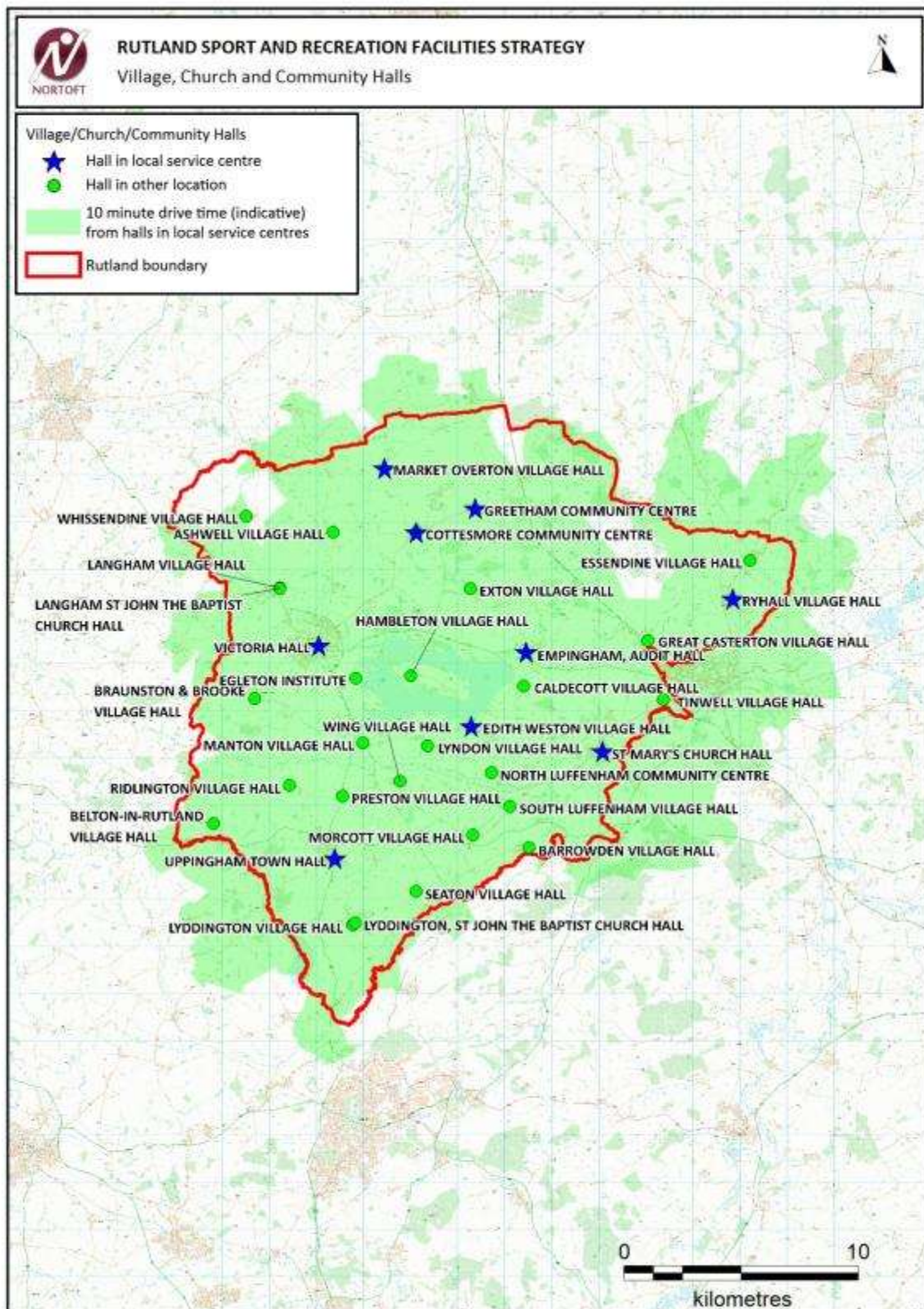


Figure 53: Community and village halls survey 2014 key findings

Name	Ownership	Plans for year ahead?	Car parking	Overall impression and comments	Provides for, or has facility or sport markings					
					Indoor Bowls	Badminton Courts	Table Tennis	Exercise Studio	Martial Arts	Dance Studio
ASHWELL VILLAGE HALL	Ashwell Parish Council	Unknown	poor	Sound but may benefit from modernisation						
BARROWDEN VILLAGE HALL	Registered Charity	Unknown	average	Recently refurbished with awards for all grant						
BELTON-IN-RUTLAND VILLAGE HALL	Registered Charity	Fitting new windows	average	Recent refurbishments						
BRAUNSTON & BROOKE VILLAGE HALL	Registered Charity	Unknown	very poor	A very open, freshly decorated facility that serves the needs and demands of the village.	✓		✓			
CALDECOTT VILLAGE HALL	Parish Council/ Charity Trustees	Unknown	average	Well used local facility	✓		✓			
COTTESMORE VILLAGE HALL & COMMUNITY CENTRE	Parish Council/ Charity Trustees	Extend and improve car park	good	Offers space for a good range of activities. Needs modernising and investment in internal décor.	✓	✓		✓	✓	
COTTESMORE SCOUT/ GUIDE HUT				Limited public use						✓
EDITH WESTON VILLAGE HALL	Parish Council/ Charity Trustees	Interior decorating	poor	Recent refurbishments décor improvements required				✓		
EGLETON INSTITUTE	Unknown			Very small facility little information available						

Name	Ownership	Plans for year ahead?	Car parking	Overall impression and comments	Provides for, or has facility or sport markings					
					Indoor Bowls	Badminton Courts	Table Tennis	Exercise Studio	Martial Arts	Dance Studio
EMPINGHAM VILLAGE HALL (AUDIT HALL)	Parish Council/ Charity Trustees	Refurbishment of hall, access and flooring	poor	Needs replacement flooring for more activities, doors ceilings and walls						
ESSENDINE VILLAGE HALL	Parish Council/ Charity Trustees	Unknown	very good					✓		
EXTON VILLAGE HALL	Voluntary Management Committee	Refurbish cladding, flooring, lighting and washrooms	poor	No parking. Repair/replace walls, roof and toilets. Building is behind a residential property driveway	✓			✓		
GREAT CASTERTON VILLAGE HALL				No information available		✓				
GREETHAM COMMUNITY CENTRE	Voluntary Management Committee	Solar panels	good	Excellent changing rooms that serve the outdoor pitches. Wish to modernise heating, renew roof and install solar panels						
HAMBLETON VILLAGE HALL	Charity	Recently refurbished								
KETTON ST MARY'S CHURCH HALL	Church building no information available									
LANGHAM ST JOHN THE BAPTIST CHURCH HALL				No information acquired						
LANGHAM VILLAGE HALL	Parish/Charity /Trustees	Continue to provide facility	very poor	Victorian building but well maintained but some repairs / refurbishment required				✓		✓
LYDDINGTON VILLAGE HALL	Voluntary management Committee		good	Facility suitable for community use				✓		

Name	Ownership	Plans for year ahead?	Car parking	Overall impression and comments	Provides for, or has facility or sport markings					
					Indoor Bowls	Badminton Courts	Table Tennis	Exercise Studio	Martial Arts	Dance Studio
LYDDINGTON, ST JOHN THE BAPTIST CHURCH HALL										
LYNDON VILLAGE HALL	Conant Estate	Facility at risk small village, tenant residents		Leaking roof, dangerous kitchen. Public use limited due to safety risks						
MANTON VILLAGE HALL	Parish Council/ Charity Trustees	Unknown	average						✓	✓
MARKET OVERTON VILLAGE HALL	Parish Council/ Charity Trustees	Retain community facility	average	A recently refurbished village hall that serves its purpose to the local residents				✓		
MORCOTT VILLAGE HALL	Village/ Charity Trustees	No specific needs identified	good	Poor signage, anyone who isn't local to the area would be unable to find the building.						
NORTH LUFFENHAM COMMUNITY CENTRE	This is community wing of school not used for sport and recreation									
OAKHAM VICTORIA HALL			poor	Good levels of community use and some recent refurbishment, some investment needed e.g. lift						
PRESTON VILLAGE HALL									✓	✓
RIDLINGTON VILLAGE HALL	Parish Council/ Charity Trustees	Redecoration and maintenance	very poor	Small community facility fit for purpose						

Name	Ownership	Plans for year ahead?	Car parking	Overall impression and comments	Provides for, or has facility or sport markings					
					Indoor Bowls	Badminton Courts	Table Tennis	Exercise Studio	Martial Arts	Dance Studio
RYHALL VILLAGE HALL	Parish Council/ Charity Trustees	Encourage more use of facilities	good	Refurbishment of toilets required				✓		✓
SEATON VILLAGE HALL	Parish Council/ Charity Trustees	Unknown	very poor	Is in need of an investment to external and internal décor and suffers from a poor location in that there is limited accessibility.						
SOUTH LUFFENHAM VILLAGE HALL	Parish Council/ Charity Trustees	Discussions underway for new hall and new location	very poor	Poor physical building, needs replacement to meet demands of village possibly on a new site						
TINWELL VILLAGE HALL	Parish Council/ Charity Trustees	Unknown	very good	A small tidy village hall that serves its purpose to the local residents in the village.						
UPPINGHAM TOWN HALL	Uppingham Town Council	Feasibility study underway	average	Facility is well used by the local community, potential for improvements and co-location of other services with community support						
WHISSENDINE VILLAGE HALL	Parish Council/ Charity Trustees	Continuation of refurbishment	poor	A well maintained village hall with good open space that allows for many clubs and activities for the local community.		✓				✓
WING VILLAGE HALL	Parish Council/ Charity Trustees	Maintenance of community centre	average		✓					✓

Sport Structures 2013 findings and recommendations

- 4.32 These multi-purpose halls were extensively addressed by the Sport Structures work of 2013 and 2014, and the relevant extracts from the reports are provided below.

Sport Structures Review of Outdoor Sport and Recreation Facilities in Rutland 2013

- 4.33 The report includes village halls within the sports halls section under multi-purpose halls, this however also includes school halls that are used by the community. The recommendations stated the following:

Recommendations

Maximise use of existing studio and multi-purpose spaces - There are facilities that are under used by clubs specifically small dance and martial arts spaces. The leisure and recreation team should broker relationships between facilities and clubs to ensure that any facilities that are under used can be used by clubs at a suitable cost.

New housing developments require a multi-use hall - There is need for the development of or access to a community building to meet the demands of residents within new housing developments. The building should meet legislative requirements and have space to accommodate a range of activities.

Rutland Sport and Recreation Community Facilities Delivery Plan (For consultation), January 2014

- 4.34 The findings and recommendations of this report are brought forwards from the 2013 report, with the addition of a recommendation to make quality improvements to the current multi-purpose halls.
- 4.35 From 2019-2024 there is a recommendation to provide a new multi-purpose facility depending on what has happened at Oakham Enterprise Park.

Need for updating

- 4.36 This report separates out multi-purpose halls from sports halls and therefore the Sports Structures reports are not directly comparable. However the key findings of the Sport Structures reports remain valid. The proposal for new halls within large development sites should however be reviewed.

Justifying developers' contributions

- 4.37 Identifying planning standards expressed as number of halls per population for community and village halls is not appropriate because any contributions will need to reflect the requirements of the local area. However having standards for quantity, quality and accessibility are appropriate. The following approach should be used to inform planning policy decisions.

Standard for quantity

- 4.38 A planning standard needs to be applied to new developments so that the impact of new demand arising from the planned new housing on the community and village hall network can be mitigated. The quantity standard is to have a good quality facility within 10 minutes drive time of all Rutland residents and which can be open during the weekday day times as well as evenings and weekends.
- 4.39 Oakham and Uppingham are the main towns, but through the Local Plan process seven “Local Service Centres” have also been identified. These are: Empingham, Greetham, Ketton, Ryhall, Market Overton, Cottesmore, and Edith Weston. Most of the planned housing growth will also be located around these settlements.
- 4.40 Many of the smaller villages also have their own village or community halls, some of which have significant issues with quality. New housing developments should contribute to the local village hall where there is an identified facility need, and may also contribute to the facilities in the nearest higher order facility in Oakham or Uppingham or one of the Local Service Centres, where a facility or service is not being provided by a local village hall.
- 4.41 The standard for the quantity of provision is proposed as:
- There should be at least one community or village hall per Local Service Centre and also within both Oakham and Uppingham, which are accessible during weekday daytimes, as well as on weekday evenings and weekends.
 - Existing village and community halls should be protected and enhanced, or where they are not suitable for retention, replaced within the locality by improved facilities
- 4.42 In relation to new housing developments, where there is an identified need for specific facility investment in an existing village or community hall this will need to meet the Community Infrastructure Levy (CIL) tests to justify contributions from developments. All new housing will be required to contribute on a proportional basis to identified and costed schemes within the settlement or parish in which the development is located. If there is more than one site, to the nearest.

Standard for accessibility

4.43 Almost all Rutland residents are within a 10 minute drive time of a community or village hall. It is proposed that the planning standard should be:

- All residents should be within a 10 minute drive time catchment of a hall, and halls should be easily accessible on foot and by cycle and have adequate parking.

Standard for design and quality

4.44 The community centres, village halls and similar facilities should be able offer a wide range of activities as well as meet modern standards for H&S, DDA, energy efficiency etc. It is important that the design of the facilities should be highly flexible, to enable the local management of the sites to both provide a community facility, and also generate income where possible to ensure the viability of their provision.

4.45 Improvements should reflect the current best practice guidance from relevant agencies, including for the kitchen, storage and ancillary facilities such as the car park, to enable the sites to provide effectively for their local communities.

4.46 Where there is no necessity for capital build works to meet the needs of new residents, developers should be required to make revenue contributions for refurbishment / repair and upkeep of halls and community centres in order to ensure they provide a quality experience for users.

Conclusions and Recommendations

4.47 Village, church and community halls are an essential element of the sport and active recreation facilities network, providing opportunities at the local level, particularly for people without a car or who are unable to travel easily, and in supporting women's participation. Village Halls are a crucial element of rural community life.

4.48 There is a need to ensure that there is day time access to good quality hall facilities during the weekday day time as well as evenings and weekends, at minimum in Oakham, Uppingham and each of the Local Service Centres, but ideally also at a wider network of halls across Rutland.

4.49 There is no identified need for additional community or village halls in Rutland to meet the demand from residents up to 2036, but the existing network needs to be protected and enhanced in order to cater for the needs of both the existing and future communities. The 2014 community and village hall survey has identified issues at a number of halls. Facility improvements should be fully costed and designed to provide direct benefits to the local community, and given the size of many halls, these may be revenue refurbishment projects as well as capital build schemes.

Recommendations

1.23 The policy objectives in relation to village and community halls are:
as:

- There should be at least one community or village hall per Local Service Centre, and also within both Oakham and Uppingham, which are accessible during weekday daytimes, as well as on weekday evenings and weekends.
- Existing village and community halls should be protected and enhanced, or where they are not suitable for retention, replaced within the locality by improved facilities.
- All residents should be within a 10 minute drive time catchment of a hall, and halls should be easily accessible on foot and by cycle and have adequate parking.
- The community centres, village halls and similar facilities should be able offer a wide range of activities, as well as meet modern standards for H&S, DDA, energy efficiency etc. Any improvements should reflect the current best practice guidance from relevant agencies, including for the kitchen, storage and ancillary facilities such as the car park, to enable the sites to provide effectively for their local communities and generate income to ensure sustainability.

4.50 In relation to new housing developments, where there is an identified need for a specific facility investment, this will need to meet the Community Infrastructure Levy (CIL) tests to justify contributions from developments. All new housing developments will be required to contribute on a proportional basis to identified and costed schemes at their nearest village hall or community centre. The amount of funding will be the proportion of the development compared to the population of the parish in which the development is located.

SECTION 5: COUNTRYSIDE AND WATER SPORT ACTIVITIES

- 5.1 There are a number of sport and recreation activities which are not specifically addressed by this Strategy as they tend to be based in the countryside on natural resources. These sports and activities include amongst others; walking, cycling, horse riding, sailing, canoeing, windsurfing, rowing, motorcycle trials, and air sports.
- 5.2 It is not possible nor appropriate to attempt to devise formal planning standards for these activities, as more important is appropriate and sufficient access to the resources. The appeal of these types of sport in the Rutland is wide, with every one of the larger Market Segments using the countryside for at least one activity. The most popular of these activities is cycling, but horse riding, athletics (including jogging) and angling also appear. Archery is not a large enough activity to appear in the Market Segmentation modelling but is another popular activity in the County.
- 5.3 The previous Sport Structures reports addressed countryside and water activities. The relevant sections of the reports are given below:

Sport Structures Review of Outdoor Sport and Recreation Facilities in Rutland 2013

- 5.4 The review findings were:

Angling

4.34 Rutland Water provides a 1254.53 hectare fishery for a range of angling opportunities. The Fishing Lodge at Normanton enables participants to access tuition from professional guides, tackle and motor-boat hire. In addition Eyebrook Reservoir provides 161.87 hectares of water which has an easily accessible bank and good water levels year round. No other water sports take place on Eyebrook Reservoir. There is no population or distance based provision standards.

Archery

4.35 Rutland has two proactive Archery clubs. The Bowmen of Rutland Archery Club offer bow types including recurve, compound or longbow. The club uses indoor facilities in winter at Casterton Community College and Greetham Community Centre and in summer outdoors at their own facility at Greetham Valley Golf Club. The club has active junior and senior sections, as well as offering beginners' courses. The Lionheart Company of Bowmen offers various styles of archery including target, field and clout shooting. The club holds evening sessions at Whissendine Sports Club shooting outside in summer (180 yards) and inside in winter (20 yards). There is no population or distance based provision standards.

Cycling

4.39 Rutland Water offers 26 miles of cycle tracks around the perimeter of Rutland Water, with optional routes for a range of participants. Casual participants can hire bikes from depots at both Whitwell and Normanton. Routes and pathways are well marked and maintained. Velo Club Rutland is the main cycle club within the county with over 100 members. The club offers competitive opportunities within Cycling time trials, British cycling road race, TLI road races and various other local club events. The club is currently working towards British Cycling's Go Ride Clubmark accreditation. The club have a small junior section that is growingly a very fast rate although most training takes place on public roads. The club currently uses traffic free airfield at Kendrew barracks and accompanying slip roads for more specific race training, it's also a more secure and safer environment for developing juniors.

Equestrian

4.40 Rutland Polo Club has a range of facilities with its main grounds at Langham covering 12.34 hectares, which includes four grounds, three stick n ball fields, one arena and a Club house. Ketton Park Cross Country Park covers 13.66 Hectares and offers a comprehensive and challenging course. In addition Rutland has Stretton Riding and Training Centre which offers dressage, cross country, show jumping and beginners' sessions. There is no population or distance based provision standards.

Water Sports

4.45 Rutland Water provides approximately 790 hectares of water for sports activities, which is an ideal facility for a range of water sports activity. The main water sports centre is on the north shore at Whitwell creek where activities such as powerboating, canoeing, kayaking, dinghy sailing and windsurfing can be accessed. Rutland Sailing Club is on a 5.26 hectare site on the south shore, offering 145 moorings and space for parking 850 dinghies and sail boards. The club provides almost 500 members with access to the water. There is no population or distance based provision standards.

Adaptability – need to cope with changes in need and demand over time

4.46 The majority of the non-pitch based sports are individual sports, although Team Generation Rates cannot be applied to individual sports there is likely to be an increase in demand for individual sports as the population grows. Many of the outdoor facilities that are not pitch based are owned by sports clubs or private companies, these facilities may face some limitations in relation to the scale and cost of growth required to meet local needs.

5.5 The recommendations included:

Security for Rutland Velo Club – The club have negotiated using the Kendrew barracks site, to practice on traffic free tarmac, but this agreement could cease at any moment depending on the needs of the MOD. Further research should be

conducted with the club to establish the needs of the junior membership in terms of safe environment for training and to investigate facility needs.

Protect existing sites - All existing sports facilities should be protected from development and where, appropriate, planning contributions used to enhance facilities with community access. Many sports (e.g. archery, cycling, equestrian and water sports) have a County wide catchment area so contributions from developments in the major settlements should be used.

Rutland Sport and Recreation Community Facilities Delivery Plan (For consultation), January 2014

- 5.6 The findings in this report included a comment from polo:

We need teaching facilities of an enclosed area with sloping floors and a wooden horse to allow us to teach children and young people safely. The grounds are adequate but to increase the profile of the Club, and therefore Rutland itself, improvements are needed to hold more prestigious tournaments.

- 5.7 There is also the following comment in the findings section:

An additional paragraph is needed in this section to reflect the importance of the natural environment for active recreation purposes, for example Rutland Water is of particular significance to the provision of water sports. Facilities that accommodate country sports are also of importance to local people.

- 5.8 The relevant recommendations were:

Cycle path updates

New cycling path have been recently approved, however due to the popularity of the sport in Rutland, cycling paths in the County will need to be continually updated. This action was identified as a relatively low priority but potentially feasible.

Innovative project to maximise opportunities at Oakham Enterprise Park

There are currently

There are currently units at Oakham Enterprise Park that have not been designated for use. This could be an opportunity for the Council to consider an innovative solution such as an indoor BMX and skate stunt park, a velodrome, or indeed a large aquatic centre. Access to the enterprise park does need to be considered as the rural nature of the park will affect the viability of such a development. This action was considered a low priority and difficult to achieve.

Need for updating

- 5.9 The findings of the 2013 Sport Structures reports remain very largely valid, and progress has been made in relation to both increasing the cycle route network in the County, and Oakham Enterprise Park.
- 5.10 There are discussions underway about the potential of a new cycling and potentially running facility near Oakham, but these are still at an early stage. Rutland County Council is leading on the proposal, and will continue to do so.

Conclusions and recommendations

- 5.11 The main roles of Rutland County Council in relation to these types of sports and activities are and will continue to be:
- As an advocate working with partners to gain and retain access to a wide range of “natural resources”, including Rutland Water.
 - Providing positive planning policy guidance to encourage provision for and access by a range of sport and recreation activities. This includes in relation to noisy sports.
 - Encouraging the development of safe cycling routes, both as part of sustainable transport and a part of GI provision. This may include a closed road circuit(s).
 - By providing grant aid, where appropriate, to clubs to gain, maintain and improve their facilities, particularly where this encourages or enables new participation.

SECTION 6: PLAYING PITCHES

Introduction

- 6.1 This section of the strategy considers playing pitches. It follows the Sport England methodology Playing Pitch Strategy Guidance 2013 and the future priorities for investment have been derived following the close involvement of local clubs, Sport England, the Football Association, Leicestershire and Rutland Cricket Board, the Rugby Football Union, England Hockey, and Rutland County Council.

- 6.2 The main first part of this section relates to artificial grass pitches for football, hockey and rugby. The second section focuses on grass pitches for football, cricket and rugby.

ARTIFICIAL GRASS PITCHES

Introduction

- 6.3 Rutland appears, at first glance, to be well supplied with artificial grass pitches, but this section of the report identifies some significant issues which will require addressing.
- 6.4 In terms of demand from sports, community hockey is now solely played on artificial surfaces, football is increasingly using these pitches for training and matches and there is strong growth in small sided versions of the game, and rugby has just started using artificial surfaces for matches although the preferred surface for the community game is natural grass.
- 6.5 Artificial grass pitches (AGPs) are often considered revenue generators so can be an important source of income for schools, clubs and leisure centres. However all too often insufficient money is set aside to re-carpet the pitch at the end of its lifespan (often about 10 years) so issues arise in terms of maintaining and retaining the facility, particularly in areas where demand for AGPs is largely already satisfied and there is limited “latent” demand for AGP space.

Pitch design and activities

- 6.6 There are three main types of AGPs: sand based/sand filled; 3G; and water based. These pitches can withstand high levels of use if they are maintained carefully, but are only really of value to the community if they are floodlit to enable evening use.
- **Sand dressed/sand filled (sand based)** pitches have a short pile, which is most suited to hockey but can be used for football and non-contact rugby training. This is the most common surface for school sites, and the longest established.
 - The sand dressed pitches are England Hockey Board (EHB) Category 2 pitches and are approved for hockey within the FIH global/national parameters
 - The sand-filled (sand based) surfaces are EHC Category 3 surfaces within the FIH national parameter. All of the hockey pitches in Rutland are of this sub-type.
 - **3G or rubber crumb** pitches have a long pile and are the preferred surface for football and rugby (with enhanced specification), but they have limited use for hockey, as an EHB Category 4 pitch.
 - **Water based** pitches have a specialist hockey surface but can also be used for football and non-contact rugby training. There are no water based AGPs in or around Rutland. These are EHB Category 1 pitches.
- 6.7 The demand for AGPs is one of the fastest growing of all sports facilities, and the National Governing Bodies (NGBs) are responding to this with ‘new’ surfaces and new competition rules. AGPs are also vital for many clubs for training, even if

matches are played on grass. The guidance from Sport England and the NGBs ('Selecting the Right Artificial Surface', 2010) provides more detail on the types of surface and their expected use (see Figure 54).

- 6.8 From the 2014/15 season a 3G pitch which appears on the FA's national register can be used for match play in all competitions at the FA's National League system Step 7 and below including Women's and Youth Football. These pitches are tested by the FA every three years and can either be "approved" as meeting the FA's (lower) or the Federation Internationale de Football Association's (FIFA) (higher) standards.
- 6.9 The majority of community demand for AGP time comes from football training and the small-sided senior game. The small-sided game is often unaffiliated and run independently from the Football Association, either on full sized pitches which have been divided up, or on small sized pitches. Of the two, the small sided pitch complexes can be more attractive to adult players, particularly where they are supported by high quality ancillary facilities.
- 6.10 The cost of hiring artificial surfaces sometimes prohibits use by mini and junior football teams.
- 6.11 AGPs are seen as a major benefit for schools, both in the public and independent sectors. Consequently there are two full size AGPs at Oakham School and three full size AGPs at Uppingham School, and both of these school have hockey as one of their main school sports. The only 3G AGP in Rutland is at Uppingham Community College.

Figure 54: AGP surfaces and use by sport

Pitch type	Rubber crumb type			Sand type		Water type
Category	Long Pile 3G (65mm with shock pad)	Long Pile 3G ¹ (55-60mm)	Short Pile 3G ¹ (40mm)	Sand Filled ¹	Sand Dressed ¹	Water based ¹
						
Comments on sports surfaces	Rugby surface	Preferred football surface	Acceptable surface for some competitive football and hockey	Acceptable surface for competitive hockey and suitable for football training	Preferred surface for competitive hockey and suitable for football training	High level competitive hockey and suitable for football training if pitch irrigated
Sport						
Hockey	○ ○ ○ ○ ○ ○	○ ○ ○ ○ ○ ○	● ● ● ○ ○ ○ ²	● ● ● ○ ○ ○ ²	● ● ● ○ ○ ○ ²	● ● ● ● ● ● ²
Rugby League	● ● ● ○ ○ ○ ³	● ● ● ○ ○ ○ ³	● ● ○ ○ ○ ○ ⁴	● ○ ○ ○ ○ ○ ⁵	● ○ ○ ○ ○ ○ ⁵	● ○ ○ ○ ○ ○ ⁵
Rugby Union	● ● ● ● ● ● ⁶	● ● ○ ○ ○ ○ ⁷	● ○ ○ ○ ○ ○ ⁵	● ○ ○ ○ ○ ○ ⁵	● ○ ○ ○ ○ ○ ⁵	● ○ ○ ○ ○ ○ ⁵
Football	● ● ● ● ● ● ⁸	● ● ● ● ● ● ⁸	● ● ● ● ● ○ ⁸	● ○ ○ ○ ○ ○ ⁹	● ○ ○ ○ ○ ○ ⁹	● ○ ○ ○ ○ ○ ⁹
Key	<div>○ ○ ○ ○ ○ ○ Not suitable for use</div> <div>● ○ ○ ○ ○ ○ Surface for modified games/training on but not suitable for serious training / competition</div> <div>● ● ○ ○ ○ ○ Surface for training/recreational use</div> <div>● ● ● ○ ○ ○ Surface for training and for some competition</div> <div>● ● ● ● ○ ○ Surface for competition and training</div> <div>● ● ● ● ● ○ Surface for competition and training (regional / national)</div> <div>● ● ● ● ● ● Surface for high level competition/training (national/international)</div>			<div>¹ Shockpad optional: often needed to meet appropriate performance requirements</div> <div>² Surface must comply with FIH Standard (insitu tested)</div> <div>³ RFL currently evaluating surface standard - see their website for latest information</div> <div>⁴ No full contact</div> <div>⁵ Can only be used for Tag and Touch Rugby / Handling skills</div> <div>⁶ Surface must comply with IRB type 22 with enhanced HIC requirement</div> <div>⁷ RFU currently evaluating surface standard - see their website for latest information</div> <div>⁸ Surface must comply with FIFA 1 star or IATS equivalent approval required</div> <div>⁹ Surface must comply with BSEN 15330-1 (2007)</div>		
Note:	All users should refer to the individual NGB guidance, available on line, for specific information on the preferred categories					

Current provision

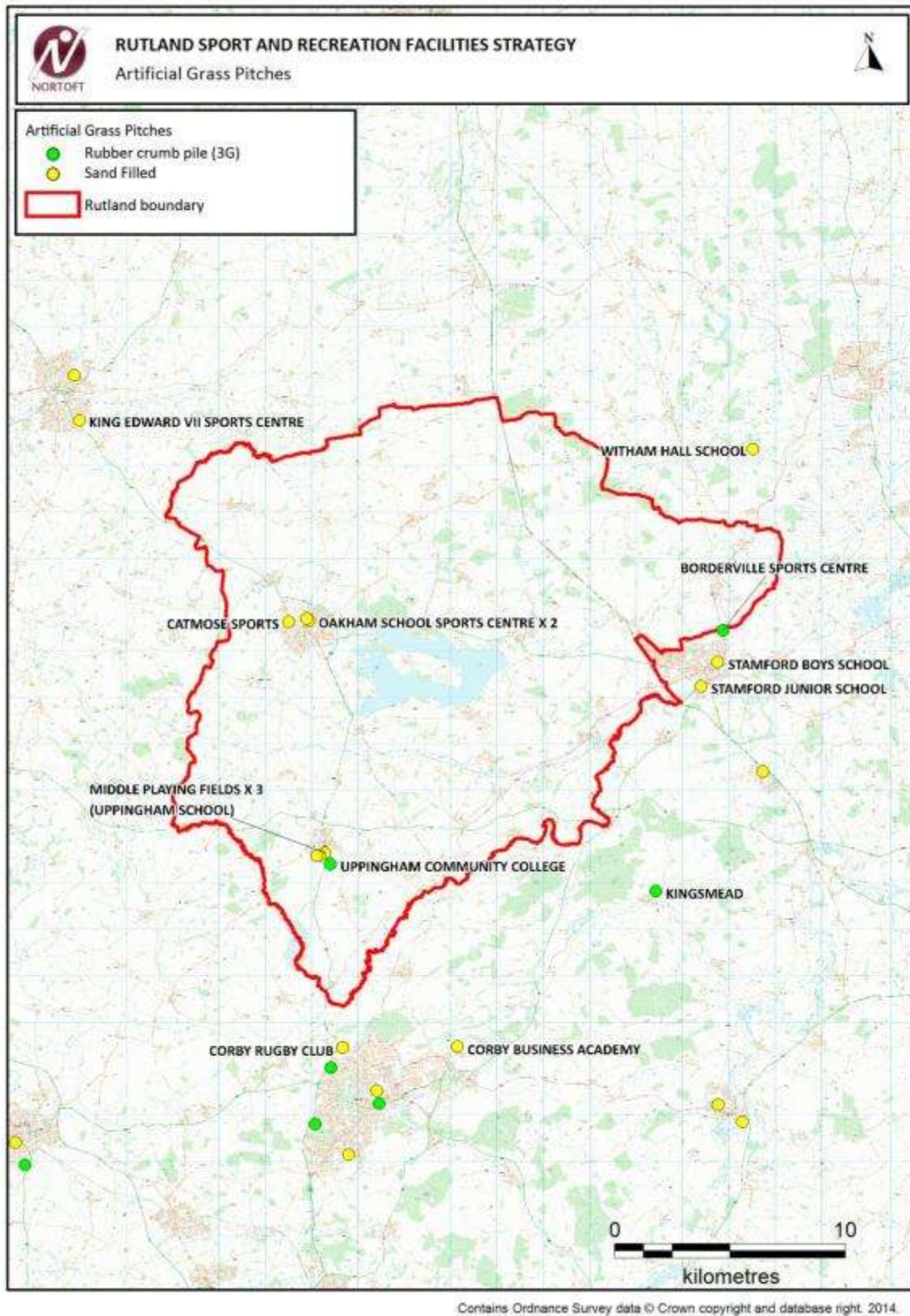
- 6.12 Within Rutland there are currently 7 artificial grass pitches of various types and sizes which are or could be made available to the community. There is also a small pitch at Oakham Enterprise Park which is not floodlit and is currently out of use. The pitches are listed in Figure 55 and mapped in Figure 56. However the real availability to the community at the times required for training and matches is much more restricted.
- 6.13 Community hockey requires a large size sand filled or sand dressed pitch which is floodlit for weekday evening training, and a pitch during the daytime for Saturday matches, although some of the junior matches are held on Sundays. Of the pitches in Rutland, only Catmose with its sand filled surface is available during all of these times. However the Rutland Mixed Hockey Club base itself at Oakham School, where there is restricted pitch time.
- 6.14 The 3G AGP at Uppingham Community College is suitable for football and rugby training but is not suitable for football matches as it has not achieved the FIFA 1 star performance criteria. Most of the demand for both football and rugby training is Monday to Friday evenings, with the peak demand usually on Tuesdays and Thursdays. The nearest FIFA approved pitches are in Leicester.
- 6.15 There are also a number of AGPs over the boundary of Rutland suitable for both hockey and football including three pitches in Stamford and a number in Corby.
- 6.16 There are no known planned changes to the AGP network in either Rutland or the surrounding authorities.
- 6.17 The small size (36 x 32 m) sand based pitch (not floodlit) at the Active Rutland Hub has been repaired and is available for use. However as throughput is not available it has been excluded from the main analysis below.

Figure 55: AGPs in Rutland

Site Name	Facility Sub Type	Dimensions (m)	Build date [date refurbished]	Sports lighting	Ownership Type	Management Type	Access Type	Hours available for community use	Available Saturday day/ Sunday day/ Mon-Fri evening
CATMOSE SPORTS, OAKHAM	Sand Filled	60 x 100	2011	✓	Academies	Trust	Pay and Play	77	all
MIDDLE PLAYING FIELDS, UPPINGHAM	Sand Filled	60 x 100	1990 [2007]		Other Independent School	School/ College (in house)	Sports Club / Community Association	19	Sunday day Mon-Fri eve
MIDDLE PLAYING FIELDS, UPPINGHAM	Sand Filled	60 x 100	2000		Other Independent School	School/ College (in house)	Sports Club / Community Association	19	Sunday day Mon-Fri eve
MIDDLE PLAYING FIELDS, UPPINGHAM	Sand Filled	60 x 100	2007	✓	Other Independent School	School/ College (in house)	Sports Club / Community Association	19	Sunday day Mon-Fri eve
OAKHAM ENTERPRISE PARK	Sand Filled	36 X 32	Awaiting repair		Local Authority	None in place	To be confirmed	0	0
OAKHAM SCHOOL SPORTS CENTRE	Sand Filled	60 x 100	2000 [2013]	✓	Other Independent School	School/ College (in house)	Sports Club / Community Association	8	Sat eve Sunday day Mon-Fri eve
OAKHAM SCHOOL SPORTS CENTRE	Sand Filled	66 x 105	2003 [2013]		Other Independent School	School/ College (in house)	Sports Club / Community Association	8	Sat eve Sunday day Mon-Fri eve
KENDREW BARRAKS (RAF COTTESMORE)	Sand Filled	60 X 110	1999	✓	MOD	MOD	Private Use	0	0
STOCKEN PRISON	Rubber crumb pile (3G)	12 x 40	2012	✓	Government	Other	Private Use	0	

UPPINGHAM COMMUNITY COLLEGE	Rubber crumb pile (3G)	60 x 100	2006	✓	Foundation School	School/ College (in house)	Sports Club / Community Association	13.5	Saturday day Mon-Fri eve
-----------------------------------	---------------------------------	----------	------	---	----------------------	----------------------------------	---	------	-----------------------------

Figure 56: Artificial Grass Pitches
(excluding Oakham Enterprise Park small pitch)



Assessment of current supply/demand

- 6.18 Only the Catmose AGPs has usage information available. Only football use is recorded and there was a throughput of 4,707 visits for the year ended March 2014. It is known that Oakham School hire the pitch for school hockey use.
- 6.19 Only one of the AGP sites is in secure community use, Catmose. Most of the pitches are on the independent school sites at Oakham and Uppingham, and the pitch at Uppingham Community College is not in secure use.

National Governing Body comments and strategies

Hockey

- 6.20 England Hockey's document The Right Pitches in the Right Places is the governing body's facilities strategy. It suggests that there should be a number of steps in assessing hockey provision including an assessment of supply and demand, the strategic considerations, the type/level of use, and standard of play. Nationally over 80% of the total current pitch provision is on education sites (schools, Further Education, or Higher Education).
- 6.21 England Hockey does not have any specific facility recommendations for hockey in Rutland. Oakham School hosts one of the England Hockey Junior Development Centres, but Uppingham School is also strong in hockey.

Football

- 6.22 The Football Association's National Facilities Strategy of 2013 places heavy emphasis on the development of new 3G AGPs and on the re-carpeting of some of the existing AGPs to 3G from sand filled/dressed. The objective is to give every team the opportunity to at least train on a 3G pitch, and the FA estimate that the equivalent of one large size 3G pitch is needed for every 60 teams in an area.
- 6.23 With the number of 3G pitches already available in Rutland and its surrounding area, the County would be a low priority for funding for AGPs from the Football Foundation, which is the sister organisation to the FA and manages the grant aid programme for football.

Rugby Union

- 6.24 The National Facilities Strategy 2013-2017 from the Rugby Football Union (RFU) sets the criteria for the County Board investment strategies. One of the priorities for investment includes "Increase the provision of artificial grass pitches that deliver wider game development outcomes".

6.25 The RFU strategy states:

“The use of artificial grass pitches and in particular IRB 22 compliant surfaces has the potential to offer wider opportunities for the growth of the game, particularly when taken in the context of those communities that do not have access to natural turf facilities or when natural turf facilities are unavailable or unusable. Artificial grass pitches can offer a quality playing surface throughout the year, allowing for increased opportunities for training and match competition at all levels and ages. In a wider context and when delivered against a strategic setting such as a school, college or university site, they enhance curricular activity, opportunities for intra-mural social and competitive rugby and provide quality playing opportunities for the wider community.

Previous strategic investment in artificial grass pitches that deliver wider game development outcomes remain valid and investment will continue into sites that service a number of rugby partners at a local level.”

6.26 The 3G pitch at Uppingham Community College is not ideal for rugby training but is available for use by Stoneygate RFU which is located at the school.

Club consultation responses

6.27 The following comments were received from the pitch based clubs in Rutland during the summer/autumn 2014.

Hockey

6.28 The Rutland Hockey Club currently runs two senior teams in the Leicester and Rutland mixed leagues in Division 1 (RTH) and Division 2 (RTO). They are based at Oakham School where they access the pitch at 10.30 am on Saturdays. The club does not have access to changing provision.

6.29 The club currently has 38 adult players but does not have any single sex teams nor juniors. The majority of the club members live outside of Rutland. The club has stayed the same size over the last 3 years and does not anticipate growing. Even if the club were to be provided with additional pitch time, they are not sure that they would develop further.

Football

6.30 Of the clubs responding to the survey, the following made comments about 3G AGP space.

Ketton FC

- 6.31 Their two senior teams use Stamford AFC's 3G pitch for training.

"The club would benefit massively from access to a 3G pitch. We currently pay £35 per week to use the facility at Stamford which is a drain on club resources."

Oakham United

- 6.32 They state that their adult teams use 3G pitch outside of Rutland, and the Veterans use the Catmose pitch once a week. However their main training appears to be at Barleythorpe on the grass pitch. The club states that there is no 3G pitch within Rutland, and would like such a pitch adjacent to the Oakham United FC site.
- 6.33 These consultation findings suggest that further AGP space is not really justified.

Modelling

- 6.34 A number of different modelling tools can be used to assess the current AGP provision in Rutland.

Market Segmentation and sports development

- 6.35 The use of AGPs is primarily by young men for football, and there is also use to a lesser extent by both men and women for hockey, and some use for rugby training. Only some of the dominant market segments in Rutland are therefore likely to use these facilities on a regular basis.

Facilities Planning Model

- 6.36 The Sport England Facilities Planning Model for AGPs currently considers only large size pitches and included Kendrew Barracks (RAF Cottesmore) in the assessment. The key parameters (Figure 57) used in the FPM provide a useful guide to the ways in which AGPs are used. The key points to note are: the dominance of football overall, the much higher percentage of male users than female, and the rapid fall off in users with age.

Figure 57: FPM AGP parameters

	Parameter	Comments																					
Participation -% of age band	<table><tr><td></td><td>0-15</td><td>16-24</td><td>25-34</td><td>35-44</td><td>45-54</td><td>55+</td></tr><tr><td>Male</td><td>3.37</td><td>7.72</td><td>4.93</td><td>2.71</td><td>1.26</td><td>0.17</td></tr><tr><td>Female</td><td>3.16</td><td>2.70</td><td>0.94</td><td>0.46</td><td>0.18</td><td>0.07</td></tr></table>		0-15	16-24	25-34	35-44	45-54	55+	Male	3.37	7.72	4.93	2.71	1.26	0.17	Female	3.16	2.70	0.94	0.46	0.18	0.07	
	0-15	16-24	25-34	35-44	45-54	55+																	
Male	3.37	7.72	4.93	2.71	1.26	0.17																	
Female	3.16	2.70	0.94	0.46	0.18	0.07																	
Frequency – Visits Per Week in the Peak Period	<table><tr><td></td><td>0-15</td><td>16-24</td><td>25-34</td><td>35-44</td><td>45-54</td><td>55+</td></tr><tr><td>Male</td><td>1.81</td><td>1.67</td><td>1.27</td><td>1.06</td><td>1.07</td><td>0.97</td></tr><tr><td>Female</td><td>1.02</td><td>1.45</td><td>1.34</td><td>1.31</td><td>1.21</td><td>1.32</td></tr></table>		0-15	16-24	25-34	35-44	45-54	55+	Male	1.81	1.67	1.27	1.06	1.07	0.97	Female	1.02	1.45	1.34	1.31	1.21	1.32	Football 75.2% Hockey 22.7% Rugby 2.1%
	0-15	16-24	25-34	35-44	45-54	55+																	
Male	1.81	1.67	1.27	1.06	1.07	0.97																	
Female	1.02	1.45	1.34	1.31	1.21	1.32																	
Peak Period	<p>Monday-Thursday = 17.00 – 21.00 Friday = 17.00 – 19.00 Saturday = 9.00 – 17.00 Sunday = 9.00 – 17.00</p> <p>Total Peak Hours per week = 34 hrs Total number of slots = 26 slots</p> <p>Percentage of demand in peak period = 85%</p>	<p>Mon-Friday = 1 hr slots to reflect mixed use of activities –training, 5/7 a side & Informal matches</p> <p>Weekend = 2 hrs slots to reflect formal matches.</p>																					
Duration	<p>Monday - Friday = 1 hr Saturday & Sunday = 2 hrs</p>																						
At one time capacity	<p>30 players per slot Mon to Fri; 25 players per slot Sat & Sun 30 X 18slots = 540 visits 25 X 8slots = 200 visits Total = 740 visits per week in the peak period</p>	<p>Saturday and Sunday capacity to reflect dominance of formal 11-side matches i.e. lower capacity</p>																					
Catchments	<p>Overall catchment for all users 82% travelling 20 minutes or less during week – within a distance decay function of the model Users by travel mode 81% Car borne 15% Walk 4% Public Transport</p>																						

6.37 The key findings from the FPM 2014 National Run assessment (including Kendrew Barracks) were:

- The total demand for AGP space was just over 1 AGP, taking into account the demand from both hockey and football.
- The amount of AGP supply scaled with hours and taking into account whether a pitch is floodlit, was estimated to be around 3.3 pitches.
- There are high levels of satisfied demand, at 98%, which is well above the averages for Leicestershire, the East Midlands region, or England.
- There is a slight net import of players using the AGPs.
- About 81% of visits to AGPs were made by road.
- The unmet demand is primarily due to pitches not being floodlit, so effectively not being available for winter evenings. The unmet demand is approximately evenly spread across Rutland.
- The FPM estimated used capacity of Catmose is 52%, and it should have a capacity of round 740 visits per week in the peak period. On this basis it would be expected to have around 385 visits per week across all of the sports at peak time, so an annual throughput at peak time of around 20,020. With around 85% of the demand being in the peak period, the maximum throughput for a pitch such as Catmose might be around 43,500 visits per year. The actual throughput at Catmose (football only) is just under 5,000.
- The estimated used capacity of Uppingham Community College pitch is 27%, and again if it was full, the pitch would be expected to have around 740 visits per week in the peak period.
- There was no differentiation in the report between hockey and football.

FA model for 3G AGP provision

6.38 Another approach to the assessment of the supply and demand for 3G AGPs is the model that the FA have developed based on their aspiration that each football team should have access at least one hour a week for training purposes to a 3G AGP of any size. To this end they have developed their own model to calculate the amount of 3G AGP pitch space required. The FA assumes in their model that the 3G AGPs are available from 6pm-10pm midweek and 9am-5pm on weekends, and that 3G pitches are available for club training on the following basis (Figure 58).

Figure 58: FA AGP model and assumed training hours

Pitch size and nature	Number of hours assumed available for club training per week for this type of pitch
Full size pitch with community use at evenings and weekends	56
Community club stadia pitch	46
Multi Use Games Area	18
Commercial 5 a side centres	10
Pro club indoor and outdoor facilities	0

- 6.39 The FA model identifies how many more hours are required in each local authority to potentially provide every affiliated club with the opportunity to train for one hour per week. Based on the number of affiliated teams in Rutland (33), the FA is therefore seeking 33 hours of training time on 3G AGPs.
- 6.40 There is only one 3G pitch in Rutland, at Uppingham Community College. This is open Monday-Friday 16.00 – 21.30 and Saturday from 08.30-16.00. This gives a total of 35 hours of pitch time. The single pitch at the college therefore technically meets the needs of the FA model, but is probably too far for some residents to travel to for training.
- 6.41 However the 3G pitch at Borderville in Stamford provides an additional resource to for residents on the east side of the authority. There is least access to 3G provision to the north of Oakham, which probably accounts for the use of Catmose for football.

Comparator authorities' provision

- 6.42 Using the data available on Active Places it is possible to compare the general levels of artificial grass pitch provision for Rutland with its CIPFA benchmark authorities and other similar authorities. This comparison is useful way of reviewing the amount of provision in Rutland, though it does not take account of the distribution, quality of the facilities, or accessibility of facilities over the authority's borders. However the broad comparison provides a general feel for the amount of provision in the authority in relation to similar authorities elsewhere.
- 6.43 The following table (Figure 59) splits the surface type but does not differentiate between small and large size pitches, nor does it take account of the amount of access to pitches for the community, a key issue for Rutland. These have been used to inform the first version of the Nortoft Calculator, see Figure 60a.
- 6.44 The rate of provision between the comparator authorities when considering all of the pitches within the authorities is very variable, with the highest rate of provision being West Somerset, which is one of the smallest authorities in England. The

overall rate of provision for Rutland is about 2.5 times that of the England average. There are no water based hockey pitches in Rutland, which is also the case in most of the compactor authorities.

Figure 59: AGPs - comparator authorities

Comparator	Population at 2014 (ONS figure, at 2012)	AGPs (sand filled or sand dressed)	AGP (3G)	AGP (water based)
Rutland	37,000	7	1	0
Cheshire East	376,100	27	11	0
County of Herefordshire	187,700	9	2	0
Shropshire	311,500	17	17	2
Wiltshire	484,400	29	7	0
Christchurch	49,000	5	2	0
Purbeck	45,600	2	3	1
West Somerset	34,700	9	0	0
East Midlands	4,652,000	220	203	6
National	54,613,000	2239	2735	86

Assessment of Future Needs

Nortoft Calculator

- 6.45 Two versions are provided in Figure 60a and 60b below of the Nortoft Calculator. The first considers all of the AGPs within the authorities, and the second is based on the comparator information provided in the FPM report based on the 2014 National Run assessment and the report produced by Sport England.
- 6.46 The Calculator helps to forecast the future need for large size pitches based upon both changes in the population and the anticipated growth in participation (at 0.5% pa). The findings in Figures 60a and 60b suggest that, using the rates of provision of almost all of the comparators, that no additional provision is required in the period up to 2036. Also, should the Kendrew Barracks facility no longer be available, then the rate of provision for Rutland would still be higher than the national, regional or Leicestershire average rates.
- 6.47 The Nortoft Calculator does not take into account the potential impact of the aging population of the authority. The estimated level of future demand suggested by the model is therefore likely to be slightly higher than that achieved by 2036.

Figure 60a: Nortoft Calculator results – AGPs all comparators, all pitches

			Change in provision for Rutland required to bring levels in line with comparator (with assumed 0.5% increase in participation per year)					Total provision proposed (existing <i>plus</i> new)					Rate of provision per 1000 at 2036 (pitches per 1000) based on current comparator rates
			2015	2021	2026	2031	2036	2015	2021	2026	2031	2036	
Comparator	Current supply (Number of pitches, both full and small size)	Rate of provision per 1000	(population 37,000)	(population 38,083)	(population 39,079)	(population 39,918)	(population 40,641)	(population 37,000)	(population 38,083)	(population 39,079)	(population 39,918)	(population 40,641)	
Rutland	8	0.22	0	1	1	1	2	8	9	9	9	10	0.24
National	5,060	0.09	-5	-4	-4	-4	-4	3	4	4	4	4	0.10
East Midlands	429	0.09	-5	-4	-4	-4	-4	3	4	4	4	4	0.10
Cheshire East	38	0.10	-4	-4	-4	-4	-4	4	4	4	4	4	0.11
Herefordshire	11	0.06	-6	-6	-6	-5	-5	2	2	2	3	3	0.07
Shropshire	36	0.12	-4	-3	-3	-3	-3	4	5	5	5	5	0.13
Wiltshire	36	0.07	-5	-5	-5	-5	-5	3	3	3	3	3	0.08
Christchurch	7	0.14	-3	-3	-2	-2	-2	5	5	6	6	6	0.15
Purbeck	6	0.13	-3	-3	-3	-2	-2	5	5	5	6	6	0.14
West Somerset	9	0.26	2	2	3	3	4	10	10	11	11	12	0.29

Figure 60b: Nortoft Calculator results – AGPs selected comparators, scaled by hours

Comparator	Current supply (AGP space scaled by hours)	Rate of provision per 1000 @ 2014 (scaled by hours)	Change in provision for Rutland required to bring levels in line with comparator (with assumed 0.5% increase in participation per year)					Total provision proposed (existing plus new)					Rate of provision per 1000 at 2036 (pitches per 1000) based on current comparator rates
			2015	2021	2026	2031	2036	2015	2021	2026	2031	2036	
			(population 37,000)	(population 38,083)	(population 39,079)	(population 39,918)	(population 40,641)	(population 37,000)	(population 38,083)	(population 39,079)	(population 39,918)	(population 40,641)	
Rutland	3.32	0.09	0	0	0	1	1	3	4	4	4	4	0.10
National	1,523	0.03	-2	-2	-2	-2	-2	1	1	1	1	1	0.03
East Midlands	150	0.03	-2	-2	-2	-2	-2	1	1	1	1	1	0.04
Leicestershire	26	0.04	-2	-2	-2	-2	-2	1	2	2	2	2	0.04

Sports Facilities Calculator

- 6.48 To assess the demand for AGP space from new housing sites, Sport England's Sports Facilities Calculator (SFC) is the most appropriate and accurate tool. The following table in Figure 61 uses the SFC to estimate the amount of AGP space which would be justified with in relation to the anticipated new housing up to 2036, estimated to be approximately 2000 houses, with a housing multiplier of 2.13. A participation rate of growth of 10% has been applied because the tool only uses 5% intervals and this is close to the 110.5% growth (equivalent to a 0.5% growth per annum).
- 6.49 This approach to the use of the Sports Facilities Calculator has been agreed with Sport England because of the relatively small scale and distribution of the proposed individual housing sites across Rutland. The SFC provides an indication of the total level of new facility demand likely to arise from the new housing growth. This has then been used as one of the assessment tools to indicate the level of future facility need within the authority as a whole.
- 6.50 The value of the contribution is generated by the SFC using Q4 2013 figures for Leicestershire as there are none specifically for Rutland. These are current prices, but give a feel for the likely sums that should be possible to generate from the new housing schemes, and which are fully justified by the amount of demand that the schemes will generate.
- 6.51 The population profile of 2036 used in the model is that from the ONS forecast.

Figure 61: Sports Facility Calculator for AGPs

	Number of dwellings 2015-2036	Population growth from new housing at 2036 with housing multiplier of 2.13	AGPs (number of pitches)	AGPs (value of contributions)
Whole authority	3674 (based on 167 per year)	7826	0.2	£144,786 - £164,276

- 6.52 The SFC suggests that the new growth in Rutland will therefore generate a need for about 0.2 of an AGP, potentially providing up between £145,000 to £164,000 in value, depending upon whether the investment priority is for 3G pitches or sand. This equates to 0.03 pitches per 1,000.

Summary of modelling findings

- 6.53 The modelling suggests that Rutland is exceptionally well provided with AGPs and that, even if the Kendrew Barracks site was permanently closed to community use, that there would be sufficient space both for hockey and for football training up to 2036.

Sport Structures 2013 findings and recommendations

Sport Structures Review of Outdoor Sport and Recreation Facilities in Rutland 2013

- 6.54 The report findings were:

Findings

There is one community use pitch suitable for hockey at Catmose Sports Centre. The club prefer using facilities outside of the county, and have arrangements with both private schools for use of their facilities.

The increasing popularity of five/six a-side leagues may also have an affect on the programmed usage of facilities.

The shortfall in Hockey pitches is not a true reflection of the availability of ATPs in the county as the hockey club has an arrangement for the use of ATPs at three private schools. These pitches are not included in the community use pitches. If they were unable to use these pitches for any reason there would be a shortfall in provision.

4.25 There is a long history of participation in hockey in Rutland mainly around Oakham and Uppingham schools. Club hockey was traditionally played on the outfields of cricket grounds but the advent of ATPs has now reached the stage where virtually all is played on artificial surfaces. Demand for hockey remains high but is limited by the accessibility

... cost of hire of ATPs. Clubs without their own facilities are therefore forced to travel to venues wherever they are available. For Rutland Hockey Club this means the agreed use of pitches at the public schools in Oakham, Uppingham and Stamford.

4.26 There is a strong junior programme but the club doesn't currently have sufficient numbers in each age group to have a formal team structure. Evidence from around the Country suggests that a sustainable club ideally requires either its own pitches or guaranteed access to an alternative with associated clubhouse. A club owning its own facilities does however introduce long term financial risk. An environment in which teams rarely meet or are able to socialise together and with opposition after a game is not conducive to the development of the sport either financially or in developing the strong voluntary infrastructure that is essential.

4.27 In Rutland there are two ATPs at Oakham School (one floodlit), three at Uppingham School (one floodlit), one at Uppingham Community College (floodlit) and one at Catmose College (floodlit). To use the pitches the club has to fit around the needs of the schools which are not always predictable or compatible leading to matches having to be played at inconvenient times. The club competes for training times in the evenings with the demand for adult football and as the club has a very large junior section it finds difficulty with the cost of pitch hire.

4.28 There are already 8 ATPs in the County including one at Kendrew Barracks. In the short to medium term it would be difficult to justify additional pitches but a partial solution for hockey would be a formal agreement of ongoing use of the pitches at the private schools.

Improve access to ATPs - Secure access to existing artificial turf pitches at Oakham and Uppingham Schools for hockey club use through management agreements and the development of support facilities on site where appropriate.

Recommendation

Improve access to ATPs - Secure access to existing artificial turf pitches at Oakham and Uppingham Schools for hockey club use through management agreements and the development of support facilities on site where appropriate.

Rutland Sport and Recreation Community Facilities Delivery Plan (For consultation), January 2014

- 6.55 This report confirmed the findings of the 2013 study that improved access to the existing AGP network was important, particularly for Rutland Hockey Club.

Need for updating

- 6.56 The findings of the Sport Structures conclude that there should be sufficient AGP space for all of the pitch sports up to 2036, but the issue is the amount of access, particularly for the hockey club. However, given the club's most recent views on its potential and interest in growing, it is not certain that additional hockey space is really a now key requirement.

Meeting the needs of the future

- 6.57 There is a large amount of AGP space in Rutland but only some of it is available for community use, and only one pitch, the sand filled pitch at Catmose, is in secure community use. There are pitches suitable for both hockey and football (3G) and the amount of provision within the county is well in excess of the estimated needs of the community.
- 6.58 At the present time Rutland Hockey Club is not seeking additional pitch time but presumably if they were, this would be at Oakham School, which is their preferred

site. However if this is not available then the Catmose facility is only lightly used, and the club could potentially relocate.

- 6.59 There is no specific sporting requirement to bring the Oakham Enterprise Park AGP back into use, although some surfaced outside area may be of value on the site. The planned basic repair of the pitch should therefore go ahead. However the long term future of the pitch will depend up the amount of actual demand for the facility.

Justifying developers' contributions

- 6.60 A planning standard approach is appropriate for artificial grass pitch (AGP) provision in Rutland which is derived from a synthesis of the findings from the modelling, consultation responses, and the policy decisions of the authority including in relation to the sports development objective of increasing activity levels. The standard also needs to take into account the current network of AGP space.

Standard for quantity

- 6.61 The Sports Facility Calculator (SFC) estimates that the rate of provision of 0.03 large size pitches per 1,000 would be required for new developments in Rutland based on the population profile for 2036 and a participation rate of growth 10% over the period. It is therefore proposed that this figure should be the planning standard for new developments. Developers' contributions should be sought and an average SFC value for sand and 3G AGPs should be used as the basis for developers' contributions.

Standard for accessibility

- 6.62 Sport England research has shown that the majority of hockey users will travel up to around 30 minutes to reach a hockey pitch, whilst the catchment for football 3G pitches tends to be closer to 20 minutes. A 25 minute catchment is therefore proposed as an average travel time for all AGP use.

Standard for design and quality

- 6.63 The quality and design of facilities should reflect current best practice, including design guidance from Sport England and the national governing bodies. This should apply to refurbishment proposals as well as new build.

Conclusions and Recommendations

Current supply and demand

- 6.64 The number of AGPs per 1,000 population in Rutland is high compared to most comparators, and is almost three times the England and regional average. However only some of the pitches are really accessible to the community, and only some are floodlit.
- 6.65 At the present time, the needs of Rutland Mixed Hockey Club are met at their preferred site, Oakham School, which is also an England Hockey Junior Development Centre.
- 6.66 There is an expressed desire for more 3G pitches by both Oakham Football Club and Ketton Football Club, but there are reasonably accessible 3G pitches at both Uppingham and Stamford which the clubs can or could use. As the FA model only suggests that 0.5 of a full size 3G pitch is needed to cater for all of the football training needs in the County, no additional provision is justified.

Future requirements

- 6.67 There is no requirement for additional AGP space in Rutland and any new community pitch would probably be financially unsustainable because of the existing network of facilities.
- 6.68 The priority is to make better use of the existing network of provision, and to bring the Uppingham Community College into secure community use, with support to better marketing of the facility so that it is well known across the county.

Recommendations

- 6.69 The existing hockey surface AGP at Catmose and the 3G pitch at Uppingham Community College should be retained.
- 6.70 Community use of the Uppingham Community College pitch should be secured long term and support provided to its marketing, particularly amongst local football clubs.
- 6.71 The pitch at Oakham Enterprise Park should have a basic repair and be made available as an outdoor space for the clubs based at OEP.
- 6.72 In relation to new housing developments, where there is an identified need for specific facility investment this will need to meet the Community Infrastructure Levy (CIL) tests to justify contributions from specific developments. The AGP provision policy for new housing has the following standards:
- 0.03 large size AGPS per 1,000 (fully available to the community at peak time i.e. weekday evenings and weekends) for new housing developments

- 25 minutes' drive time catchment

6.73 The Sport England Sports Facilities Calculator will be used for all new housing growth to generate the value of the contribution requested.

GRASS PLAYING PITCHES

Introduction

- 6.74 The assessment in this section of the report considers the sports of football, cricket and rugby union on sites used by the community. There are no rugby league clubs within or close to the boundary of Rutland, so this sport is not addressed in the Strategy.
- 6.75 The brief for the project excluded school sites (secondary, primary and independent) where there is no community use of the grass pitches. However it was noted during the course of the strategy work that school pitches are often of poor quality and primary schools rarely mark out football pitches. Consequently the introductory level of this game in schools is relatively weak compared to elsewhere.
- 6.76 The needs of community hockey are specifically addressed in the artificial grass pitch section of the report above, as community hockey is now solely played on artificial surfaces.
- 6.77 In addition to football, cricket and rugby, the independent schools at Oakham and Uppingham Schools both play lacrosse and hockey on grass. These pitches are however not available for community use, and there is no community lacrosse club in the County. Several schools in the County also play softball and rounders in the summer, but these are marked out over the winter pitches and as such have not be separately addressed.
- 6.78 There is one less common pitch type in Rutland which has a specialist ground, polo. This takes place at Langham which is the home to the Rutland Polo Club. The site has 2 polo pitches plus a stick and ball field and specialist outdoor arena. The Sport England Playing Pitch Guidance does not however provide a detailed methodology for this sport, so it is not covered in the sections below.

Methodology

- 6.79 The methodology for the assessment follows the requirements of the Sport England Playing Pitch Guidance of 2013 (www.sportengland.org/facilities-planning/planning-for-sport/planning-tools-and-guidance/playing-pitch-strategy-guidance/). The ten step approach in the Guidance is copied below, and this Strategy addresses Steps 1-8 (see Figure 62).
- 6.80 All of the clubs involved in football, cricket and rugby have been consulted using the national governing body (NGB) club survey questionnaires contained within the guidance. The football clubs consultation was supplemented by separate

discussions held between Rutland County Council and Royce Rangers about their move to The Rutland Showground field, and similarly with Oakham RFC.

- 6.81 Each pitch site used by the community has been visited and assessed by Rutland County Council using the non-technical pitch survey templates contained in the Guidance. Views on the quality of the sites have also been sought from the pitch providers/managers and from the users. Primary and other school sites which are not used by the community, even if they technically have secure community use (see paragraph 6.89) have been included in the database, but have not been visited.

Figure 62: Sport England approach to developing a playing pitch strategy



- 6.82 The emerging findings and priorities were discussed with the NGBs, with the key clubs, Sport England and with Rutland County Council. The initial priorities for investment are for a period of 5 years, but there are also some longer term proposals to guide future provision.

Modelling

- 6.83 This assessment is based on the population numbers, locations and demographics set out in earlier sections of the Strategy, and the growth target of each of the sports of cricket, rugby, and football have been agreed by the relevant national governing body as 0.5% increase per annum.
- 6.84 Due to Rutland's small population and small number of community playing field sites, the authority is treated as a single unit rather than assessed using sub-areas. However any investment proposals will need to reflect the catchment of each playing field location.
- 6.85 There appears to be a significant cross-boundary movement of players for the clubs located close to the boundaries of the authority, although those based in Oakham and Uppingham mainly draw from Rutland itself. The area of the authority which seems to be importing most members is around Ryhall (66% imported players for the junior football club), Ketton and Cottesmore (each with 50% imported players

to the football clubs). Conversely there is relatively little export, with one football club having 2 of its 4 teams playing in Stamford, and some use of the artificial grass pitches in Stamford.

- 6.86 The detailed modelling, including the sites list capacity assessments, is provided within each sport specific section below. The development of quantitative standards is summarised here as Figure 63.

Figure 63: Development of provision per 1,000 standards

Step 1	Identify the number of teams for each relevant age group for each sport e.g. the number of boys aged 10-15 years
Step 2	Identify using Rutland demographic information the number of individuals in each relevant age group for each sport e.g. the number of boys aged 10-15 years
Step 3	Calculate the number of teams per 1,000 for each relevant age group for each sport, known as the Team Generation Rate (TGR)
Step 4	Apply a multiplication factor to the TGR rate at 0.5% pa for 2021, 2026, 2031 and 2036
Step 5	Using the whole authority demographic profiles for 2021, 2026, 2031 and 2036, apply to a population of 1,000
Step 6	Apply the forecast TGR rates to the forecast 1,000 population for 2021, 2026, 2031 and 2036 to identify the number of teams which would be expected to be generated for each age group within each sport
Step 7	Calculate the amount of playing field space that would be required to meet the needs from the 1,000 population for each sport at 2021, 2026, 2031 and 2036.
Step 8	Using the site quality information, review the outcomes of Step 7 and increase the amount of area required if the pitches are of poorer quality and unlikely to be improved, or reduce if the pitches are of high quality.

Playing pitches on schools sites

- 6.87 Based on the information provided by the NGBs and clubs, it appears that the only school sites used for grass pitch sports are Catmose (1 adult football team), and Uppingham Community College (u15 football, and rugby). Several of the primary schools do not have marked out pitches, and the quality of their playing fields are variable, with some being quite poor.
- 6.88 The Catmose site has secure community use but the Uppingham Community College site does not.
- 6.89 However there are a number of schools which have formal community use agreements on their sites, which were put in place before they became independent from Rutland County Council. The situation for each school is listed in Figure 64.

Figure 64: Status of community use agreements on school sites

Academy	Land tenure	Notes	Community use clause
Catmose Primary, Oakham	No longer RCC land	Freehold transferred to academy – no restrictions	None in land transfer
CBEC, Great Casterton	No RCC land	n/a	n/a
Leighfield, Uppingham	No RCC land	n/a	n/a
Uppingham Community	No RCC land	n/a	n/a
Brooke Hill, Oakham	125 year lease	Playing fields and school buildings	The User clause allows community, fund raising and recreational use ancillary to the educational use
English Martyrs, Oakham	125 year lease	Playing fields only	The User clause allows community, fund raising and recreational use ancillary to the educational use; and lessee to ensure that the land is made available for use by the community outside school hours when not being used by the school
Langham	125 year lease	Playing fields only	The User clause allows community, fund raising and recreational use ancillary to the educational use; and lessee to ensure that the land is made available for use by the community outside school hours when not being used by the school
Whissendine	125 year lease	Playing fields only	The User clause allows community, fund raising and recreational use ancillary to the educational use; and lessee to ensure that the land is made available for use by the community outside school hours when not being used by the school
St Nicholas, Cottesmore	125 year lease	Playing fields only	The User clause allows community, fund raising and recreational use ancillary to the educational use; and lessee to ensure that the land is made available for use by the community outside school hours when not being used by the school

Ketton	125 year lease	Playing fields only	The User clause allows community, fund raising and recreational use ancillary to the educational use; and lessee to ensure that the land is made available for use by the community outside school hours when not being used by the school
Ryhall	125 year lease	Playing fields only	To facilitate use by community bodies outside of school hours if not required for the schools use, provided it is at no extra cost to the school
Rutland County College, Barleythorpe	25 year lease	No playing field included in lease	OUFC lease [sports pitches and changing rooms] requires OUFC to make pitches available to College and other community organisations

FOOTBALL

Introduction

6.90 Football is a significant pitch based sport in Rutland, with 29 teams (almost all male) across the age groups. All of the game is on grass pitches for matches and in most places the teams also train on the same sites. There is also a small amount of the training on AGPs, both at sites within and outside of the County. The demand for and use of AGPs for football is addressed in the AGP section above, so the following part of the Strategy focuses on grass pitches.

6.91 It should be noted that this Strategy refers only to community football, and does not address football at schools, either curriculum or extra curriculum.

Pitch sizes and age groups

6.92 In 2012 the Football Association (FA) developed a new set of recommended pitch sizes, pitch markings and goal post sizes for different age groups, and these were set out in The FA Guide to Pitch and Goalpost Dimensions (2012). The FA has since been working with leagues and with pitch providers to try to ensure that all matches are now played on the “recommended” size pitch. The clubs responding to the survey have confirmed that all of the age groups are now playing on pitches of the “correct” size. The pitch dimensions, taken from the FA Guide are given in Figure 65.

Figure 65: FA recommended pitch sizes

Type	Type	Recommended size without runoff (metres)		Recommended size including runoff (meters)		Area of pitch with runoff (hectares, rounded)
		L m	W m	L m	W m	
Min Soccer U7/U8	5v5	37	27	43	33	0.14
Mini Soccer U9/U10	7v7	55	37	61	43	0.26
Youth U11/U12	9v9	73	46	79	52	0.41
Youth U13/U14	11v11	82	50	88	56	0.49
Youth U15/U16	11v11	91	55	97	61	0.59
Youth U17/U18	11v11	100	64	106	70	0.74
Over 18 (adult age)	11v11	100	64	106	70	0.74

Participation in football

- 6.93 Nationally around 2.8 million people take part in football at least once a month. Around 92% of participants are male, and about 35% are aged under 24 years, with only about 1% of players aged over 45 years. There has been a slight decrease in the number of people playing football of any type since 2007, from 7.58% of adults over 16 years playing once a month, to 6.39%.
- 6.94 During the 2013/14 season there were 29 teams playing football in Rutland. The information provided by those clubs who responded to the club survey suggests that those clubs based around Ketton, Ryhall and Cottesmore all draw a significant proportion of their members from outside of the authority.
- 6.95 It has generally been assumed in terms of the modelling, that all of the teams are drawn from within Rutland, as it is likely that some Rutland residents are actually travelling outside of the authority to play. The import and export of players is therefore assumed to be approximately the same level.
- 6.96 There is one exception to this approach as two of the senior Ryhall teams play in Stamford. However as the Ryhall United Junior FC has only 30% of their members from within Rutland, and there are four Ryhall United senior teams, it has been assumed that the equivalent of two of these teams are also drawn from Stamford. They have not therefore been included in the modelling. The list of football teams playing in Rutland is given below as Figure 66.

Figure 66: Football teams in Rutland

Club Name	Team Age Group/Name	League	Kick off day	Kick off time	Home Ground	Winter training venue	Winter training on pitch or elsewhere	Winter sessions per week on pitches	% of club from where
Cottesmore Amateurs S & S F.C.	Open Age 1st	Leicester Senior & Leics Combination League	Sat	pm	Rogues Park, Cottesmore	Rogues Park, Cottesmore	Elsewhere on ground	0	50% Rutland, 50% Melton
Cottesmore Amateurs S & S F.C.	Open Age 2nd	Leicester Senior & Leics Combination League	Sun	pm	Rogues Park, Cottesmore	Rogues Park, Cottesmore	Elsewhere on ground	0	
Ketton F.C.	Open Age 1st	ChromaSport and Trophies Peterborough and District Football League	Sat	pm	Ketton Sports, Pit Lane, Ketton	Stamford AFC 3G			50% Rutland, 40% South Kesteven, 10% Peterborough
Ketton F.C.	Open Age Reserves	ChromaSport and Trophies Peterborough and District Football League	Sun	pm	Ketton Sports, Pit Lane, Ketton	Stamford AFC 3G			
Ketton Junior F.C.	U16	Peterborough Junior Alliance	Sun	am or pm	Ketton Sports, Pit Lane, Ketton	Ketton Sports, Pit Lane, Ketton	Elsewhere on ground (floodlit)	0	
Ketton Junior F.C.	U14	Peterborough Junior Alliance	Sun	am or pm	Ketton Sports, Pit Lane, Ketton	Ketton Sports, Pit Lane, Ketton	Elsewhere on ground (floodlit)	0	

Oakham United F.C.	Open Age 1st	ChromaSport and Trophies Peterborough and District Football League Premier Div	Sat	pm	Oakham United, Barleythorpe, Oakham	Oakham United, Barleythorpe, Oakham	Pitch	1.5	95% Rutland, 5% Peterborough
Oakham United F.C.	Open Age 2nd	ChromaSport and Trophies Peterborough and District Football League Div 2	Sat	pm	Oakham United, Barleythorpe, Oakham	Oakham United, Barleythorpe, Oakham	Pitch	1.5	
Oakham United F.C.	Veterans	ChromaSport and Trophies Peterborough and District Football League Vets	Weds	pm	Oakham United, Barleythorpe, Oakham	Catmose AGP		0	
Royce Rangers F.C.	U10 Ospreys	Leicester & District Mutual League u10	Sun	am	The Rutland Showground, Oakham				
Royce Rangers F.C.	U10 Hawks	Leicester & District Mutual League u10	Sun	am	The Rutland Showground				
Royce Rangers F.C.	U12	Leicestershire Foxes Sunday League	Sun	pm	The Rutland Showground				
Royce Rangers F.C.	U13	Leicestershire Foxes Sunday League	Sun	am or pm	The Rutland Showground				
Royce Rangers F.C.	U14	Leicester & District Sunday League	Sun	am	The Rutland Showground				
Royce Rangers F.C.	U16 Ospreys	MDH Teamwear Leicestershire Youth League	Sun	pm	The Rutland Showground				

Royce Rangers F.C.	U16 Hawks	MDH Teamwear Leicestershire Youth League	Sun	pm	Show The Rutland Showground, Oakham ground, Oakham				
Royce Rangers F.C.	U9	Friendlies	varies		The Rutland Showground, Oakham				
Royce Rangers F.C.	u11 Girls	Leicester City and County Girls Football League	Sun	am	The Rutland Showground				
Royce Rangers F.C.	u13 Girls	Leicester City and County Girls Football League	Mon	am	The Rutland Showground				
Rutland DR F.C.	Open Aged	ChromaSport and Trophies Peterborough and District Football League Div 4	Sat	pm	Catmose Sports Centre				
Rutland Veterans F.C.	Veterans	ChromaSport and Trophies Peterborough and District Football League Vets	varies		Rogues Park, Cottesmore				
Ryhall United F.C.	Open Age 1st	ChromaSport and Trophies Peterborough and District Football League Div 1	Sat	pm	Ryhall Meadows Playing Fiedls, PE9 3ER				

Ryhall United F.C.	Open Age Reserves	ChromaSport and Trophies Peterborough and District Football League Div 3	Sat	pm	Ryhall Meadows Playing Fiedls, PE9 3ER				
Ryhall United F.C.	Open Age A	ChromaSport and Trophies Peterborough and District Football League Div 5	Sat	pm	Empingham Road, Stamford PE9 2SX				
Ryhall United F.C.	Veterans	ChromaSport and Trophies Peterborough and District Football League Vets	varies	pm	Blackstones Sports and Social Club, Lincoln Road, Stamford PE9 1SH				
Ryhall United Juniors F.C.	U14	Peterborough Junior Alliance	Sun	am or pm	Ryhall Meadows Playing Fiedls, PE9 3ER	Ryhall Playing Fiedls, PE9 3ER	Elsewhere on ground	0	30% Rutland, 30% South Kesteven, 30% East Northants
Ryhall United Juniors F.C.	U15 Orange	Peterborough & District Youth League	Sun	am or pm	Ryhall Playing Fiedls, PE9 3ER	Ryhall Playing Fiedls, PE9 3ER	Elsewhere on ground	0	
Ryhall United Juniors F.C.	U15 Black	Peterborough & District Youth League	Sun	am or pm	Ryhall Playing Fiedls, PE9 3ER	Ryhall Playing Fiedls, PE9 3ER	Elsewhere on ground	0	
Uppingham Colts F.C.	U15	Weetabix Youth Football League	Sun	pm	Uppingham Community College				
Uppingham Town F.C.	1st	ChromaSport and Trophies Peterborough and District Football League Premier Div	Sat	pm	Tod's Piece, North East Street, Uppingham				

Uppingham Town F.C.	Open Age Reserves	ChromaSport and Trophies Peterborough and District Football League Div 3	Sat	pm	Tod's Place, North East Street, Uppingham				
---------------------	-------------------	--	-----	----	---	--	--	--	--

- 6.97 The pattern of participation in the authority is slightly unusual as the highest number of teams are from the men's open age group. More often the largest number of teams are the boys' teams drawing on those aged between 10 and 15 years, but here the numbers are slightly less. The number of mini teams playing in Rutland is also relatively low. There are only 2 girls teams and no ladies team. Figure 67 provides a summary of the team numbers for the 2014/15 season, which is also used as the baseline for the modelling.

Figure 67: Football teams 2014-15 season

	Age	Team age group	Number of teams
Mini-soccer 6-7 yrs - mixed	6 -7 yrs	u7 & u8	0
Mini-soccer 8-9 yrs - mixed	8 -9 yrs	u9 & u10	3
Youth football 9 v 9 - boys	10-11yrs	u11 & u12	1
Youth football 9 v 9 - girls	10-11yrs	u11 & u12	1
Youth football 11 v 11 boys	12-15 yrs	u13 & u16	10
Youth football 11 v 11 girls	12-15 yrs	u13 & u16	1
Men's football	16-45yrs	u17 +	13
Women's football	16-45yrs	u17 +	0

- 6.98 In Rutland, the largest number of matches are played on a Saturday afternoon, and this is on the adult size pitches. The peak demand time for the minis and juniors is reasonably spread, and the number of matches being played at any one time is small because of the overall size of the sport in the County. Figure 68 provides a summary of the temporal demand in Rutland, which is then used in the Playing Pitch Model to assess the balance between supply and demand.

Figure 68: Temporal demand

	Number teams playing at peak time	Peak kick off time	% games being played in the peak time on this pitch size
Mini-soccer 6-7 yrs - mixed	0	0	0
Mini-soccer 8-9 yrs - mixed	3	Sun am	66%
Youth football 9 v 9 - boys	2	Sun pm	54%
Youth football 9 v 9 - girls			
Youth football 11 v 11 boys	11	Sat pm	69%
Youth football 11 v 11 girls			
Men's football	13	Sat pm	69%
Women's football			

Current provision

- 6.99 During the 2014/15 football season there were pitches of all of the recommended pitch sizes being used by the community in Rutland. The following table in Figure 69 summarises these, and they are mapped in Figures 71, 72 and 73. In addition, but excluded from the table and maps are those pitches on school sites which technically have secure community use, but which are not used in practice. These are listed in paragraph 6.89 above.

Figure 69: FA recommended pitch sizes by supply

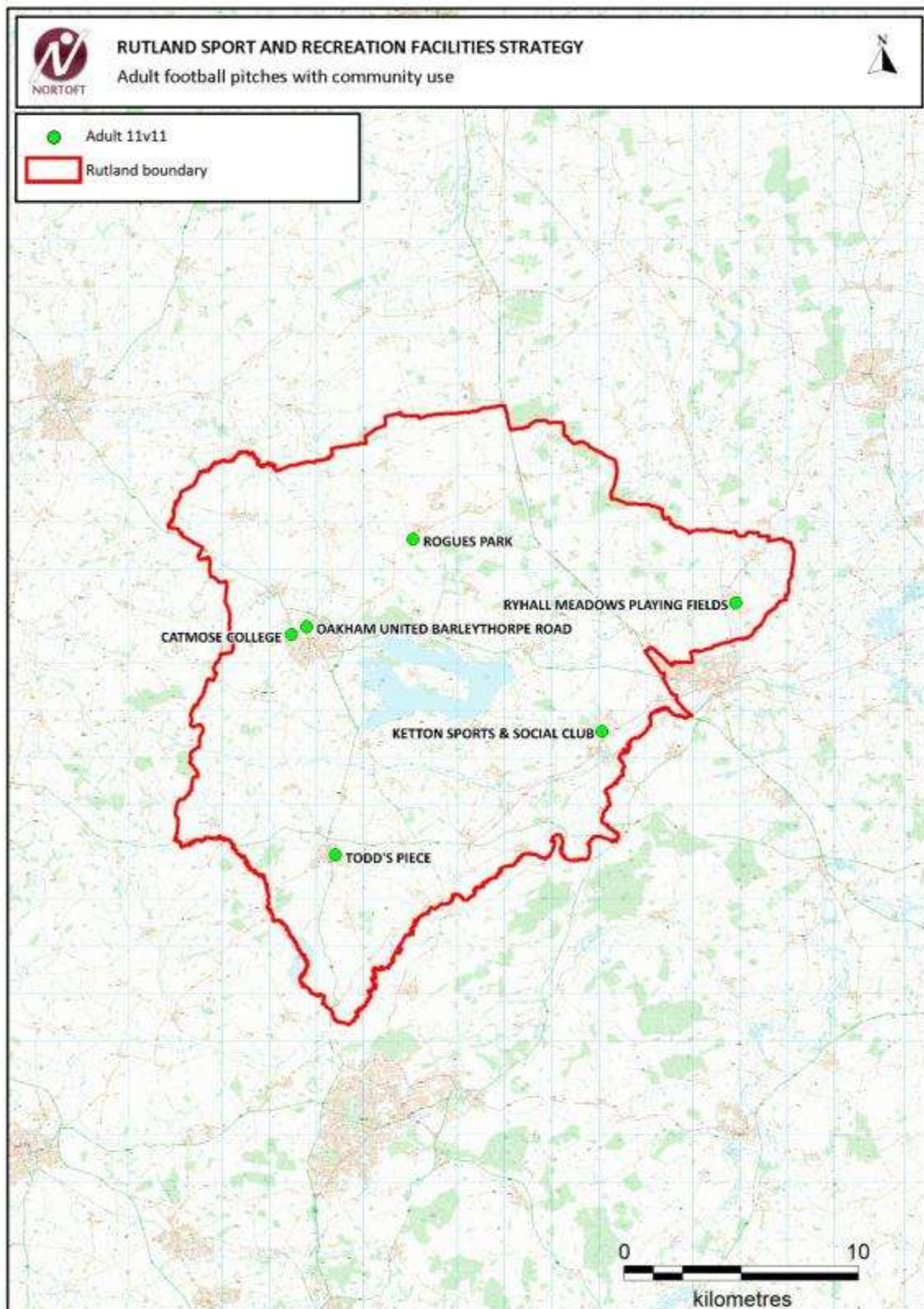
Type	Type	Recommended size without runoff (metres)		Area of pitch with runoff (hectares, rounded)	Number of pitches of this size being used by the community
		L m	W m		
Min Soccer U7/U8	5v5	37	27	0.14	3
Mini Soccer U9/U10	7v7	55	37	0.26	4
Youth U11/U12	9v9	73	46	0.41	3
Youth U13/U14	11v11	82	50	0.49	3
Youth U15/U16	11v11	91	55	0.59	
Youth U17/U18	11v11	100	64	0.74	9
Over 18 (adult age)	11v11	100	64	0.74	

- 6.100 The quality standard for each pitch used by the community has been assessed by Rutland County Council through a site visit (using the required Guidance templates) and consultation with the clubs. The estimated carrying capacity for each of the pitches is derived from the agreed quality standard for each pitch and the Guidance criteria for pitch carrying capacity, a copy of which is given below in Figure 70.

Figure 70: Pitch carrying capacity for football

Agreed pitch quality rating	Adult football	Youth football	Mini soccer
	Number of match equivalent sessions a week		
Good	3	4	6
Standard	2	2	4
Poor	1	1	2

Figure 71: Adult pitch sites season 2014-15



Contains Ordnance Survey data © Crown copyright and database right. 2014.

Figure 72: Junior/youth football pitch sites season 2014-15

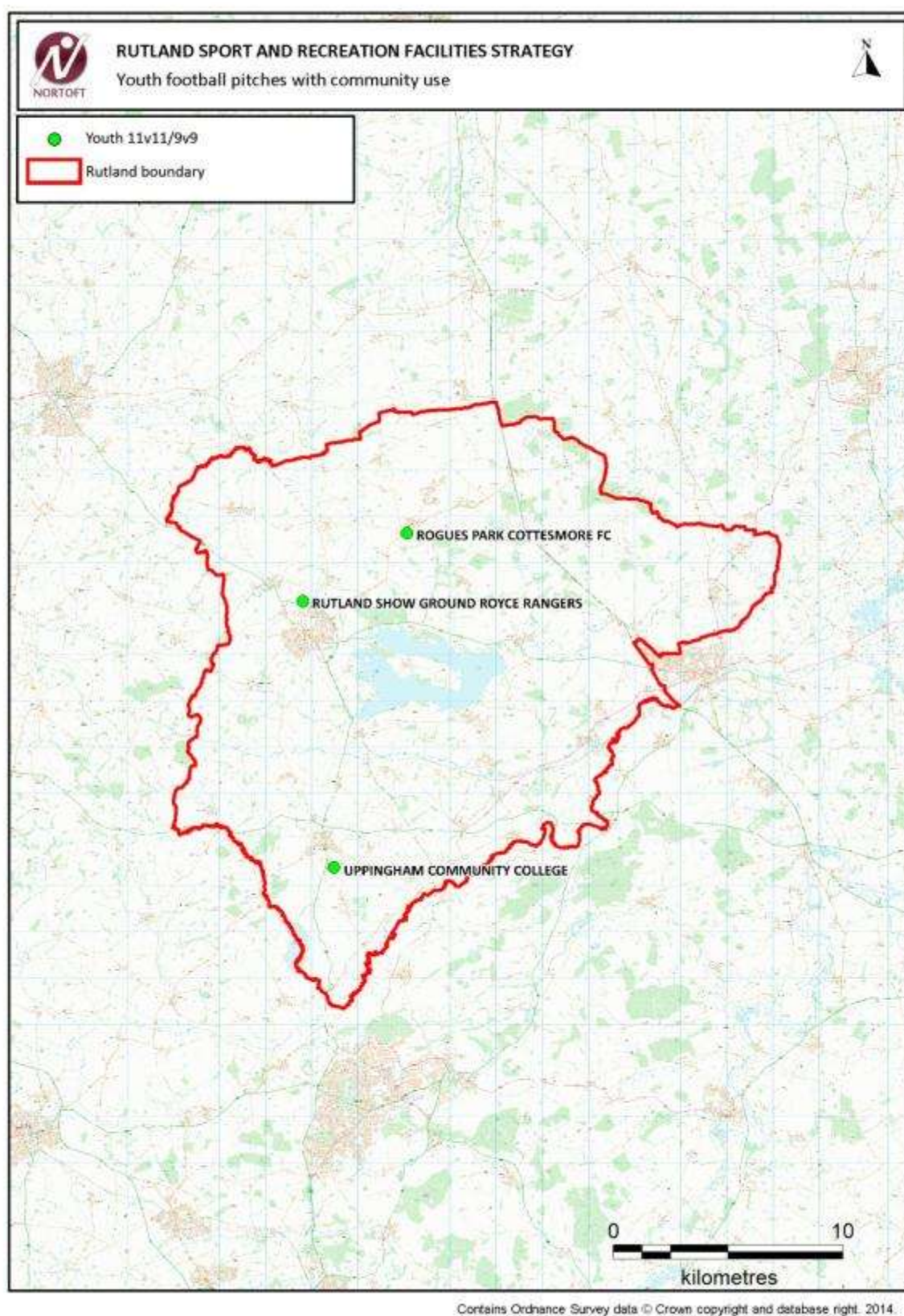
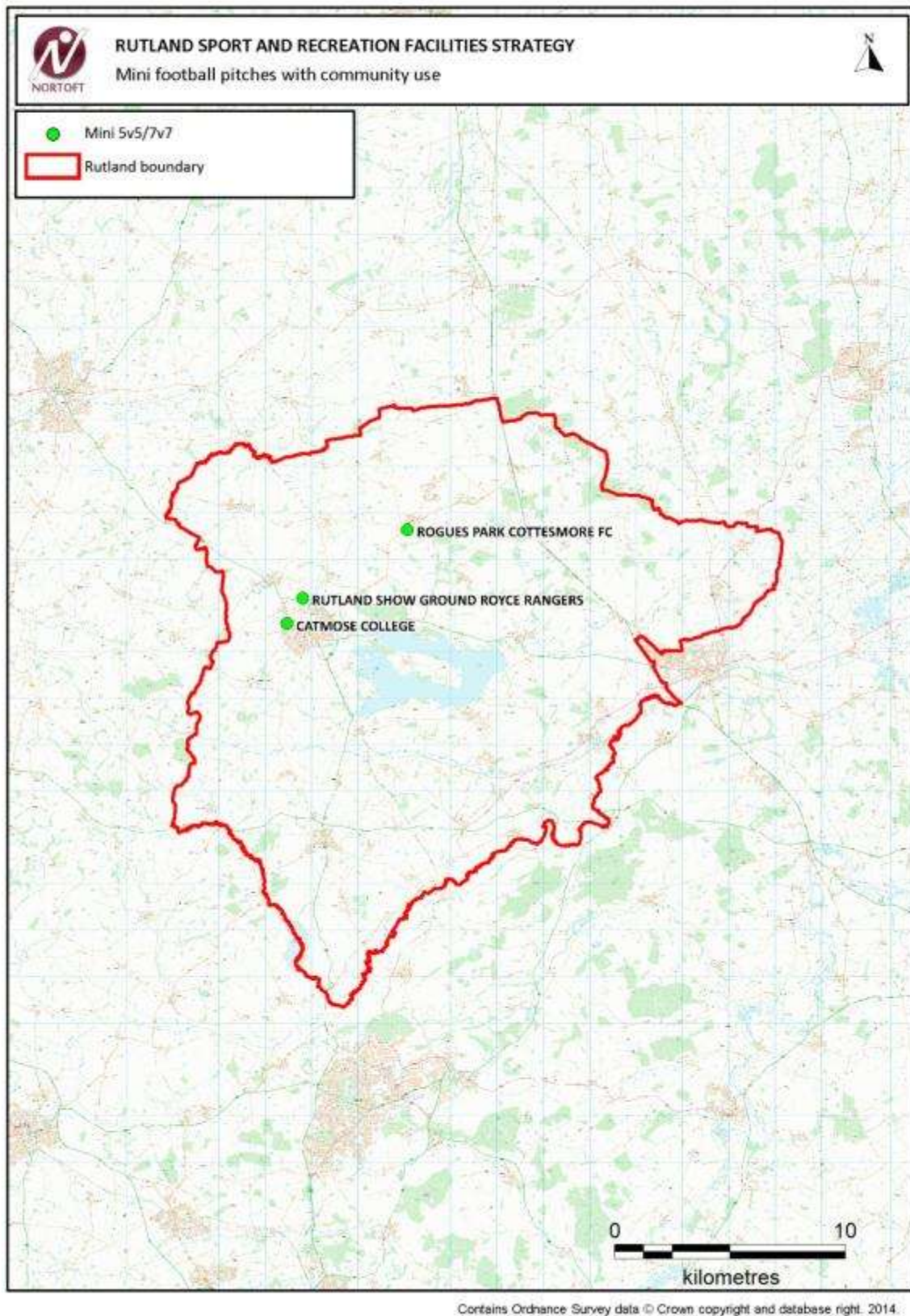


Figure 73: Mini Soccer pitch sites season 2014-15



6.101 Headline findings from the sites survey include:

- The largest multi pitch site used by the community is The Rutland Showground.
- Rutland is unusual in that none of the football pitches are over-marked nor used during the summer for cricket.
- None of the pitches are owned or managed by Rutland County Council.

6.102 It should be noted that the Playing Pitch Guidance criteria from Sport England does not specifically take into account the impact of weather on the football season, such as snow cover or frozen ground. This will have an impact on both the number of matches which are able to be played on a pitch, and often the length of the season if postponed matches are rescheduled. It is therefore important to retain some “spare capacity” in the pitch stock generally to enable flexible management of sites and bookings.

6.103 As none of the pitches are in parks, they tend to suffer low levels of dog fouling and damage from unauthorised or other uses. The exception may be the new pitches at The Rutland Showground site at Oakham, which potentially could be seriously affected if the other showground uses take place in wet weather, notwithstanding agreements in force with the landowner to make good any damage should it occur.

6.104 The quality of the changing and ancillary provision on each site has also been assessed using the guidance templates. The larger sites have changing provision, with new provision at The Rutland Showground, but notably poorer quality provision at Ketton.

Assessment of current supply/demand

Clubs

6.105 All of the clubs involved in football were consulted using the national governing body (NGB) club survey questionnaires contained within the Guidance, and this has been supplemented by detailed discussions held between Rutland County Council and Royce Rangers about their relocation to The Rutland Showground site at Oakham.

6.106 In this way, 22 out of the 29 teams playing in Rutland have responded to the Playing Pitch Strategy process. Only the smaller senior clubs have not involved themselves, plus the single youth team, Uppingham Colts. The rate of survey return/strategy involvement is over 75%.

6.107 A meeting with the FA has been part of the process, with a specific remit to consider both the quality of the facilities at The Rutland Showground, and also to

identify any known priorities. These plus the comments received back from the clubs have been used to inform the future priorities for investment.

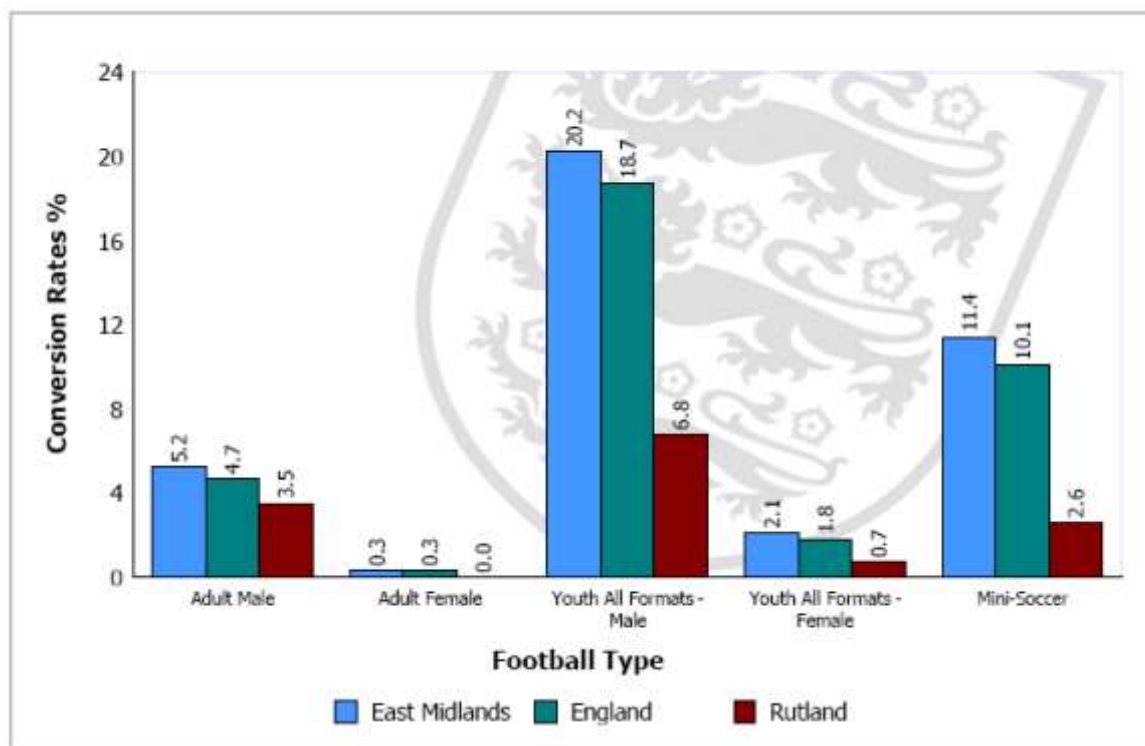
- 6.108 Of the clubs responding to the strategy consultation, Royce Rangers and Ryhall United Junior FC expect to see an increase the number of their teams, all of which are juniors. Oakham FC hope to see an increase in the number of their teams by two senior men, one ladies and one junior teams over the short-medium term. However as this club currently only has three senior men teams and has seen a fall in the numbers of its teams over the past three years, this aspiration may be difficult to achieve.
- 6.109 In terms of the pitch quality and ancillary quality assessments provided by the clubs, Ketton agrees with the non-technical site assessment that their pitch quality is poor, but all of the others are of standard quality or better. All of the ancillary facilities including the changing facilities are standard or good quality.

National Governing Body comments and strategies

- 6.110 The Football Association (FA) is the national governing body for football in England, and its local association is the Leicestershire and Rutland County Football Association. The County FA officers have actively supported the consultation with the clubs, and have been involved with the strategy process.
- 6.111 There is no specific facility strategy for Rutland but this report will inform the FA's own future priorities for investment via their sister body, the Football Foundation.
- 6.112 The FA County Association provided the Football Participation Report 2013-14. This report identified 31 teams playing in Rutland that season; 14 adult teams, 13 youth teams (all formats) and 4 mini-soccer teams. The number of teams had fallen since the 2012-13 report by 4 youth teams, but there had been an increase of 1 mini team. This compares with the team numbers for 2014-2015 provided by the FA which were; 13 adult teams (with two other teams playing in Stamford), 13 youth teams of all formats, and 3 mini teams. The overall picture for football in Rutland is therefore relatively stable.
- 6.113 The Football Participation Report 2013-14 shows the much lower rates of participation in football in the County than the national and regional averages, and this is illustrated by Figure 74 which is taken from the FA report.

Figure 74: Rates of participation in football
(source: FA Football Participation Report for Rutland, 2013-14)

Figure 1: Conversion rates by type of football for Rutland 13/14 as set against regional and national averages.



- 6.114 The same FA report includes a table showing the potential for growth in the game, by comparing the rates of participation in the authority with a number of benchmark authorities. The following table suggests that the number of adult team could be doubled, there could be more than 4 times the number of youth teams, and more than 6 times the number of mini teams.
- 6.115 Given the stable number of teams in Rutland and the already relatively good facilities, this assessment of the growth potential by the FA needs to be considered in the light of other information, and also alternative modelling scenarios.

Figure 75: FA estimate of growth potential in Rutland

Table 3: Comparison of Local Authorities in the same subgroup as Rutland, showing growth potential in team numbers.

Football Type		Conversion Target ¹	Rutland Conversion Rate	Variance	Growth Potential ²
Adult 11-a-side	Male	6.50	3.50	-3.00	12
	Female	0.41	0.00	-0.41	2
Youth ² (all formats)	Male	21.76	6.80	-14.96	38
	Female	2.61	0.70	-1.91	4
Mini-Soccer	Mixed	12.19	2.60	-9.59	16

¹ The target is the value of the upper quartile (75th Percentile) of conversion rates of all local authorities in the same subgroup. The conversion target is calculated for each type of football.

² Growth Potential represents the number of teams for each football type that the local authority would need to develop to reach the conversion target value. For Youth (all formats) the growth potential has been calculated on the number of teams required assuming 9v9 format.

Modelling

Market Segmentation and sports development

- 6.116 The Market Segmentation tool from Sport England which considers participation in sport by people age 16 and over, suggests that 3 of the larger market segments in Rutland may take part in football, all of which are male. However given the good sporting opportunities generally in Rutland, the interest in football seems likely to be lower than might otherwise have been expected, with cycling, keep fit, swimming, athletics (including jogging) and golf more in favour. Only the young male graduates seems likely to retain their interest compared to other activities.
- 6.117 This Market Segmentation finding suggests that, for adults, there is probably limited potential to significantly increase the levels of football participation in the County, even in the longer term and even if all of the facilities were brought up to a high quality standard.
- 6.118 The potential for growth in football in Rutland amongst the mini and junior ages seems likely to reflect the adult interests, and also the other activities available to these age groups both within the County and just over the border, which are often not available elsewhere in the country. These include other winter sports such as rugby, and year round activities such as cycling and sailing. Cricket is also a strong sport in Rutland and as some of the clubs offer winter training as well as a full summer programme from April to September, there is likely to be almost year round competing demands for the involvement of the same groups of young people.

Playing pitch model

- 6.119 In considering the balance between the supply and demand for football pitch space in Rutland, there are two elements and the assessment is based on the season 2014-15:
- Pitch capacity - the ability of natural grass pitches to provide for matches, training and other activity over a week or over a season. This is most often determined by their quality.
 - Pitch availability at peak times – the number of pitches required for football at the different FA recommended pitch sizes, in order to cater for matches.
- 6.120 The Sport England Guidance sets out the required approach towards modelling of grass pitch sports, using Team Generation Rates, the temporal demand for the sport (the number of matches at peak time), and the availability of pitches of the required size. The model also requires consideration of training on grass pitches, where this takes place.
- 6.121 The consultation with the clubs and pitch providers has not identified informal or casual use of the grass pitches during the winter months as a significant issue on any site.

Pitch capacity across the week

- 6.122 Each marked out football pitch on each site has been assessed for its total carrying capacity for football across the week, based on the pitch quality and the pitch size (see paragraph 6.100). The take up of this carrying capacity has then been estimated by considering the usage made of each pitch by the community and, where appropriate by the school.
- 6.123 Figure 76 provides an assessment of the carrying capacity of the pitches used by the community across Rutland for football as at 2014-15. It is clear that there is potential spare capacity at several of the community sites in terms of total usage (shaded green). However because of the poor quality pitches, the sites at Ketton, and Tod's Piece are being used at their maximum, and the school sites at Catmose and Uppingham Community College are also being used to their maximum.

Figure 76: Balance in pitch capacity across the week, season 2014-15

Site shading: green = spare capacity; orange = balance in supply/demand; red = overuse

Site	Pitch Size	Pitch Quality	Ancillary Quality	Individual pitch carrying capacity	Total carrying capacity for pitch type	Total number of teams playing	Demand (No. of teams / 2)	Balance (total CC - Demand)	Actual Balance (number of matches per week)
CATMOSE COLLEGE	Adult 11v11	Standard	Good	2	4	1	0.5	3.5	0
CATMOSE COLLEGE	Adult 11v11	Standard		2					
CATMOSE COLLEGE	Mini 7v7	Standard		4	4	0	0	4	0
KETTON SPORTS & SOCIAL CLUB	Adult 11v11	Poor	Good	1	2	4	2	0	0
KETTON SPORTS & SOCIAL CLUB	Adult 11v11	Poor		1					
OAKHAM UNITED Barleythorpe Road	Adult 11v11	Standard	Good	2	2	3	1.5	0.5	0.5
ROGUES PARK	Youth 11v11	Poor	Standard	1	1	0	0	1	1
ROGUES PARK	Mini 5v5	Poor		2	4	0	0	4	4
ROGUES PARK	Mini 5v5	Poor		2					
ROGUES PARK Cottesmore FC	Adult 11v11	Good	Standard	3	3	3	1.5	1.5	1.5
RUTLAND SHOW GROUND ROYCE RANGERS	Youth 11v11	Standard	Standard	2	2	2	1	1	1
RUTLAND SHOW GROUND ROYCE RANGERS	Youth 9v9	Standard		2	4	5	2.5	1.5	1.5
RUTLAND SHOW GROUND ROYCE RANGERS	Youth 9v9	Standard		2					
RUTLAND SHOW GROUND ROYCE RANGERS	Mini 7v7	Standard		4	12	2	1	11	11
RUTLAND SHOW GROUND ROYCE RANGERS	Mini 7v7	Standard		4					
RUTLAND SHOW GROUND ROYCE RANGERS	Mini 7v7	Standard		4					
RUTLAND SHOW GROUND ROYCE RANGERS	Mini 5v5	Standard		4	4	1	0.5	3.5	3.5

RYHALL MEADOWS PLAYING FIELDS	Adult 11v11	Standard	Standard	2	4	5	2.5	1.5	1.5
RYHALL MEADOWS PLAYING FIELDS	Adult 11v11	Standard		2					
TOD'S PIECE	Adult 11v11	Poor	Good	1	1	2	1	0	0
UPPINGHAM COMMUNITY COLLEGE	Youth 11v11	Poor		1	1	1	0.5	0.5	0
UPPINGHAM COMMUNITY COLLEGE	Youth 9v9	Poor		1	2	0	0	2	0

Peak time capacity

- 6.124 All of the clubs responding to the survey and involved in the strategy process have confirmed that they are playing on the FA recommended pitch sizes. The assessment of the current situation is therefore based on these pitch sizes and the current demand in terms of number of teams.
- 6.125 The modelling suggests that at peak times for matches should be the determining factor for the amount of pitch space needed.

Summary of current situation

- 6.126 The modelling in Figure 77 includes Catmose College which technically has pitches available for community use comprising, 2 adult pitches and a mini pitch which is probably used primarily for training by the school. Only one senior community team actually uses the Catmose site, so the modelling has been adjusted to only include 0.25 of an adult pitch on this site. The remainder of the pitch capacity is assumed to be taken up by the school.
- 6.127 A similar situation is the case at Uppingham Community College, which has two junior/youth pitches. One youth team plays there, and it is assumed that the rest of the capacity is taken up by the school. For the modelling in Figure 77, again only 0.25 of a pitch is therefore recorded for the junior/youth pitches as being available for community use.
- 6.128 The modelling suggests that the overall level of provision for football in Rutland is approximately in balance in 2015, but that there are a small number of “spare” mini pitches. There is no spare capacity to enable maintenance works on pitches nor reallocation of games should there be a need to replace games lost due to adverse conditions.
- 6.129 This modelling finding largely reflects the feedback from clubs, where the highest priority is to improve pitch quality or ancillary facility quality rather than the provision of new pitches or new sites.

Assessment of Future Needs

- 6.130 Future playing field provision for football needs to build in some flexibility in terms of pitch size and the amount of area available. Since there will also be changes in demand over time as the demographics of Rutland change in the period up to 2036, the modelling combines the minis together using a pitch size of 0.3 ha; the junior/youth age groups with a pitch size of 0.5 ha; and the senior/open age/adult pitches with a size of 0.7 ha.

- 6.131 The modelling approach follows the methodology set out in the Sport England Guidance, including Team Generation Rates, forecast demographics for Rutland, and a forecast growth in the game of 0.5% per annum across the age groups. The outputs are summarised in Figure 77, which suggests that there is overall just sufficient playing field space in secure community use for football to cater for matches at the peak times up to 2036. The overall amount of demand for pitch space for the mini and adult sizes remains constant, but there will be a slight increase in the number of junior/youth team (an increase of 3 teams), which will require an additional pitch.
- 6.132 Additional junior/youth provision (1-2 pitches) should be made as soon as possible, but the adult and mini pitches retained to provide a geographical spread of facilities.
- 6.133 At the present time there are no ladies teams playing within Rutland. If a team or teams were to arise, then they are likely to play at a different time from the men's games which take place mainly on a Saturday afternoon. There is sufficient spare capacity to cater for any senior teams that arise, both in terms of peak time capacity and in relation to the overall carrying capacity of the pitches across the week in Rutland.

Figure 77: Football up to 2036

	Age Groups	Number of teams within age group					Minimum number of pitches required if used at maximum capacity (@ 4 senior or junior/youth teams, 8 mini) [rounded up]					Peak time number of pitches required for matches					Number of pitches which are used by the community and secure	Playing pitch area in secure use (hectares)	Balance in provision in secure community use (number of pitches) at peak time					Playing pitch area required to meet demand at peak time: Mini (u10): 0.3 ha; Junior (u11-u16): 0.5 ha; Senior (16+ yrs): 0.7 ha					Balance in pitch area available in secure use. In hectares: Mini (u10): 0.3 ha; Junior (u11-u16): 0.5 ha; Senior (16+ yrs): 0.7 ha				
		2015	2021	2026	2031	2036	2015	2021	2026	2031	2036	2015	2021	2026	2031	2036			2015	2021	2026	2031	2036	2015	2021	2026	2031	2036	2015	2021	2026	2031	2036
Mini-soccer 6-7 yrs mixed	6-7 yrs	3	3	3	3	3	1	1	1	1	1	1	1	1	1	1	6	0.3	5	5	5	5	5	0.3	0.3	0.3	0.3	0.3	1.5	1.5	1.5	1.5	1.5
Mini-soccer 8-9 yrs mixed	8-9 yrs																																
Junior/ Youth football 9v9	10-15yrs	2	2	2	3	3	4	4	4	5	5	4	4	5	5	5	4.25	2.13	0	0	-1	-1	-1	2.0	2.0	2.5	2.5	2.5	0.1	0.0	-0.5	-0.5	-0.5
Junior/ Youth football 11 v 11	10-15yrs	11	13	13	14	14																											
Men’s football	16-45yrs	13	13	13	13	14	4	4	4	4	4	5	5	5	5	5	7.25	5.08	2	2	2	2	2	3	3	3	4	4	2	2	2	2	1.5
Women’s football	16-45yrs	0	0	0	0	0																											
TOTAL PITCH AREA Hectares																		7.5						3.5	3.5	3.8	3.8	3.9	3.2	3.2	2.6	2.6	2.5
TOTAL PLAYING FIELD AREA (@ 150% OF PITCH AREA) Hectares																		11.25						5.3	5.2	5.6	5.7	5.8	4.9	4.8	3.9	3.8	3.7

Note:

Pitch sizes as The FA Guide to Pitch and Goalpost Dimensions, 2012

Adult: 0.7 ha; Junior/youth combined size: 0.5 ha; Mini combined size: 0.3 ha

Sport Structures 2013 findings and recommendations

Sport Structures Review of Outdoor Sport and Recreation Facilities in Rutland 2013

6.134 The findings in this report included

The county currently has 115 pitches (with several sites under development at the time of producing this report). Pitch usage is high with a strong voluntary club structure. Several of the major clubs (football and rugby) are relocating to new pitches due to the changes to the land requirements for the Hawksmead housing development. Although the county appears to have a high proportion of pitches in relation to its population the majority are located on school/college grounds or within MOD sites. The location of the pitches restricts their use by the community. More than half of the pitches in the county have restricted access. Those facilities with access tend to be at peak usage times which allow clubs access to high quality pitches outside of curriculum time.

The benchmark level of provision for pitch sports within rural locations is 1.72 hectares per 1,000 population. Rutland is above the minimum standard for pitch sports (+0.38ha). Further analysis of the teams, leagues, peak demand and pitch availability reveals that there are some issues facing certain sports/teams:

.....

- *There is a surplus of senior and junior football pitches at peak times, but a shortfall for mini football. Mini football will continue to grow using junior pitches scaled to suit the age group. Uppingham is limited by having one senior pitch that is on a small site which is communally used causing issues with the quality of the pitch and space for training.*

The analysis of future demand suggests an increase in the number of teams which will create additional pressure on pitches.This will need to be reviewed as the clubs settle into their new locations as teams may grow more rapidly once usage on these sites is established.

6.135 The recommendations were:

Protect pitches - *All existing cricket, football and rugby pitches should be protected from development. This includes all areas of playing fields including small areas such as those on primary school sites and those not currently accessible to the community.*

Compensatory provision - *Development on pitches should only be allowed as an exception if enhanced facilities are provided in a similar location. This will involve additional pitches to a high specification together with changing and clubhouse facilities to ensure the long term viability of operations. There should be security of*

access for the community through the donation of the freehold, long term leases or community use agreements.

Upgrade Football pitches - Priority should be given to increasing the capacity of pitches at Uppingham College. The current pitches need to be upgraded to meet the demand for Senior pitches in Uppingham.

Rutland Sport and Recreation Community Facilities Delivery Plan (For consultation), January 2014

- 6.136 The report findings reflects the 2013 study but no specific recommendations were identified, recognising that there would need to be a review of the situation once The Rutland Showground site had been occupied.

Need for updating

- 6.137 There is a need to take into account the development of The Rutland Showground site and also future potential on that site and elsewhere to cater for junior football. Mini provision now seems to have been addressed, and there is sufficient across the County as a whole.
- 6.138 New standards are required specifically for playing field space to inform the policies relating to new housing.
- 6.139 The overall recommendation that pitch space should be retained remains the case for those pitches and sites used by the community. However given the high numbers of grass pitches in the county which are not used by the community and are unlikely to be needed in the future, this policy is not likely to be sustainable in the face of a development proposal for those sites not used by the community.

Meeting the needs of the future

- 6.140 The priorities are to improve the existing pitches in order to attract and retain players, and to develop 1-2 additional junior/youth pitches by 2021. This provision could be achieved in alternative ways including via improving the quality of the existing junior/youth pitches at Catmose, Uppingham Community College or Rouges Park to enable the sites to be cater for this additional demand (1 match per week), or possibly the remarking of some of the pitch area at The Rutland Showground site, or potentially the expansion/extension of an existing site which has junior team use.
- 6.141 At this time there is no clear priority for the additional junior/youth pitch investment, and in part it will depend upon how the clubs develop over the next few seasons.

- 6.142 The other requirements are to improve the quality of the pitches at Ketton, Rouges Park, Tod's Piece, and Uppingham Community College.

Justifying developers' contributions

- 6.143 The justification for investment in playing fields for new developments will generally be based on planning standards for playing fields which cover all of the grass pitch sports of football, cricket and rugby. Planning standards are therefore developed at the end of this report section on grass pitches.
- 6.144 Where there is a specific identified need for facility investment and where a contributions based on a standard are not appropriate, for example improvements to playing field site's fencing, then a proportional approach to developers' contributions will be appropriate.
- 6.145 In all cases any specific facility investment will need to meet the Community Infrastructure Levy (CIL) tests to justify contributions from housing developments.

Conclusions and Recommendations

Current supply and demand

- 6.146 Overall there is sufficient pitch space for football on sites which are in community use to cater for each age group and pitch size. However there is only just enough junior/youth pitch space, and only limited "spare" capacity for senior football. Most of the community use is of community playing fields, and only two teams, one adult and one junior, currently use the two school sites at Catmose and Uppingham.
- 6.147 There is a large amount of pitch space at other education sites, some of which technically have community use agreements which were put into place as the schools went to academy status. However no primary or independent schools are used by the community for football.
- 6.148 None of the playing field areas are shared with other sports, which is a major benefit. However the quality of some of the pitches is an issue, particularly at Ketton, Rogues Park, Tod's Piece and Uppingham Community College. The pitches on these sites are not used on a regular basis, or are only able to withstand one match/training session per week.
- 6.149 The only good quality football pitch in Rutland is that used by Cottesmore FC at Rogues Park. This is of much higher quality than the other pitches on that site.

Future requirements

- 6.150 There is potentially almost sufficient playing field space overall already in secure community use and actually used for football up to 2036, even allowing for a 0.5% growth in participation per year. However there will be a need for another junior/youth pitch by around 2021, and some additional capacity should be provided to cater for maintenance etc..
- 6.151 This could be achieved through pitch improvement works at existing sites to allow more matches to be catered for, or through the expansion/extension of a site with junior teams, or possibly through the rearrangement of the pitches at The Rutland Showground, which currently has too many mini pitches.
- 6.152 In overall terms, those sites with existing community use should be protected from development. However those sites which do not have current community use are unlikely to be required even up to 2036 for football.

Recommendations

- 6.153 The existing network of football pitch sites in secure community use should be retained into the longer term.
- 6.154 Improvements to the pitches should be made at Ketton, Rogues Park, Tod's Piece and potentially if the community use can be secured, at Uppingham Community College. These sites will require a technical assessment by a specialist agronomist to confirm the costs and potential benefits in terms of additional use. However the clubs based at these sites will also need to demonstrate that investment is justified because the club is actually expanding and requires the additional pitch capacity that such investment would deliver.
- 6.155 Planning standards should be applied to all new housing developments and the developers' contributions allocated towards the improvement of the existing pitch quality where this is justified, at sites within a 10 minutes' drive time.

CRICKET

Introduction

6.156 Cricket is a strong sport in Rutland, and there are a number of active clubs.

Participation in cricket

6.157 The Sport England Active People Survey research suggests that about 354,000 adults over 16 years play cricket at least once a month during the cricket season. Of those playing cricket regularly, about 93% are male, and 7% are female. About 66% of the adult players are aged 16-34 years, with 29% aged between 35-54 years, and only 5% aged 55 years and over.

6.158 There are 9 cricket clubs in Rutland with Ketton, Oakham and Uppingham Clubs being the largest and having both senior and junior teams. The smallest clubs are Ridlington and Belton, and Whissendine, both which run a single men's team, with the Ridlington and Belton team only playing friendlies. The cricket teams and clubs are listed in Figure 78 together with their home grounds, the days that the teams play matches and any winter training venue.

6.159 For the purposes of the modelling and reflecting the feedback from the clubs, it is assumed that all of the teams are drawn from within Rutland.

6.160 The pattern of participation in the authority is similar to most other local authorities in that the highest number of teams are from the men's open age group, and 66% play on Saturday afternoons, with the remainder of the adult games being divided almost equally between Sundays and midweek. Overall however about 24% of the cricket matches are played on Saturday afternoons. The peak demand for pitch space is for the 9 matches played on a Saturday.

Current provision

6.161 There are 10 cricket grounds on 9 sites used by the community in Rutland. All of these sites are community sites and none is shared with other sports such as football. The sites are mapped in Figure 79.

6.162 The quality standard for each pitch has been assessed through a site visit (using the required guidance templates) and consultation with the clubs.

Figure 78: Cricket teams in Rutland

Club	Team	Home Ground	Teams and age groups					Match day and time			Winter training venue	Where do most players come from, and how far do most members travel to the club?
			Men 18-55 yrs	Women 18-55 yrs	Boys 11-17 yrs	Girls 11-17 yrs	u11	Sat pm	Sun pm	Midweek		
Empingham	Men Saturday	Empingham	1					1			Stamford School	Most from Rutland. 5+ miles
Empingham	Men Sunday		1					1				
Empingham	Midweek		1							1		
Empingham	Friendly (mixed age)		0.5		0.5							

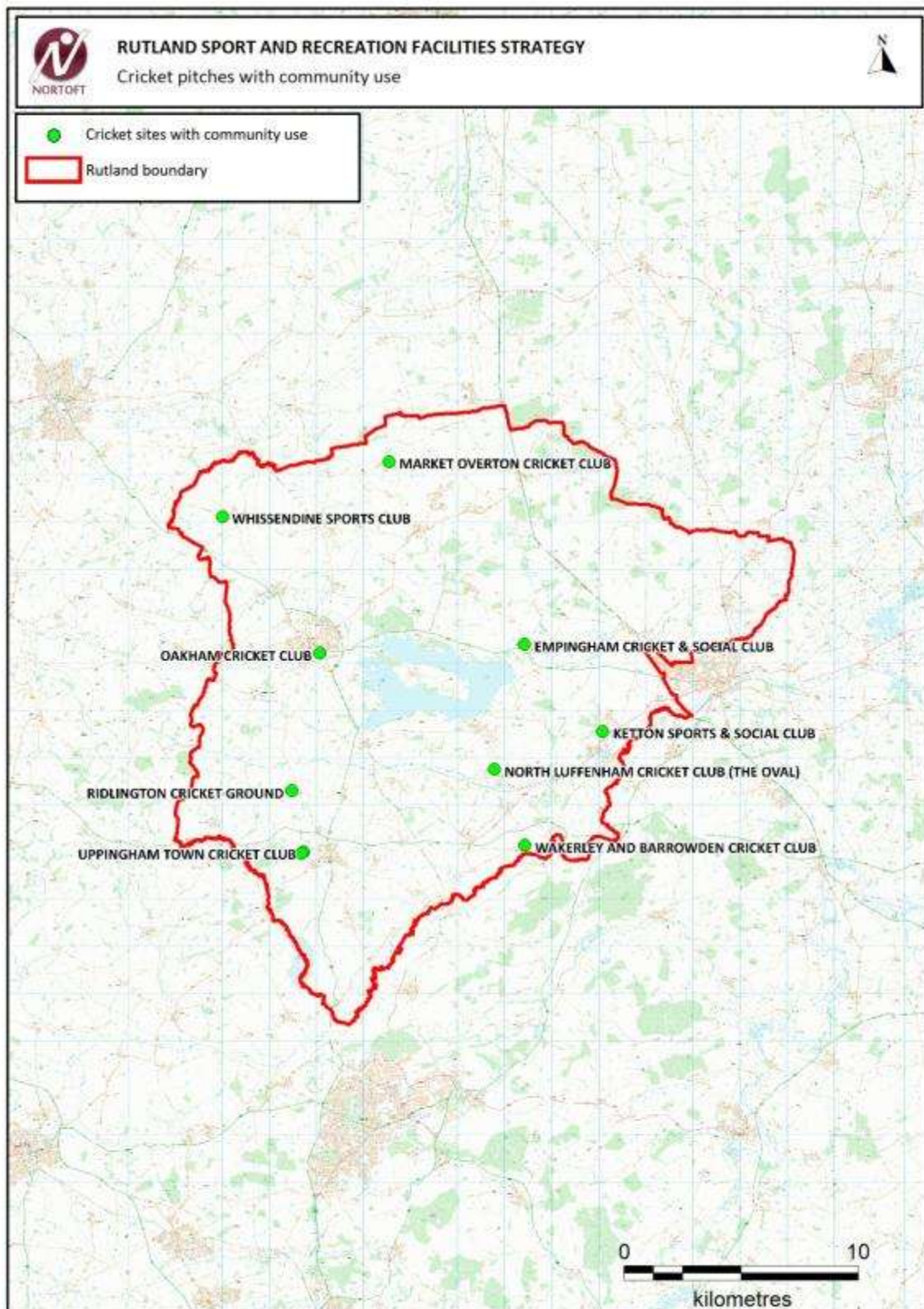
Ketton	Sunday	Ketton							1			Most from Rutland. Up to 2 miles
Ketton	Men (colts u21)		1							1		
Ketton	Women friendly			Occasional								
Ketton	u9 boys						1			1		
Ketton	u11 boys						1			1		
Ketton	u13 boys				1					1		
Ketton	u15 boys				1					1		
Ketton	u12-u14 girls						1					
Ketton	Saturday Lions		1					1				
Market Overton	Saturday	Market Overton	1					1				
Market Overton	Sunday		1							1		
North Luffenham	Men midweek	North Luffenham,	1							1		Most from Rutland. 2-5 miles
North Luffenham	u9 boys						1			1		

Oakham	Saturday 1st	Oakham	1					1			Uppingham Sports Centre	Most from Rutland. 2-5 miles
Oakham	Saturday 2nd		1					1	1			
Oakham	Sunday		1					1				
Oakham	Midweek		1							1		
Oakham	u13 boys				1					1		
Oakham	u15 boys				1					1		
Oakham	u17 boys				1					1		
Oakham	u9 boys					1				1		
Oakham	girls					1				1		
Ridlington and Belton	Sunday	Ridlington	1						1			

Uppingham Town CC	Men Saturday 1st	Uppingham	1					1			Uppingham Sports Centre	Most from Rutland. 2-5 miles
Uppingham Town CC	Men Saturday 2nd		1					1				
Uppingham Town CC	Men Sunday 1st		1						1			
Uppingham Town CC	Men Sunday 2nd		1						1			
Uppingham Town CC	Tuesday		1							1		
Uppingham Town CC	u11 boys						1			1		
Uppingham Town CC	u13 boys				1					1		
Uppingham Town CC	u15 boys				1					1		
Uppingham Town CC	u15 girls					1						
Uppingham Town CC	u9 boys					1				1		

Wakerley and Barrowden	Saturday	Wakerley and Barrowden	1					1				
Wakerley and Barrowden	Sunday		1						1			
Whissendine	Saturday	Whissendine	1					1				

Figure 79: Cricket sites with community use



Contains Ordnance Survey data © Crown copyright and database right. 2014.

Assessment of current supply/demand

6.163 For the purposes of clarity the following definitions are used in this report.

Term	Definition
Ground	The whole pitch area including the cricket square and outfield
Square/table	The fine turf area which is specially mown and managed to give a high quality set of strips (often 6, 9 or 12 strips)
Strip	Single strip of natural turf or artificial turf on which the wickets are placed at either end for a single match
Wicket	The collective name for the 3 stumps and the bails placed at each end of the strip
Site	The ground plus ancillary facilities such as the club house/pavilion, car parking etc.

6.164 The peak time requirements for cricket needs to drive this assessment because this determines overall how many grounds are required. 9 teams play at peak time, so 5 grounds are required each Saturday (matches are home/away).

6.165 As the clubs tend to draw most of their members from a local area, it will be important to largely retain the existing sites into the future. The very small clubs at Ridlington and Belton, North Luffenham, and Whissendine are most at risk and over time may naturally disappear as juniors take up the game in the larger clubs of Ketton, Oakham and Uppingham.

6.166 For junior cricket the strip length is different from those of the adult games. If the natural turf strips are used for the junior game, it cannot be safely reused for the adult game. Only the larger sites such as Uppingham are therefore able to cater easily for junior teams. Oakham and Ketton may potentially benefit from an artificial turf strip, but there are no artificial strips Rutland, and neither Oakham nor Ketton clubs have raised this as a specific problem. However the lack of capacity generally is a very significant issue for Oakham.

Recent consultation findings

Clubs

6.167 There was a high rate of return to the clubs survey, with 83% of the teams represented in the returns. The clubs who did not send in a response were the smallest clubs with one or two senior teams only.

Empingham

The ground has 1 square with 9 strips. The ground is considered as high quality but the nets need improvement. There is a standard quality clubhouse and changing facility.

Ketton

This club has a number of teams, mostly male and the club does not expect to grow significantly in the future. The site has 1 square with 12 strips. The ground is good quality and not shared with football, however the nets require improvement with a higher cage, re-laid floor, longer bowlers run-up, and third strip. The clubhouse is poor and the club has undertaken some initial discussions about their requirements and the potential costs. The currently preferred option is a prefab building, potentially costing around £50,000. Also on site are: 2 senior football pitches, 1 junior football pitch, one football training pitch, 3 tennis courts, 1 bowling green, and 1 petanque court.

Oakham

The ground has 1 square with 8 strips which hosted around 130 matches in 2014. This club has a strong junior section with around 150-200 juniors giving 3 x u11 teams, u9s and 1 x u12/13 girls, although the number of seniors have stayed approximately the same over the past few years. The site is also used for local pubs/clubs, Leicestershire over 60s, over 50s and some junior ages. Croquet also takes place on the site.

The club uses Oakham School nets, but these are only available until end June at which point the club needs to move all of the practice and play onto the home ground. The high level of junior use means that seniors have less practice time. The club generally has a strong coaching arm, but there is insufficient space to cater for the potential demand.

The pitch is good quality but there is not enough room because of the overall size of the site. The club requires an artificial trip and another practice area to accommodate more juniors.

Ideally the club needs a second high quality ground, with space for nets etc.

The club is not able to progress up the cricket leagues because of the restrictions on the current site.

North Luffenham

The site has 1 square with 6 strips, and the club has about 12 matches a year. Junior training is held on Monday evenings. There is standard quality changing. The ground quality is relatively poor.

Uppingham

This new high quality site has 2 squares of 12 and 8 strips. The site is well use as in addition to the club matches; there are 16 x Friday night games and use by Uppingham Community College about 11 times per season. Summer training takes place 3 nights a week. The ancillary facilities are high quality.

National Governing Body comments and strategies

- 6.168 The Leicestershire and Rutland Cricket Board has been involved with providing information about site quality and the clubs, and the County Cricket Development Officer was actively involved in achieving a high rate of club returns.
- 6.169 Information about the sites in Rutland which were not addressed in the club returns include:
- Market Overton: need for improved nets as the existing ones are not safe.
 - Wakerley and Barrowden: basic facilities and site with no practice nets.

Modelling

Market Segmentation and sports development

- 6.170 Cricket is a relatively small sport and is not picked up by the Sport England market segmentation modelling. However there are relatively high rates of participation in the sport in Rutland.

Playing pitch model

- 6.171 The Sport England guidance sets out the required approach towards modelling of grass pitch sports, using Team Generation Rates, the temporal demand for the sport (the number of matches at peak time), and the availability of pitches of the required size. This section provides a detailed assessment of cricket using this methodology.
- 6.172 The peak time requirement in 2014 was for 5 grounds, to cater for the 9 teams playing on Saturday afternoons.
- 6.173 In terms of the number of strips required to cater for the demand, the calculation is based on an average of 3.5 matches per strip in any one season. This is based on the advice of English Cricket Board. The total number of strips available in Rutland is 84 across all of the sites, or provision for 294 matches. The total match demand

in 2014 was for 115 strips, so the theoretical strip capacity easily met the demand in 2014 (a surplus of 179 strip capacity).

- 6.174 Rutland does not appear to have significant level of casual cricket in parks, so no specific allowance has been included within the modelling for this.

Summary of current situation

- 6.175 There are 9 cricket sites with 10 grounds in Rutland available and used for community cricket. All of the sites are in secure community use and none of the sites are shared with football or winter sports. The ground quality on almost all of the sites is therefore good, with the exception of North Luffenham which is a small club with one senior midweek and one junior team.
- 6.176 There is sufficient capacity across the sites to cater for the demand now and in the future. However the Oakham Cricket Club is too small to enable the club to progress up the leagues, and there is no space for practice nets. The club is not able to cater for the demand particularly from juniors, and requires a second site.
- 6.177 The ancillary facilities at the cricket sites are generally good, with the exception being Ketton's clubhouse, and the parking at Oakham.

Assessment of Future Needs

- 6.178 The modelling is summarised in Figures 80 in terms of grounds, and Figure 81 in terms of number of strips, suggests that there is overall sufficient playing field space in secure community use for cricket up to 2036.
- 6.179 These findings were based on an assessment of future pitch needs following the methodology set out in the Sport England Guidance, including Team Generation Rates, forecast demographics for Rutland, and a forecast growth in the game of 0.5% per annum across the age groups. The modelling does not include provision for a ladies team as there is only one and that is occasional, and is based at Ketton. Should one or more women's teams become fully established then there would still sufficient capacity up to 2036.

Meeting the needs of the future

- 6.180 There is sufficient capacity across the sites in Rutland to cater for cricket up to 2036, however there are specific issues at some clubs which will require attention. These are:
- Oakham CC – need for additional ground suitable for high level league cricket.
 - Ketton – need for improvements to clubhouse.
 - Empingham – improved nets.

Figure 80: Cricket grounds

		Number of teams within age group					Peak time	Peak time pitch requirement (total number of grounds) on Saturdays					Number of grounds available and used	Balance in the number of cricket grounds available and used compared with demand at peak time					Area of cricket grounds required to meet demand at peak time in hectares (based on 9 strips) @ 1.3 ha					Area currently available to cricket in secure use, hectares @ 1.3 ha per ground	Balance in area available in secure use. In hectares:				
		Age Groups	2015	2021	2026	2031		2036	2015	2021	2026	2031		2036	2015	2021	2026	2031	2036	2015	2021	2026	2031		2036	2015	2021	2026	2031
Junior cricket - boys	7-18yrs	8	9	9	10	10	Sat pm (9 teams)	5	5	5	5	5	10	6	6	6	6	6	7	7	7	7	7	13	6	6	6	6	6
Junior cricket - girls	7-18yrs	6	7	7	7	8																							
Men’s cricket	18-55yrs	22	21	21	21	21																							
Women’s cricket	18-55yrs	0	0	0	0	0																							
		36	36	37	38	39																							

Figure 81: Cricket strips

		Number of teams within age group					Peak time	Minimum total number of strips required to provide for 26 weeks of matches @ average 4 matches per strip (assumes juniors play on senior grounds)					Peak time strip/ground requirement on Saturdays					Capacity: number of strips in secure community use	Capacity: number of strips in secure community use: @ 3.5 uses per season	Overall balance in provision for secure sites (number of strips)	Overall balance in provision for secure sites (number of strips)	Overall balance in provision for secure sites (number of strips)	Overall balance in provision for secure sites (number of strips)	Overall balance in provision for secure sites (number of strips)	
		Age Groups	2015	2021	2026	2031		2036	2015	2021	2026	2031	2036	2015	2021	2026	2031								2036
Junior cricket - boys	7-18yrs	8	9	9	10	10	Sat pm (9 teams)	115	118	120	123	126	4	4	4	5	5	84	294	179	176	174	171	168	
Junior cricket - girls	7-18yrs	6	7	7	7	8																			
Men's cricket	18-55yrs	22	21	21	21	21																			
Women's cricket	18-55yrs	0	0	0	0	0																			
		36	36	37	38	39																			

Sport Structures 2013 findings and recommendations

Sport Structures Review of Outdoor Sport and Recreation Facilities in Rutland 2013

6.181 The findings in this report for cricket were:

4.5 There are 10 cricket clubs operating within the county fielding 47 cricket teams, within six main leagues. There are also a number of clubs that only play informally within village leagues and friendly fixtures.

4.16 There is some evidence of a decline in adult participation in cricket, particularly in rural areas. There is little evidence of participation in the state schools, therefore good junior development is dependent upon strong adult clubs to provide facilities and volunteers. While there continues to be strong development of cricket in some of the larger settlements, the voluntary effort required in maintaining a good square, outfield and clubhouse is causing major difficulties in some small communities. This has led to the loss of some teams but there appears to be a willingness to provide facilities for informal use and annual events. There is also work ongoing at several clubs to improve changing rooms and ancillary facilities.

4.17 The quality of facilities varies hugely across the County. The move of Uppingham Cricket Club away from Uppingham School to its own new ground on Leicester Road has provided a high quality community facility for cricket. The pitches at both Oakham and Uppingham Schools are maintained to a high quality but are only for use by the pupils of the school. There is a need to schedule the change of pitches for the winter curriculum (from Cricket to Rugby) this means that there is no opportunity for community use during the summer holidays.

There is a surplus of cricket pitches at peak times as there has been a reduction in some village teams.

6.182 24 cricket pitches were identified in the study, including school cricket pitches at Uppingham school and Kendrew Barracks which have no community use.

6.183 The recommendations of the report included:

Protect pitches - All existing cricket, football and rugby pitches should be protected from development. This includes all areas of playing fields including small areas such as those on primary school sites and those not currently accessible to the community.

Rutland Sport and Recreation Community Facilities Delivery Plan (For consultation), January 2014

6.184 The report findings reflects the 2013 study but no specific recommendations were identified, for cricket sites.

Need for updating

- 6.185 There have been some small changes to the clubs list since 2013. The 2013 list included Toilethorpe Park CC near Stamford, which had one senior team but no longer exists. The Ridlington and Belton club which was playing in 2014 was not included in the 2013 list, but also has one senior team.
- 6.186 The number of teams playing in Rutland in 2014 was 38, compared to the 47 teams recorded in 2013. This seems to be a very significant fall, but this is not borne out by the returns from the clubs which suggest a largely stable situation. There has in fact been an increase in the number of senior men's teams by 2.5 and a significant increase in girls' cricket, from 1 team to 6. The reduction in team numbers appears to be largely in relation to boys and mini cricket, where the numbers in 2014 are much smaller than recorded in the 2013 study. However this is more likely to reflect the way in which the clubs recorded these teams with the ECB in 2013, rather than a real fall in participation.
- 6.187 The recommendation about the protection of all playing fields also requires review in the light of the level of provision for the community identified in this strategy.

Justifying developers' contributions

- 6.188 The justification for investment in playing fields for new developments will generally be based on planning standards for playing fields which cover all of the grass pitch sports of football, cricket and rugby. Planning standards are therefore developed at the end of this report section on grass pitches.
- 6.189 Where there is a specific identified need for facility investment and where a contributions based on a standard are not appropriate, for example improvements to playing field site's fencing, then a proportional approach to developers' contributions will be appropriate.
- 6.190 In all cases any specific facility investment will need to meet the Community Infrastructure Levy (CIL) tests to justify contributions from housing developments.

Conclusions and Recommendations

Current supply and demand

- 6.191 There are 9 cricket sites with 10 grounds in Rutland available and used for community cricket. All of the sites are in secure community use and none of the sites are shared with football or winter sports. The ground quality on almost all of the sites is good, with the exception of North Luffenham.

- 6.192 There is sufficient capacity across the sites to cater for the demand now and in the future. However the Oakham Cricket Club is too small to enable the club to progress up the leagues, and there is no space for practice nets. The club is not able to cater for the demand particularly from juniors, and requires a second site.
- 6.193 The ancillary facilities at the cricket sites are generally good, with the exception being Ketton's clubhouse, and the parking at Oakham.

Future requirements

- 6.194 There is sufficient capacity across the sites in Rutland to cater for cricket up to 2036, however there are specific issues at some clubs which will require attention. These are:
- Oakham CC – need for additional ground suitable for high level league cricket.
 - Ketton – need for improvements to clubhouse.
 - Empingham – improvements to nets
 - Market Overton – improvements to nets
- 6.195 The potential future options for Oakham CC have not yet been discussed with the club, and will need a full assessment and feasibility study to confirm the best and most viable alternative.

Recommendations

- 6.196 The existing number of cricket sites in secure community use should be retained into the longer term.
- 6.197 Improvements to the club house is needed at Ketton.
- 6.198 Practice net improvements are required for Empingham and Market Overton.
- 6.199 A second high quality ground is required for Oakham CC which should be of a standard to enable the club to progress up the leagues, have appropriate clubhouse facilities and practice nets. This might be developed as a stand-alone ground, or an alternative could be the replacement of the existing pitch site with a double ground site which may also include an artificial turf strip. Any new ground site would need to be located close to the boundary of Oakham itself. The OEP playing field site is both too small and too far away from Oakham to be of use.
- 6.200 Planning standards should be applied to all new housing developments and the developers' contributions allocated towards the ongoing improvements of the existing sites where this is justified and within a 15 minutes' drive time. The clubs on these sites should run a number of senior teams, and at minimum have well established junior training opportunities.

RUGBY

Introduction

- 6.201 There are two rugby clubs in Rutland, a large club based at The Rutland Showground and a smaller club based at Uppingham Community College.

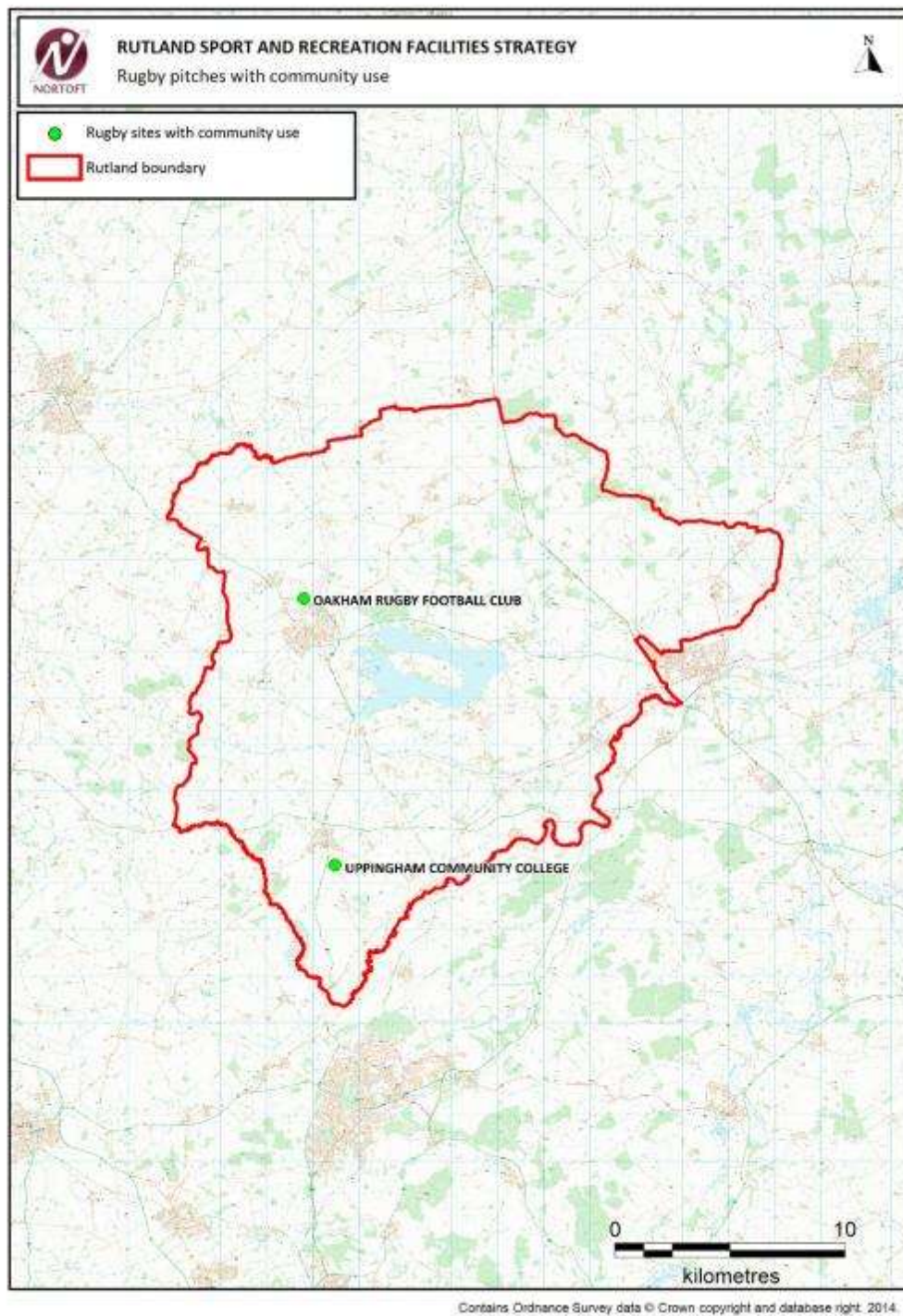
Participation in rugby

- 6.202 National participation in rugby once a month for people aged 16+ years is around 264,000 according to the latest Active People Survey information from Sport England, and the number has slightly decreased since 2007-08. Earlier research from Sport England for the period ending October 2009, showed that around 95% of the participants are male. The sport is mainly played by younger people, with about 84% being under the age of 34. The take up across the socio economic groups is approximately even, with a slight weighting to the NS SEC9 group which includes students, and to the more affluent groups. There are high rates of club membership for this sport, which reflects the way in which the sport is played.
- 6.203 Oakham RFC has 2 senior men's teams, a colts team, and a team for each age group from u7 through to u16. Stoneygate RFC based at Uppingham Community College has one regular senior team plus an occasional veterans team.

Current provision

- 6.204 Oakham RFC moved to The Rutland Showground site over the summer of 2014 and is playing their first season on the site. It has a lease which runs to 2056. Currently marked out are 3 senior pitches and 2 mini pitches on the site, and two of the senior pitches are floodlit. The plans for the site also allow for the provision of 2 junior/midi pitches and an additional mini pitch. Although the pitches have been professionally laid and maintained during the establishment period, the club is experiencing some problems with drainage as the soil type is primarily clay. Further works will be required on the pitches to improve their quality.
- 6.205 The new clubhouse and ancillary facilities at The Rutland Showground site are excellent, but the club will need to bring in substantial bookings to help meet the running costs.
- 6.206 There are three rugby pitches at the Uppingham Community College site, which are used by both the school and the club. These are poor quality, so this impacts on the amount of play which can take place. Changing facilities are provided by the school. There is no security use of this site.
- 6.207 The sites are mapped in Figure 82. In addition there are a number of other rugby pitches on school sites, but these do not have community use and have not been included within this assessment.

Figure 82: Rugby pitch sites



Assessment of current supply/demand

- 6.208 The peak match demand for rugby is either Saturday afternoon for senior men, or Sunday mornings for juniors, and minis/midis, but just as important is the impact of training for rugby, which at Oakham RFC is on the grass pitches. Both are therefore taken into account in the modelling, reflecting the requirements of Sport England's Playing Pitch Guidance.

Recent consultation findings

- 6.209 Oakham RFC responded to the club survey. This club has seen the same number of teams over the past 3 years, but the club expects to grow in the next 5 years with one additional senior team.
- 6.210 The club has been in detailed discussions with Rutland County Council over the past few months as it has been relocating, primarily about the club's concerns over the quality of the new pitches.

National Governing Body comments and strategies

- 6.211 The RFU National Facilities Strategy 2013-2017 summary provides an overview of the facility priorities for the sport. The detailed specific investment decisions are made by the RFU County Board, together with the Regional Development Officer and with support from the RFU Facilities Team. Each scheme is assessed against the specific needs of the club, within the context of the national priorities. The justification for funding in the summary is provided as:

There is a continuing need to invest in community club facilities, in order to:

- Create a platform for growth in club rugby participation and membership, especially with a view to exploiting the opportunities afforded by Rugby World Cup 2015.
- Ensure the effectiveness and efficiency of rugby clubs, through supporting not only their playing activity but also their capacity to generate revenue through a diverse range of activities and partnerships.

The priorities for investment are:

- Increase the provision of integrated changing facilities that are child-friendly and can sustain concurrent male and female activity at the club.
- Improve the quality and quantity of natural turf pitches (this includes support for enhanced pitch maintenance programmes).
- Improve the quality and quantity of floodlighting.
- Increase the provision of artificial grass pitches that deliver wider game development outcomes.
- Social, community and catering facilities, which can support diversification and the generation of additional revenues.

- Facility upgrades, which result in an increase in energy-efficiency, in order to reduce the running costs of clubs.
- Pitch furniture, including quality rugby posts and pads.

6.212 The RFU Model Venues and the Activity vs Facility Continuum continue to be the most appropriate tools to interpret and support the delivery of the National Facility Strategy at a local level. At this time, the new site at The Rutland Showground meets all of the expectations for a club the size of Oakham RFC, as does the pitch provision at Uppingham Community College, which also has a 3G pitch which is available for training. Both clubs would therefore not be considered priorities in relation to RFU investment, although there is a need to secure the community use of the Uppingham Community College site.

Modelling

Market Segmentation and sports development

6.213 Rugby is a relatively small sport and does not appear in Sport England's market segmentation model. However it is clear that the sport is popular in Rutland.

Playing pitch model

6.214 The Sport England Guidance sets out the required approach towards modelling of grass pitch sports, using Team Generation Rates, the temporal demand for the sport (the number of matches at peak time), and the availability of pitches of the required size. This section provides a detailed assessment using this methodology. It uses as the baseline the 3 senior pitches and the 2 marked out mini pitches at The Rutland Showground site (Oakham RFC), the 3 pitches at Uppingham Community College (Stoneygate RFC). The rugby pitches on school sites with no community use are excluded from the analysis.

6.215 There are currently no girls or women's teams and the modelling assumes that this situation continues into the future. If teams are established, then there would be capacity within the proposals to meet the needs of their game.

6.216 At the present time there is more than sufficient capacity overall across the authority to cater for the maximum number of matches at peak time.

6.217 The most important issue for rugby is the impact of training and other uses on the pitch quality/capacity. For this part of the assessment, the training needs and other uses information is taken from the Oakham RFC return. For Stoneygate it has been assumed that they train once a week but that school usage is the equivalent of all of the remaining "capacity" on the Uppingham Community College site.

- 6.218 The findings from this assessment are provided as part of Figure 83, and shows that there is sufficient capacity for both matches and training, primarily because the 3 new senior pitches at Oakham RFC should be able to withstand 3 sessions of use per week.

Assessment of Future Needs

- 6.219 This section provides a summary of the detailed assessment. The assessment has been based on a 0.5% growth in participation across each of the age groups, and the estimated growth options in Rutland up to 2036.
- 6.220 With the increase in the proposed population and the increase in rates of participation, the number of teams in the mini and junior age groups are expected to each increase by one team in the period up to 2036, but there is unlikely to be a change in the adult game, see Figure 83.
- 6.221 At the present time there is more than sufficient capacity overall across the authority to cater for the maximum number of matches at peak time. Figure 83 models the demand of rugby in Rutland, both matches and match equivalents (training). The outcome of this modelling suggests that there is likely to sufficient capacity up to 2036, so long at the pitches at Oakham RFC are kept good quality.

Figure 83: Rugby pitch balance 2015-2036

		Number of teams within age group					Number of matches per week					Match equivalent for training /other uses incl school					Total weekly demand on pitches = number of matches + match equivalents					Amount of pitch capacity sessions available based on quality (source: Oakham club return (3) plus Uppingham CC at 2)	Overall actual balance in capacity sessions (pitches) across the week				
		2015	2021	2026	2031	2036	2015	2021	2026	2031	2036	2015	2021	2026	2031	2036	2015	2021	2026	2031	2036		2015	2021	2026	2031	2036
Mini/midi - rugby - mixed	7-12yrs	6	7	7	7	7	3.0	3.3	3.5	3.6	3.7	0.0	0.0	0.0	0.0	0.0	3.0	3.3	3.5	3.6	3.7	6	3.0	2.7	2.5	2.4	2.3
Junior rugby boys	13-18yrs	3	3	4	4	4	4	4	4	4	4	8.5	8.5	8.5	8.5	8.5	12.00	12.1	12.3	12.4	12.4	15.0	3.0	2.9	2.7	2.6	2.6
Junior rugby girls	13-18yrs	0	0	0	0	0																					
Men's rugby	19-45yrs	4	4	4	4	4																					
Women's rugby	19-45yrs	0	0	0	0	0																					
																						21.0					

Notes:

Definition

Capacity of rugby pitches based on RFU pitch quality definitions:

Training: Oakham RFC = 3 sessions per week on training pitch plus 0.5 other sessions. Stoneygate assume once per week but school use in addition, so max of 2 uses per pitch per week (total of 11 training/school sessions)

Sport Structures 2013 findings and recommendations

Sport Structures Review of Outdoor Sport and Recreation Facilities in Rutland 2013

6.222 The findings in this report for rugby were:

4.7 Oakham Rugby Club is the only active club within the county fielding 17 teams, which take part within 7 different leagues. In addition to those that play in a formal league structure there are a number of informal leagues and friendly fixtures. The mini Rugby though often does not have a formal league structure host, mini festival and tournaments where all pictures are used.

The analysis of supply and demand for rugby pitches reveals that:

There is a surplus of senior pitches at peak times for rugby.

There is a shortfall of junior pitches with only one community junior pitch available for use. Through consultation with the club it is apparent that the senior pitch is divided appropriately for each age group.

4.23 While there is rugby participation in schools, there is only one rugby club in the county Oakham Rugby Club. The clubs relocation to pitches at the Hawksmead playing fields in Oakham North should enable a growth in both junior and senior participation. The current configuration of pitches at the Hawksmead playing fields has yet to be confirmed although initial agreement is for four adult rugby pitches. The pitches are to be complemented with floodlights, a good quality clubhouse and car parking.

Those areas with a shortfall in 2013 will have a greater shortfall in 2026. There is potential need for a junior rugby pitch in the county which could be located on land within the Hawksmead Playing Fields development.

6.223 28 adult pitches (4 with community access) and 3 junior pitches (1 with community access) recorded.

6.224 The recommendations of the report included:

Protect pitches - All existing cricket, football and rugby pitches should be protected from development. This includes all areas of playing fields including small areas such as those on primary school sites and those not currently accessible to the community.

- 6.225 The report's findings reflect the 2013 study and the Oakham RFC additionally commented *"We could use an all-weather pitch indoors or outdoors for training and/or playing"*. A covered training area was also flagged up as a desired facility.
- 6.226 The recommendations included "Increase the number of mini rugby pitches" as "there are an insignificant number of mini rugby pitches as identified in the 2013 outdoor sports facilities review. New opportunities should be identified for marking out pitches." This action was identified as the second highest priority and reasonably deliverable. The costs, estimated to be "in the region of £400,00" with a comment that "Rugby clubs or community facilities must be supported to manage the increase number of pitches, increasing membership as required."

Need for updating

- 6.227 The Oakham RFC have recently completed their move to The Rutland Showground so it is too early to be able to see the impact in sports development terms. The new facility has the potential for a number of mini pitches, but the current number of teams at the club do not require them all at this time. The new facility may increase the overall participation in rugby in the County, but this is again too early to assess.
- 6.228 Since the 2014 report, Stoneygate RFC have moved to Uppingham Community College and this club therefore now needs to be included in the assessment of future need.
- 6.229 The major investment in rugby has been achieved, with the new site for Oakham RFC at The Rutland Showground.

Meeting the needs of the future

- 6.230 Based on the current model, there should be sufficient pitch space for rugby up to 2036 if the facilities at Oakham RFC are maintained to a high quality, and the use of Uppingham Community College by Stoneygate RFC can be secured.

Justifying developers' contributions

- 6.231 The justification for investment in playing fields for new developments will generally be based on planning standards for playing fields which cover all of the grass pitch sports of football, cricket and rugby. Planning standards are therefore developed at the end of this report section on grass pitches.
- 6.232 Where there is a specific identified need for facility investment and where a contributions based on a standard are not appropriate, for example improvements

to playing field site's fencing, then a proportional approach to developers' contributions will be appropriate.

- 6.233 In all cases any specific facility investment will need to meet the Community Infrastructure Levy (CIL) tests to justify contributions from housing developments.

Conclusions and Recommendations

Current supply and demand

- 6.234 There are two rugby clubs in Rutland, the Oakham RFC which has recently moved to a new site at The Rutland Showground, and Stoneygate RFC which has recently moved to Uppingham Community College.
- 6.235 The Oakham RFC club has a long term lease on their site. Their main priorities are; to ensure that their new pitches become high quality, as issues have arisen with the clay soil on the new site; to grow the club to improve long term financial stability; and, to make the clubhouse facility financially sustainable including through external bookings.
- 6.236 The Stoneygate RFC is yet to fully establish itself at Uppingham and currently has one senior team plus an occasional veterans team. It has access to the 3G pitch on the school site for training, as well as to the grass pitches for matches. The main priorities are to ensure the use is secure long term, and to grow the club.

Future requirements

- 6.237 If The Rutland Showground site achieves the hoped-for high quality pitches, the future needs of the club should be able to be met on that site. There may however be a need to support the club on an interim basis to carry out remedial works on the pitches.
- 6.238 The requirements of the Stoneygate RFC club should be possible to meet on their Uppingham Community College site. In the medium-longer term, if the club grows significantly then there may be a need to upgrade the pitches on the site so that they can cater for increased use. However the short term priority is to achieve the security of community use on this site.

Recommendations

- 6.239 The recommendations for community rugby are:
- Ensure that the Oakham RFC pitches achieve and are maintained at good quality.
 - Secure the community use of Uppingham Community College grass pitches and AGP for rugby
 - Keep the growth of the clubs under review, and in the medium-longer term and if necessary seek to improve the quality of the pitches at Uppingham Community College if the club's growth justifies investment.
 - Planning standards should be applied to all new housing developments and the developers' contributions allocated towards the ongoing improvements of the Oakham RFC and Uppingham Community College rugby facilities.

Justifying developers' contributions for grass playing fields

- 6.240 A key output of the grass playing pitch section of the Strategy is the development of an approach towards achieving developers' contributions for playing fields in the county. In relation to new housing developments, where there is an identified requirement for a particular facility investment this will need to meet the Community Infrastructure Levy (CIL) tests to justify contributions from specific housing developments.
- 6.241 There are two elements to this:
- Proposed planning standards for Rutland for the period up to 2036 which can be applied to assess the level of contribution required for major playing field projects.
 - A proportional approach towards developers' contributions where a formal standard is not appropriate but there is a clearly identified need for investment, for example fencing around a playing field site, or improved cricket nets.
- 6.242 The playing field provision policy for new housing has the following elements:
- Quantity standard – a rate of provision of a facility per 1,000 people, based on a combination of the current amount of provision, the policy principle of increasing participation rates by 0.5% per annum across all sports, plus the findings from various modelling, and wide ranging consultations.
 - Accessibility standard – based on the catchment area for each facility type.
 - Quality standard – for both new build and refurbishment.
- 6.243 The standards are based on the assessments in the sports specific sections above. The key finding which has emerged from each of the assessments is that overall there is sufficient playing field space in use by the community for each of the grass pitch sports in Rutland up to 2036.
- 6.244 There is therefore a need to retain the current amount of playing field space, but there is some need to improve the quality of some of the pitch sites. There is also a need to secure the community use of Uppingham Community College, which has the only 3G pitch and its grass pitches are used for community football and rugby.

Standard for quantity

- 6.245 As is the case in Rutland, and as usually recommended, the pitches of each sport should remain separately provided in order to reduce conflicts and to ensure quality. The provision per 1,000 standards are therefore based on separate provision for each sport.

6.246 The proposed playing field standard of provision per 1,000 is based on the amount of pitch area required for each of football, cricket and rugby, with an additional allowance for the ancillary facilities including pavilion/clubhouse, car parking etc. For football and rugby this is taken to be 150% of the pitch area alone, and for cricket, 2ha per site. Across the sports, a total of 42.1 ha of playing field space is required up to 2036, a planning standard of 1.1 ha per 1,000 for the period up to 2031. Figure 84 shows the amount of demand for playing field space as at 2015 and the forecast demand up to 2036. This table also shows the current percentage split of the playing field area required for football, cricket and rugby. This balance shows that about 32% of the pitch space is needed for football.

Figure 84: Developing playing field standards

	Football: playing pitch area required to meet demand across the week in hectares: Mini (u10): 0.3 ha; Junior (u11-u16): 0.5 ha; Senior (16+ yrs): 0.7 ha						Cricket: area of grounds required to meet demand at peak time in hectares (based on 9 strips) @ 1.3 ha, with 2ha per site					Rugby: area of pitches required to meet peak demand plus training in hectares @ 1.23 ha senior, and 0.42 ha per mini pitch (4 senior plus 2 mini pitches)					TOTAL PLAYING FIELD AREA REQUIRED INCL ANCILLARY					PLAYING FIELD STANDARD BASED ON ESTIMATED POPULATION				
		2015	2021	2026	2031	2036	2015	2021	2026	2031	2036	2015	2021	2026	2031	2036	2015	2021	2026	2031	2036	2015	2021	2026	2031	2036
NUMBER OF PITCHES/GROUNDS required	Mini	6	6	6	6	6	10.0	10.0	10.0	10.0	10.0	2	2	2	2	2	42.1	42.1	42.1	42.1	42.1	1.1	1.1	1.1	1.1	1.0
	Junior	4.3	4.3	4.3	4.3	4.3						4	4	4	4	4										
	Senior	7.3	7.3	7.3	7.3	7.3						5.8	5.8	5.8	5.8	5.8										
TOTAL PITCH AREA Hectares		9.0	9.0	9.0	9.0	9.0	13.0	13.0	13.0	13.0	13.0	5.8	5.8	5.8	5.8	5.8										
TOTAL PLAYING FIELD AREA in hectares (@ 150% OF PITCH AREA), for football and rugby, 2 ha per site for cricket		13.5	13.5	13.5	13.5	13.5	20.0	20.0	20.0	20.0	20.0	8.64	8.64	8.64	8.64	8.64										
% of playing field area for this sport		32.04%					47.46%					20.50%														

- 6.247 If fully justified and costed schemes are developed, then developers' contributions from new housing should contribute towards both the improvement of the existing playing field sites and the development of a new cricket site in Oakham. The value of the contributions from housing developments across Rutland will be the equivalent value of the area of pitches that would otherwise be provided by the development. This will be calculated using the latest Sport England facility cost information.
- 6.248 It is clear that the costs of the works required on playing field sites is more than can be generated from developers' contributions alone, so the priority list will also inform other external partners including Sport England and the national governing bodies in relation to their grant aid.
- 6.249 There is also a requirement for developers to contribute towards the cost of clubhouses/pavilions and ancillary facilities at playing field sites. This requirement is based on the following assumption:
- Football: 1 x 4-team changing room pavilion for 3 ha pitch space
 - Cricket: 1 x clubhouse per 2 ha ground
 - Rugby: 1 x 4 team changing room clubhouse for 4 ha pitch space
- 6.250 The rate of cost per 1,000 is based on a 4 team changing room and club room using traditional construction, with the cost reference base being the latest Sport England facility cost information on their web site.

Standard for accessibility

- 6.251 The accessibility standards are based on the consultation feedback from clubs.
- 6.252 The proposed accessibility standard is based on a drive time of: 10 minutes for football; 15 minutes for cricket; and 20 minutes for rugby.

Standards for quality

- 6.253 There is now an extensive set of sports facility design advice available from Sport England and the major national governing bodies of sport. The planning policies for Rutland in relation to the quality standards for sports facilities should therefore refer back to this guidance, both for design and layout. However there are specific aspects of design which should be taken into account in the policy framework guiding the provision of community playing field space. These are summarised below.

Multi-pitch sites

- 6.254 The most useful sites for football development and the best for efficient long term maintenance are those which are ideally at least the equivalent of 4 senior pitches in area, or a minimum playing field size of 4.2 ha where all of the site is usable. New sites should therefore be developed with this minimum size in mind.
- 6.255 The most useful sites for cricket development and the best for efficient long term maintenance are those which are at least the equivalent of 2 pitches in area. The development of multi-pitch sites is therefore supported.
- 6.256 The most useful sites for rugby are those which are multi-pitch and cater for all ages, usually linked to a club.

Football - pitches sized to meet needs

- 6.257 The new FA recommended pitch sizes should be provided.

Changing Facilities

- 6.258 For football, all senior sites should have good quality changing facilities that meet FA guidelines. Whilst changing facilities for minis and juniors is a desirable rather than an essential FA requirement, all mini/junior sites (not associated with senior pitches) should ideally have at least access to basic toilet/wash facilities.
- 6.259 For cricket and rugby all sites should have good quality changing and club house facilities that meet the national governing body guidelines.

Grass Pitch Quality

- 6.260 All pitches should be well-drained and well-maintained, avoiding over-use. The pitch quality guidelines are those provided by Sport England and the relevant National Governing Body, but each site will have its own specific maintenance requirements.
- 6.261 Pitches should be allowed to fully recover at the conclusion of the season. Significant extensions to the playing season into late spring/early summer for football and rugby should be avoided if possible.
- 6.262 Conflict by booking out sites for other activities during the closed season should be avoided. Where this is not possible consideration should be given to developing alternative sites.
- 6.263 Cricket pitches should be allowed to fully recover at the conclusion of the season and sites should not be shared with other sports or used for informal recreation. If

sites are shared the cricket square should be protected, particularly at the start of the cricket season when there is often an overlap with winter sports.

6.264 All new sites should be located in areas not prone to flooding.

6.265 All new sites should be drained and laid out in accordance with the NGB guidelines.

Floodlighting

6.266 Most rugby clubs and some football clubs also require at least some floodlit grass training area which is away from the pitches. The RFU consider floodlighting as a high priority, particularly where the club is large and has limited scope for training.

Site Security

6.267 Where possible, and where they are not public open space, sites should be secured (fenced) to reduce/prevent unofficial use of pitches, vandalism of changing facilities and dog fouling.

Enshrining quality in planned provision

6.268 The quality of new playing fields, particularly those which are provided in relation to new development, should be guided by a clear set of planning criteria.

Smaller playing field projects

6.269 In relation to new housing developments, where there is also or otherwise an identified need for specific facility investment for a playing field or pavilion and a standard is not appropriate, for example towards the costs of new cricket nets, then the proposed project will still need to meet the Community Infrastructure Levy (CIL) tests to justify contributions. All new housing will be required to contribute on a proportional basis to these smaller identified and costed schemes within the relevant settlement or parish in which the development is located. The proportion will be pro rata the size of the new population in the development compared with that for the settlement/parish.

Site by site summary and recommendations

6.270 The table in Figure xx provides a site by site summary of the playing fields available to the community in Rutland, together with investment proposals. No new sites are proposed with the exception of an additional ground for Oakham CC. These proposals are also integrated into the final Investment Priorities table which is provided on a parish by parish basis.

Figure xx: Site by site playing field summary

Site Name	Site control	Pitch Type	Security of community	Pitch quality	Quality of ancillary facilities	Spare capacity ref current use	Key issues	Proposal	Cost	Date	Priority
CATMOSE COLLEGE, OAKHAM	School/ Academy	Football Adult 11v11	Y	Standard			School uses grass pitches. Limited use by community.	Retain and maintain.			
		Football Adult 11v11	Y	Standard							
		Football Mini 7v7	Y	Standard			Some limited use by community for football training.				
		AGP Sand filled	Y	Good							
EMPINGHAM CRICKET CLUB	Sports Club	Cricket	Y	Good	Standard		Good site but some improvements required to nets	Improve nets	£10,000	2015/ 2016	Low
KETTON SPORTS & SOCIAL CLUB	Sports Club	Football Adult 11v11	Y	Poor	Poor		Poor quality pitches but some spare capacity. Poor changing, shared with cricket.	Extend and improve clubhouse and improve pitches.	£75,000 for clubhouse and £37,000 for pitches	2016/ 2017	High
		Football Adult 11v11	Y	Poor	Poor						

Site Name	Site control	Pitch Type	Security of community	Pitch quality	Quality of ancillary facilities	Spare capacity ref current use	Key issues	Proposal	Cost	Date	Priority
		Cricket	Y	Good	Poor		Nets require improvements. Large club and site used to capacity. Changing shared with football.	Improve nets. Consider installation of artificial strip.	Improvement to nets: tbc Artificial strip: £15,000	2016/17 2017/18	High
MARKET OVERTON CRICKET CLUB	Sports Club	Cricket	Y	Good	Standard		Nets require improvements	Improve nets	£10,000	2015/2016	Low
NORTH LUFFENHAM PLAYING FIELD	Parish Council	Cricket	Y	Poor	Standard		2 team club based on poor site.	Keep site and club use under review. Consider improvements to square if justified by potential increased use.	Pitch works see para 7.3		Low
OAKHAM CRICKET CLUB	Sports Club	Cricket	Y	Good	Good		Site good quality but too small for next league stage and insufficient capacity for number of teams.	Develop a second ground at a quality to meet future league requirements. Site tbc.	£1,300,000 for pitch and pavilion	2017/2018	High

Site Name	Site control	Pitch Type	Security of community	Pitch quality	Quality of ancillary facilities	Spare capacity ref current use	Key issues	Proposal	Cost	Date	Priority
OAKHAM ENTERPRISE PARK	Rutland County Council	AGP – SAND FILLED (small)	Y	Damaged	No ancillary facilities		Damaged facility awaiting repair. No community use. Not floodlit	Repair and make available as outdoor space for clubs at OEP		2016/17	Low
		Football Adult 11v11	Y	Standard	No ancillary facilities		No community use although available.	Not required for community use. Redevelop for other purposes.			
OAKHAM SCHOOL	Independent School	AGP – SAND FILLED	N	Standard	No changing made available		Not floodlit. No/limited community use				
OAKHAM SCHOOL	Independent School	AGP – SAND FILLED	N	Standard	No changing made available		Limited use by mixed hockey club.				
OAKHAM UNITED	Sports Club	Football Adult 11v11	Y	Standard				Fencing and maintenance works	£21,000	2015/2016	Medium
RIDLINGTON AND BELTON CRICKET CLUB	Sports Club	Cricket	Y	Standard	Standard		Small club with limited number of fixtures. Struggling to maintain quality of site.	Retain and maintain			
ROGUES PARK, COTTESMORE	Sports Club	Football Youth 11v11	Y	Poor	Standard		Mini and junior pitches identified as	Improve youth and mini football pitches	Pitch works see para 7.3	2019/2020	Low

Site Name	Site control	Pitch Type	Security of community	Pitch quality	Quality of ancillary facilities	Spare capacity ref current use	Key issues	Proposal	Cost	Date	Priority
		Football Mini 5v5	Y	Poor			poor in site audit.				
		Football Mini 5v5	Y	Poor							
		Football Adult 11v11	Y	Good							
RUTLAND POLO GROUND	Sports Club	Polo	Y	Good	Good			Retain and maintain.			
RUTLAND POLO GROUND	Sports Club	Polo	Y	Good	Good			Retain and maintain.			
RUTLAND SHOW GROUND ROYCE RANGERS	Rutland Agricultural Society/Sports Club	Football Youth 11v11	Y	Standard	Standard		Large area potentially available. Pitches will require high initial maintenance due to nature of soil. No definitive pitch numbers/ locations. Site also used	Retain and maintain. Ensure high quality maintenance of pitches including remedial works required following showground use.			
		Football Youth 9v9	Y	Standard							
		Football Youth 9v9	Y	Standard							
		Football Mini 7v7	Y	Standard							
		Football Mini 7v7	Y	Standard							

Site Name	Site control	Pitch Type	Security of community	Pitch quality	Quality of ancillary facilities	Spare capacity ref current use	Key issues	Proposal	Cost	Date	Priority
		Football Mini 7v7	Y	Standard			as showground with potential for pitch damage.				
		Football Mini 5v5	Y	Standard							
RUTLAND SHOW GROUND OAKHAM RFC	Sports Club	Senior Rugby	Y	Good	Good		Large area potentially available. Pitches will require high initial maintenance due to nature of soil.	Retain and maintain. Ensure high quality maintenance of pitches including remedial works required following showground use.			
		Senior Rugby	Y	Good							
		Senior Rugby	Y	Good							
		Mini Rugby	Y	Good			No definitive pitch numbers/ locations.				
		Mini Rugby	Y	Good							
		Junior Rugby	Y	Good							
		Junior Rugby	Y	Good							
		Mini Rugby	Y	Good		Space available but not yet marked out	Site also used as showground with potential for pitch damage.				

Site Name	Site control	Pitch Type	Security of community	Pitch quality	Quality of ancillary facilities	Spare capacity ref current use	Key issues	Proposal	Cost	Date	Priority
RYHALL MEADOWS PLAYING FIELDS	Parish Council	Football Adult 11v11	Y	Standard	Standard			Retain and maintain.	General maintenance: £4,000 Pitch works see para 7.3	2016/2017	Low
		Football Adult 11v11	Y	Standard							
UPPINGHAM COMMUNITY COLLEGE	School/ Academy	Football Youth 11v11	N	Poor	Standard		Used by one community team plus school. No spare capacity.	Secure community use to the AGP, grass pitches (at current levels of use) and changing facilities. Keep need for improvements to rugby pitches under review should club expand. Work with school to improve marketing of AGP to football clubs.	Not known (legal costs only)	2015/2016	High
UPPINGHAM COMMUNITY COLLEGE	School/ Academy	Football Youth 9v9	N	Poor	Standard		School only use of football pitches. No spare capacity.				
UPPINGHAM COMMUNITY COLLEGE	School/ Academy	Senior Rugby	N	Poor	Standard		Site used by single adult tem rugby club.				
UPPINGHAM COMMUNITY COLLEGE	School/ Academy	Senior Rugby	N	Poor			Remainder of capacity used by school.				
UPPINGHAM COMMUNITY COLLEGE	School/ Academy	Senior Rugby	N	Poor							
UPPINGHAM COMMUNITY COLLEGE	School/ Academy	AGP – 3G Football turf	N	Standard			AGP has spare capacity. Not well advertised. Some clubs do not know of its availability.				

Site Name	Site control	Pitch Type	Security of community	Pitch quality	Quality of ancillary facilities	Spare capacity ref current use	Key issues	Proposal	Cost	Date	Priority
UPPINGHAM SCHOOL – MIDDLE PLAYING FIELDS	School/ Academy	AGP – SAND FILLED	N	Standard			Not floodlit. No community use.				
UPPINGHAM SCHOOL – MIDDLE PLAYING FIELDS	School/ Academy	AGP – SAND FILLED	N	Standard			Not floodlit. No community use.				
UPPINGHAM SCHOOL – MIDDLE PLAYING FIELDS	School/ Academy	AGP – SAND FILLED	N	Standard			No community use.				
UPPINGHAM TOD'S PIECE	Uppingham Town Council	Football Adult 11v11	Y	Poor				Improve football pitches and provide toilets	£15,000 for pitches and £20,000 for toilets	2018/ 2019	Medium
UPPINGHAM TOWN CRICKET CLUB	Sports Club	Cricket	Y	Good	Good		Good quality new ground and large club. Already at site capacity.	Ground improvements.	General ground improvements : £28,000	2016/ 2017	Medium
		Cricket	Y	Good	Good			Consider artificial strip to increase site capacity and to support junior development.	Artificial strip: £15,000	2018/ 19	

SECTION 7: IMPLEMENTATION

Introduction

- 7.1 The implementation of the Strategy will be achieved through a combination of approaches by Rutland County Council and its partners. There are a number of recommendations emerging from the Strategy which require specific actions and investment, and others which are more a matter of ensuring the protection of the existing network of sites and opportunities for sport and active recreation across Rutland. The formal planning standards and policies can be used as guidance for the negotiations of developers contributions linked to new housing.

Priorities for investment

- 7.2 Rutland County Council and its partners will treat this Strategy as a rolling document and will aim to undertake a number of action points arising from it. The first priority for implementation will therefore be an action plan which is led and coordinated by the County Council on an interdepartmental basis, and will involve the key stakeholders. This will be based around the project specific proposals set out in Figure 85 which have been widely consulted upon with appropriate parties e.g. sports representatives, users, and providers. These proposals:
- Set out sport and site specific actions, with clear priorities;
 - Indicate who is responsible for the delivery of each action and facility priority, and who else can help with its implementation;
 - Provide challenging but realistic and deliverable actions;
 - Provide an indication of the resource implications of each action, including where possible any associated financial costs, and how these resources could be secured;
 - Set a timescales for the delivery of each action.
- 7.3 Where the primary need is for the improvement of pitches or ancillary facilities, these have not been costed because it will depend upon the specific factors at each site. Sites that require pitch improvements will require inspection by specialist sports turf agronomists to determine improvements and costs. However reference can be made to the costs schedule produced by Sport England as part of their Protecting Playing Fields programme. Copies of these are provided as Appendix xx, or see <http://www.sportengland.org/funding/our-different-funds/protecting-playing-fields/budget-costs/>.
- 7.4 The facility proposals will be phased over time as there are some high and urgent priorities, and others which will require attention in the longer term or are a lower priority.

Figure 85: Investment priorities

Facility / Site	Project elements	Partners and potential funding sources. [Rutland County Council includes developers' contributions]	Date	Estimated cost	Priority H = High M = Medium L = Low
Strategic Projects – Defined Locations					
Uppingham Community College	Secure community use to the AGP, grass pitches (at current levels of use) and changing facilities.	Rutland County Council Uppingham Community College	2015/16	Not known (legal costs only)	H
Casterton Business and Enterprise College	Secure community use to the sports hall.	Rutland County Council Casterton Business and Enterprise College	2016/17	Not known (legal costs only)	M
Strategic Projects – Locations to be confirmed					
Replacement swimming pool	Undertake full feasibility study and business plan to include; location, capital costs, revenue expectations, outline design. Proposed to be 25 m by 4, 5 or 6 lane, with training pool, dryside viewing and changing village.	Rutland County Council Sport England Stevenage Leisure Limited Partners tbc	2015/16	£30,000 approx. depending on brief	H
	Open replacement swimming pool		2017/18	£3.1-4.2m	H
Cycling	Continue development of safe cycle routes, and potentially closed traffic free circuit	Rutland County Council Partners depend on location	2015/20	Depends on route	M

Facility / Site	Project elements	Partners and potential funding sources. [Rutland County Council includes developers' contributions]	Date	Estimated cost	Priority H = High M = Medium L = Low
Marked running routes possible including closed circuit	Measured and marked running routes. Sites to be confirmed	Rutland County Council Run England Other partners to be confirmed	2016/18	Dependent on facility	M
Compact athletics training facility	Compact training facility. Design and cost dependent on location and facility mix	Rutland County Council Rutland Athletics Club England Athletics	2017/18	Dependent on facility	L

Locality Projects

“Protect and enhance existing facilities” – this has been used where there are no specific projects identified for a parish but where the main priority is to retain and maintain the existing facilities and amenities.

Parish	Facility / Site	Project elements	Partners and potential funding sources	Date	Estimated cost	Priority H = High M = Medium L = Low
Ashwell CP	Protect and enhance existing facilities	To be identified	Parish Council	N/A	Not known	L
Ayston CP	Protect and enhance existing facilities	To be identified	Parish Council	N/A	Not known	L
Barleythorpe	Protect and	To be identified	Parish Council	N/A	Not known	L

Parish	Facility / Site	Project elements	Partners and potential funding sources	Date	Estimated cost	Priority H = High M = Medium L = Low
CP	enhance existing facilities					
Barrow CP	Protect and enhance existing facilities	To be identified	Parish Council	N/A	Not known	L
Barrowden CP	Protect and enhance existing facilities	To be identified	Parish Council	N/A	Not known	L
Beaumont Chase CP	Protect and enhance existing facilities	To be identified	Parish Council	N/A	Not known	L
Belton-in-Rutland CP	Protect and enhance existing facilities	To be identified	Parish Council	N/A	Not known	L
Bisbrooke CP	Protect and enhance existing facilities	To be identified	Parish Council	N/A	Not known	L
Braunston-in-Rutland CP	Braunston and Brooke village hall car park	Improve car park	Parish Councils Village Hall Charity	2019/20	Depends on requirements	L
Brooke CP	Protect and enhance existing facilities	To be identified	Parish Council	N/A	Not known	L
Burley CP	Protect and	To be identified	Parish Council	N/A	Not known	L

Parish	Facility / Site	Project elements	Partners and potential funding sources	Date	Estimated cost	Priority H = High M = Medium L = Low
	enhance existing facilities					
Caldecott CP	Protect and enhance existing facilities	To be identified	Parish Council	N/A	Not known	L
Clipsham CP	Protect and enhance existing facilities	To be identified	Parish Council	N/A	Not known	L
Cottesmore CP	Village hall and car park	Modernisation and redecoration. Extend and improve car park.	Parish Council Village hall charity	2017/18	£2,700	M
	Rogues Park, Cottesmore	Improve youth/junior and mini football pitches	Cottesmore Amateurs FC Football Association Football Foundation	2019/20	To be confirmed	L
Edith Weston CP	Village hall	Redecoration	Parish Council Village hall charity	2016/17	Depends on requirements	L
	Primary School Swimming Pool	Community entrance and improvements	Primary School	2016/17	£25,000	M
Egleton CP	Protect and enhance existing facilities	To be identified	Parish Council	N/A	Not known	L
Empingham	Village hall	Major improvements	Parish Council	2016/17	£7,500 (Hall	H

Parish	Facility / Site	Project elements	Partners and potential funding sources	Date	Estimated cost	Priority H = High M = Medium L = Low
CP		required for hall including replacement flooring. Improvements to car park.	Village hall charity		improvement)	
	Empingham Bowls Club	Improve ground maintenance	Parish Council	2015/16	£2,500	L
	Empingham Cricket Club	Improve nets	ECB	2015/16	£10,000	L
Essendine CP	Protect and enhance existing facilities	To be identified	Parish Council	N/A	Not known	L
Exton CP	Village hall and car parking	Significant improvements to hall, including roof and toilets. Seek to provide car parking.	Parish Council	2019/20	£25,000 (hall improvement)	M
	Outdoor play	Skateboard facility	Exton Play Action Group	2015/16	£6,500	L
Glaston CP	Protect and enhance existing facilities	To be identified	Parish Council	N/A	Not known	L
Great Casterton CP	Protect and enhance existing facilities	To be identified	Parish Council	N/A	Not known	L
Greetham CP	Village Hall and	Modernise heating,	Parish Council	2019/20	£15,000	H

Parish	Facility / Site	Project elements	Partners and potential funding sources	Date	Estimated cost	Priority H = High M = Medium L = Low
	Community Centre	renew roof and install solar panels				
Gunthorpe CP	Protect and enhance existing facilities	To be identified	Parish Council	N/A	Not known	L
Hambleton CP	Protect and enhance existing facilities	To be identified	Parish Council	N/A	Not known	L
Horn CP	Protect and enhance existing facilities	To be identified	Parish Council	N/A	Not known	L
Ketton CP	Ketton Sports Association	Extend and improve clubhouse and improve pitches Consider installation of artificial turf strip for cricket	Ketton Sports Association Football Club Football Association Football Foundation Ketton Cricket Club ECB	2016/17	£75,000 clubhouse £37,000 Pitches £15,000	H M
Langham CP	Village hall	Refurbishment	Parish Council Village hall charity	2016/17	£12,000	M
Leighfield CP	Protect and enhance existing facilities	To be identified	Parish Council	N/A	Not known	L

Parish	Facility / Site	Project elements	Partners and potential funding sources	Date	Estimated cost	Priority H = High M = Medium L = Low
Little Casterton CP	Protect and enhance existing facilities	To be identified	Parish Council	N/A	Not known	L
Lyddington CP	Protect and enhance existing facilities	To be identified	Parish Council	N/A	Not known	L
Lyndon CP	Village hall	Major refurbishment or replacement building required.	Parish Council Conant Estate	2019/20	Depends on requirements	L
Manton CP	Protect and enhance existing facilities	To be identified	Parish Council	N/A	Not known	L
Market Overton CP	Market Overton Cricket Club	Improve nets	Market Overton CC ECB	2015/16	£10,000	L
	Market Overton Bowls Club	Improve club facilities	Market Overton BC	2015/16	£11,000	L
Martinsthorpe CP	Protect and enhance existing facilities	To be identified	Parish Council	N/A	Not known	L
Morcott CP	Village hall	Signage	Parish Council	2015/16	£500	M
Normanton CP	Protect and enhance existing facilities	To be identified	Parish Council	N/A	Not known	L

Parish	Facility / Site	Project elements	Partners and potential funding sources	Date	Estimated cost	Priority H = High M = Medium L = Low
North Luffenham CP	Protect and enhance existing facilities	Keep playing field use for cricket under review. Improve square if justified by potential increased use.	Parish Council	N/A	Not known	L
Oakham	Victoria Hall	Lift and some modernisation	Oakham Town Council	2016/17	£25,000	H
	Oakham Bowling Club	Accessibility improvements	Oakham Town Council	20015/16	£15,000	M
	New Showground	Access improvements and Football Clubhouse	Rutland Agricultural Society Oakham Rugby Club Royce Rangers	2015/16	£175,000	M
	Oakham Tennis	Improvements to courts	Oakham Lawn Tennis Club	2015/16	£5,000	M
	Cutts Close	Replacement skatepark	Oakham Town Council	2015/16	£30,500	M
	Oakham United Football Ground	Fencing and maintenance	Oakham United FC	2015/16	£21,000	M
	Catmose Sports Auxiliary Hall	Refurbishment	Stevenage Leisure Ltd	2015/16	£75,000	M
	Oakham Cricket Club second ground	Develop second cricket ground for Oakham CC at quality to meet future senior league requirements. Site tbc	Oakham Cricket Club ECB	2017/18	£1,300,000 for pitch and pavilion	H

Parish	Facility / Site	Project elements	Partners and potential funding sources	Date	Estimated cost	Priority H = High M = Medium L = Low
Pickworth CP	Protect and enhance existing facilities	To be identified	Parish Council	N/A	Not known	L
Pilton CP	Protect and enhance existing facilities	To be identified	Parish Council	N/A	Not known	L
Preston CP	Protect and enhance existing facilities	To be identified	Parish Council	N/A	Not known	L
Ridlington CP	Protect and enhance existing facilities	To be identified	Parish Council	N/A	Not known	L
Ryhall CP	Village hall	Toilet refurbishment	Parish Council	2016/17	£5,500	H
	Playing fields	Maintenance	Parish Council	2016/17	£4,000	L
Seaton CP	Village hall	Redecoration. Seek to improve access and car parking	Parish Council	2016/17	Depends on requirements	H
South Luffenham CP	Village hall	Replacement building with car parking	Parish Council	2019/20	£75,000	H
Stoke Dry CP	Protect and enhance existing facilities	To be identified	Parish Council	N/A	Not known	L
Stretton CP	Protect and enhance existing facilities	To be identified	Parish Council	N/A	Not known	L

Parish	Facility / Site	Project elements	Partners and potential funding sources	Date	Estimated cost	Priority H = High M = Medium L = Low
Teigh CP	Protect and enhance existing facilities	To be identified	Parish Council	N/A	Not known	L
Thistleton CP	Protect and enhance existing facilities	To be identified	Parish Council	N/A	Not known	L
Thorpe By Water CP	Protect and enhance existing facilities	To be identified	Parish Council	N/A	Not known	L
Tickencote CP	Protect and enhance existing facilities	To be identified	Parish Council	N/A	Not known	L
Tinwell CP	Protect and enhance existing facilities	To be identified	Parish Council	N/A	Not known	L
Tixover CP	Protect and enhance existing facilities	To be identified	Parish Council	N/A	Not known	L

Parish	Facility / Site	Project elements	Partners and potential funding sources	Date	Estimated cost	Priority H = High M = Medium L = Low
--------	-----------------	------------------	--	------	----------------	---

Uppingham	Town Hall	Review outcomes of feasibility study and complete improvements as agreed.	Uppingham Town Council	2017/18	Dependent on outcome of feasibility study	H
	Uppingham Community College	Improve tennis courts and flood lighting	Uppingham Community College	2016/17	£75,000	M
	Uppingham Sports Centre	2 floodlit tennis courts with access all year and secure community use	Uppingham School Sports Centre	2018/20	£165,000	L
	Tod's Piece, Uppingham	Improve football pitches and provide toilets	Uppingham Town Council Football Club Football Association Football Foundation	2018/19	£15,000 pitches and £20,000 toilets	M
	Uppingham Cricket Ground, Castle Hill	Ground improvements Consider installation of artificial strip	Uppingham Cricket Club	2016/17	£28,000 £15,000	M M
Wardley CP	Protect and enhance existing facilities	To be identified	Parish Council	N/A	Not known	L

Parish	Facility / Site	Project elements	Partners and potential funding sources	Date	Estimated cost	Priority H = High M = Medium L = Low
Whissendine CP	Protect and enhance existing facilities	Create outdoor gym, improve club house	Parish Council	2015/16	£6,525	L
Whitwell CP	Protect and enhance existing facilities	To be identified	Parish Council	N/A	Not known	L
Wing CP	Protect and enhance existing facilities	To be identified	Parish Council	N/A	Not known	L

Priorities for policy action

- 7.5 The following priorities have emerged from the Strategy process which do not link to any specific investment priority nor planning standard. These are:

Sports halls

- 7.6 It is proposed to retain a minimum of 14 badminton courts sports hall space in Rutland in secure community use, with the priorities being the Catmose 8 court hall, Uppingham Sports Centre 6 court hall, and Oakham Enterprise Park 3 court hall. Catmose and Uppingham Sports Centre should continue to have pay-and-play opportunities. The Oakham Enterprise Park is and will remain a club venue.
- 7.7 If opportunities arise to formalise community use elsewhere this should be welcomed, with the priority being Casterton, as this is on the east side of the authority.

Health and fitness facilities

- 7.8 Retain the secure community use fitness facilities at Catmose and at Uppingham Sports Centre, and the achievement of Inclusive Fitness Initiative (IFI) accreditation for at least one of these sites.

Indoor tennis

- 7.9 Rutland County Council should support proposals in policy terms for an indoor tennis facility should one arise from an independent organisation. Community access should be sought to any facility both during the day and evenings, and to this end planning conditions should be applied. A small amount of public funding towards such a facility, should it comes forwards, may be considered, but justification would need to be made in relation to the sports development benefits offered by the scheme.

Squash

- 7.10 The minimum provision should be the retention of the existing 3 courts at Uppingham School Sports Centre as a play and play facility, as well as providing a club base.

Golf

- 7.11 Planning policies should enable a degree of flexibility at golf course sites in order to enable the providers to update their golf “offer” over time.

Countryside and Water activities

7.12 The main roles of Rutland County Council in relation to these types of sports and activities are and will continue to be:

- As an advocate working with partners to gain and retain access to a wide range of “natural resources”, including Rutland Water.
- Providing positive planning policy guidance to encourage provision for and access by a range of sport and recreation activities. This includes in relation to noisy sports.
- Encouraging the development of safe cycling routes, both as part of sustainable transport and a part of GI provision. This may include a closed road circuit(s).
- By providing grant aid, where appropriate, to clubs to gain, maintain and improve their facilities, particularly where this encourages or enables new participation.

Artificial grass pitches

7.13 The existing hockey surface AGP at Catmose and the 3G pitch at Uppingham Community College should be retained.

7.14 Community use of the Uppingham Community College pitch should be secured long term and support provided to its marketing, particularly amongst local football clubs.

Grass pitches

7.15 Retain all existing community grass pitch sites for football and rugby, and retain the same number of cricket grounds up to 2036.

Planning standards

7.16 A key output from the Strategy is the development of proposed standards, particularly for new developments. The justification and details behind each of these planning standards are contained within the relevant assessment sections of the report. There are some facilities where a formal standard of provision is not required, so these do not appear in the table in Figure 86.

7.17 These standards will be used to both justify the new provision and developers' contributions under the existing S106 planning arrangements as individual planning applications come forwards, to justify new provision as set out in the Rutland

Infrastructure Development Plan, and future projects to be funded under the Community Infrastructure Levy arrangements.

Figure 86: Proposed planning standards for new housing developments

Facility type	Proposed planning standards for new developments		
	Quantity per 1,000 population	Accessibility	Quality
Sports Halls	0.26 badminton courts fully available at peak time	20 minutes by car	Design and quality standard to meet Sport England or the relevant national governing body standards
Swimming pools	10.37 sq m water space fully available at peak time	20 minutes by car	Design and quality standard to meet Sport England or the relevant national governing body standards
Artificial Grass Pitches (full size)	0.03 large size AGPs fully available at peak time	30 minutes by car	Design and quality standard to meet Sport England and the relevant national governing body standards
Compact Athletics Facility	n/a One facility for the authority	Whole authority	Design and quality standard to meet Sport England and the relevant national governing body standards
Fitness facilities	n/a	n/a	Design and quality standard to meet Sport England standards
Indoor bowls at community centres and similar venue	0.1 rinks of specialist indoor bowls centre per 1,000 equivalent	15 minutes by car	Design and quality standard to meet Sport England and the relevant national governing body standards
Grass Playing Fields (football, cricket, rugby)	1.1 ha per 1,000	10 minutes' drive time for football 15 minutes' drive time for cricket 20 minutes' drive time for and rugby	Design and quality standard to meet Sport England and the relevant national governing body standards

*Note: * fully available at peak time means open to community use in the evenings and weekends.*

Planning policies

- 7.18 In principle the planning policies contained in the Rutland Local Plan should reflect the approach of the National Planning Policy Framework in relation to the provision of sport and recreation facilities, particularly:

Para 70

To deliver the social, recreational and cultural facilities and services the community needs, planning policies and decisions should:

- Plan positively for the provision and use of shared space, community facilities (such as sports venues...) and other local services to enhance the sustainability of communities and residential environments;
- Guard against the unnecessary loss of valued facilities and services, particularly where this would reduce the community's ability to meet its day-to-day needs;
- Ensure that established shops, facilities and services are able to develop and modernise in a way that is sustainable, and retained for the benefit of the community; and
- Ensure an integrated approach to considering the location of housing, economic uses and community facilities and services.

Para 73

Access to high quality open spaces and opportunities for sport and recreation can make an important contribution to the health and well-being of communities. Planning policies should be based on robust and up-to-date assessments of the needs for open space, sports and recreation facilities and opportunities for new provision. The assessments should identify specific needs and quantitative or qualitative deficits or surpluses of open space, sports and recreational facilities in the local area. Information gained from the assessments should be used to determine what open space, sports and recreational provision is required.

Para 74

Existing open space, sports and recreational buildings and land, including playing fields, should not be built on unless:

- an assessment has been undertaken which has clearly shown the open space, buildings or land to be surplus to requirements; or

- the loss resulting from the proposed development would be replaced by equivalent or better provision in terms of quantity and quality in a suitable location; or
- the development is for alternative sports and recreational provision, the needs for which clearly outweigh the loss.

Para 81

Once Green Belts have been defined, local planning authorities should plan positively to enhance the beneficial use of the Green Belt, such as looking for opportunities to provide access; to provide opportunities for outdoor sport and recreation; to retain and enhance landscapes, visual amenity and biodiversity; or to improve damaged and derelict land.

Para 89

A local planning authority should regard the construction of new buildings as inappropriate in Green Belt. Exceptions to this are:

.....

- provision of appropriate facilities for outdoor sport, outdoor recreation and for cemeteries, as long as it preserves the openness of the Green Belt and does not conflict with the purposes of including land within it;

.....

Para 204

Planning obligations are expected to only be applied where they meet all of the following tests:

- necessary to make the development acceptable in planning terms;
- directly related to the development; and
- fairly and reasonably related in scale and kind to the development.

7.19 National Planning Practice Guidance states:

“ Policies for seeking obligations should be set out in a development plan document to enable fair and open testing of the policy at examination. Supplementary planning documents should not be used to add unnecessarily to the financial burdens on development and should not be used to set rates or charges which have not been established through development plan policy”.

- 7.20 The key findings and recommendations of this Strategy therefore need to be set out as part of the new Local Plan.

Funding

- 7.21 It is important to ensure that all of the available resources are carefully targeted and tailored to meet the needs of the whole community so any initial capital investment and long term revenue commitments can be fully justified.
- 7.22 The proposals arising from the strategy are likely to be funded and supported by a range of partners and new facility provision might be via a mix of public and private sources. There are likely to be an increasing number of innovative partnership arrangements over the next few years both in relation to capital and revenue projects, and consideration should be given by the Council to exploring all of the available options to enable the delivery of the strategy's proposals.
- 7.23 There are some major projects planned in this strategy, such as a new swimming pool and this will require significant capital funding.
- 7.24 Funding sources and programmes vary significantly over time, and there is limited benefit in exploring in detail all of the funds available at this point. As each facility is considered, a variety of options for funding will need to be explored by the Council and the potential developers of each project. These might include, in no particular order:
- Mixed development – perhaps delivering community sports facilities as part of a wider regeneration scheme;
 - Developers' Contributions – by locking the strategy into planning policy;
 - Land disposals and partial land development – where agreed as surplus to need;
 - Partnership delivery and joint funding - by working with key partners such as schools;
 - Partnership funding - with major sports clubs and their National Governing Bodies of Sport (NGBs), Football Foundation and others;
 - Sport England/UK Sport funds;
 - Lottery Funds;
 - Government funding.

Procurement and management

- 7.25 The nature and process of the procurement of the facilities covered by this strategy and their long term management will fundamentally depend upon the type and scale of facility. It is likely that many sports and recreation facilities will increasingly become the responsibility of a sports club(s), but the Catmose and Oakham Enterprise Park are likely to remain the Council's responsibility, either directly or indirectly.

Review and Monitoring

- 7.26 There should be an annual review of the Strategy which will help to maintain the momentum and commitment to the Strategy's implementation. This will also help to ensure that the original supply and demand information is no more than two years old without being reviewed.
- 7.27 There should be full review of the Strategy if there are very significant changes in the supply and demand for the facilities in Rutland or its adjacent authorities or else a full review of the Strategy within 5 years to take account of:
- Anticipated housing growth within Rutland and on its boundaries;
 - General changes in participation and attractiveness of individual sports;
 - Technical changes to sport facility requirements;
 - The development of new or loss of existing facilities since the strategy was completed;
 - Facilities developed or lost to community use within the adjacent authorities;
 - Cross-boundary co-ordination between local authorities;
 - Facility investment decisions by the Council and its partners.

GLOSSARY

3G	3rd Generation artificial grass pitch (rubber crumb)
AGP	Artificial Grass Pitch
APP	Active Places Power
CIPFA	Chartered Institute of Public Finance and Accountancy
Cricket ground	The whole pitch area including the cricket square and outfield
Cricket square/table	The fine turf area which is specially mown and managed to give a high quality set of strips (often 6, 9 or 12 strips)
Cricket strip	Single strip of natural turf or artificial turf on which the wickets are placed at either end for a single match
Cricket wicket	The collective name for the 3 stumps and the bails placed at each end of the strip
CUA	Community Use Agreement
FA	Football Association
FIFA	Federation Internationale de Football Association
FPM	Facilities Planning Model
IMD	Index of Multiple Deprivation
IPPS	Interim Planning Policy Statement
LTA	Lawn Tennis Association
MUGA	Multi Use Games Area
NGB	National Governing Body of Sport
ONS	Office for National Statistics
OS	Ordnance Survey
RFC	Rugby Football Club
RFU	Rugby Football Union
SFC	Sports Facilities Calculator
SLL	Stevenage Leisure Limited
SPD	Supplementary Planning Document



Nortoft Partnerships Limited
2 Green Lodge Barn, Nobottle, Northampton NN7 4HD
Tel: 01604 586526 Fax: 01604 587719
Email: info@nortoft.co.uk Web: www.nortoft.co.uk